

VISUALLY SPEAKING/

F A L L
2 0 1 7

Minnetonka Center for the Arts

Classes / Exhibits / Outreach

Visual arts education for all ages, interests and abilities

**Enjoy Fall courses
here at the Center / PAGES 8 - 21**

**Exhibits are free
and open to the public / PAGE 2**

**Get to know Artist-Instructor Krissy Catt
in the *Artist Spotlight* / PAGE 5**

Class Registration Instructions / PAGE 23

ESSENTIAL DATES

Faculty Show

August 21 – September 21

Reception on September 14, 6 – 8 p.m.

Free and open to the public

Art Center closed August 26 – September 4

Phone lines open for registrations

See Building Hours page 24 for details

Fall I class session

September 5 – October 28

Please register by August 26

Early registration discount ends August 12*

Abstract

September 29 – October 26

Opening preview on September 28, 6 – 8 p.m.

Free and open to the public

Fall II class session

October 30 – December 23

Please register by October 21

Early registration discount ends October 7*

Arts of the Holidays Show & Sale

November 10 – December 22

Grand Opening, November 9, 6 – 9 p.m.

Free and open to the public

Winter class session

January 2 – February 24

Please register by December 23

Early registration discount ends December 9*

* Discount for currently enrolled students to continue their artistic journey into the ensuing session



COVER IMAGE:
Winter Wonderland, a low fire
white clay sculpture by Krissy Catt.
Learn more about the artist in the
Artist Spotlight on page 5.

Exhibits Update

Original artwork is available for viewing and purchase at the Minnetonka Center for the Arts in the gallery, throughout the building and at the Ridgedale Center. Exhibits and opening receptions are free and open to the public. Our facility is fully accessible to ensure that the visual arts are available to everyone. To purchase artwork at the Art Center, see the Registrar at the front desk. To purchase artwork exhibited in the common areas of Ridgedale Center through the Partners in Art program, contact Bob Bowman at bbowman@minnetonkaarts.org or 952.473.7361, x. 170.

FACULTY SHOW

August 21 - September 21

Reception on September 14, 6 - 8 p.m.

Free and open to the public

Enjoy the latest creations of our talented Artist-Instructors in an exhibit that reveals the artistic vision behind the teaching. Art and fine craft by some of the finest teaching artists in the region is exhibited in a veritable walk-through catalog of the rich learning experiences available in our studios.



ABSTRACT

September 29 - October 26

Opening Preview on September 28, 6 - 8 p.m.

Free and open to the public

Creating a non-representational image releases the artist from having to achieve a subject's likeness, but poses the challenge of creating an image that feels convincing or "right" without the benefit of referring to, or being explained by, something else. Curated by Artist-Instructor Ellen Richman and Exhibits Director Robert Bowman, *Abstract* highlights the vitality and scope of this genre. All exhibited work will be for sale.



Blow It Open, by Artist-Instructor and exhibit curator, Ellen Richman

MCFTA STUDENT ABSTRACT EXHIBIT

September 29 - October 26

MCFTA Artist-Instructor Ellen Richman's students' work fills the Dining Room and Art Wall corridor with color, energy, and inspiration. All exhibited work will be for sale.



ABSTRACT

CURATORS' TALK
AND TOUR

Saturday, October 14

10 am to 11:30 a.m.

Cost: \$9/members,
\$10/non-members. Free
for all *Abstract* exhibitors
(Registration required).

Interested in contemporary art? Learn more about some of the most vital, exciting work of our time. MCFTA Artist-Instructor Ellen Richman and MCFTA Exhibits Director Robert Bowman will provide a brief history of and context for abstract image-making, talk about the process of curating the exhibit and discuss approaches for viewing and evaluating abstract imagery, using selected pieces in the show to illustrate these points. Exhibiting artists may attend at no cost, and are encouraged to talk about their work. Question/answer session at the end as time allows.

ARTS OF THE HOLIDAYS SHOW & SALE

November 10 - December 22

Monday - Saturday 10 a.m. - 4 p.m.

Grand Opening, November 9, 6 - 9 p.m.

Free and open to the public

A gallery full of fine craft and art, selected for character and value, perfect for holiday giving. Featuring over 100 local artists – discover new collections by returning favorites as well as new artists, showing here for the first time.

CALL FOR ENTRIES ARTS OF THE HOLIDAYS

Please visit the Exhibits page at minnetonkaARTS.org to download the complete Call for Entries for the *Arts of the Holidays* exhibit. Acceptance notifications will end September 16. All artwork must be for sale.

/VISUALLY SPEAKING/

Fall 2017

CONTENTS

- 1 Essential Dates
- 2 Exhibits Update
- 3 Director's Note / Art Center News
- 4 Thank You Donors / Welcome Members
- 5 Artist Spotlight: Krissy Catt
- 6-7 Fall Classes at a Glance
- 8-21 Fall Class Descriptions
- 22 Artist-Instructor Bios
- 23 Registration Details
- 24 Art Center Hours / Mission / Directions

BOARD OF DIRECTORS *As of the 6/28/2017 meeting*

CHAIR	Jim Schwert
VICE CHAIR	Barbara McBurney
SECRETARY	Denise Leskinen
TREASURER	Lance Jeppson
MEMBERS AT LARGE	Cynthia Dyste Crissy Field Mary Larson Susan Lipscomb Andrea Michaelson Kathleen Michaelson Terry Savidge Katie Searl (as of 7/26/2017)
DIRECTOR EMERITUS	Laura H. Miles

ART CENTER STAFF

EXECUTIVE DIRECTOR	Roxanne Heaton, x. 150 rheaton@minnetonkaarts.org
EXHIBITS DIRECTOR & RETAIL MANAGER	Robert Bowman, x. 170 rbowman@minnetonkaarts.org
MARKETING & COMMUNICATIONS DIRECTOR	Gregory Collins, x. 120 gcollins@minnetonkaarts.org
ADULT PROGRAM DIRECTOR	Mara Miller, x. 130 mmiller@minnetonkaarts.org
CHILDREN & YOUTH PROGRAM DIRECTOR	Nicole Buchholz, x. 190 nbuchholz@minnetonkaarts.org
STAFF ACCOUNTANT	Ann Young, x. 180 ayoung@minnetonkaarts.org
CERAMICS STUDIO MANAGER	Lee Persell, x. 140 lpersell@minnetonkaarts.org
SCULPTURE STUDIO MANAGER	Open, x. 110
KITCHEN STAFF	Chef Melinda Alves, x. 200 malves@minnetonkaarts.org Monica Brown, x. 200 mbrown@minnetonkaarts.org
EXECUTIVE ASSISTANT	Dori Dedon-Mezei, x. 100 ddedon-mezei@minnetonkaarts.org
REGISTRARS	Anicka Schanilec, x. 160 Erin Boe, x. 160 registration@minnetonkaarts.org
GUEST SERVICES	952.473.7361, x. 160 information@minnetonkaarts.org
VOLUNTEER OPPORTUNITIES	Maryalice Brenk mmbrenk@mchsi.com
WEBSITE	minnetonkaARTS.org
FACEBOOK	facebook.com/artcentered
TWITTER	@Mtkacenter4arts

ABOUT THE COVER

We are pleased to feature the artwork of Artist-Instructor Krissy Catt on this issue's covers. See more in the *Artist Spotlight* on page 5.

Director's Note

Dear Friends,

Welcome to a new fiscal and academic year! Fall brings a resurgence of energy to all of our programs. We hope you'll be part of it and experience our nonprofit mission of visual arts in the community. Take a class, visit the gallery and Art Center Café, and please consider supporting the Art Center with a membership and a donation.

Have you visited the Partners in Art exhibit at the Ridgedale Center? For the sixth time, we have received national recognition from the National Endowment for the Arts for this innovative program that makes the visual arts available to millions of people a year, some who may never otherwise visit a gallery. Works are found in the center court and the magnet store courts and rotate periodically throughout the year. Stop by often!

Thanks to everyone who attended and participated in the spring fundraiser. *Toasting 65 Years* was a wonderful event held on May 19 where guests revisited the 1950s when the Art Center was founded. Many, many thanks to our sponsors, board of directors and diligent volunteers who made it a success.

Every spring and fall, the Minnetonka Center for the Arts reaches out to our followers with our appeal mailing. Please watch for our bright green envelope to arrive in your mailbox and thoughtfully consider our request. The annual fund is a lifeline that sustains our programming year to year and your gift supports:

- Class offerings for adults and children, more than 500 a year.
- More than a dozen exhibits a year that are always free and open to the public.
- Outreach programs that deliver art experiences to an annual average of 3,000 participants, reaching underserved populations including children of families living on the economic edge, children and adults with physical or developmental challenges, and seniors, both active and independent and those with memory loss.

Thanks to all of our Sock-hoppers! Toasting 65 Years SPRING FUNDRAISER

Many thanks to everyone who participated in the 2017 Spring Fundraiser on May 19, making it a great success! This year we raised just over \$70,000 to continue our work! Your generosity affirms that our mission is vital to the communities we serve. As a nonprofit community art center, contributions comprise about 35 percent of our annual budget. We are so grateful for this generous support!



As a nonprofit community art center, we make the visual arts available to all regardless of age, income or abilities. Please give generously if you value the arts. We are richer because of people like you who believe that the visual arts are indispensable to a healthy community. If you do not receive the appeal mailing and would like to make a donation, call the Registrar or visit our website. Every gift is greatly appreciated!

At this writing, we are in the process of closing the books on another fiscal year. Each time we do this, I am reminded of and deeply thankful for your support and the community's affirmation that our mission and our programs are vital and relevant. Many thanks!

Best regards,

Roxanne L. Heaton

Roxanne L. Heaton, Executive Director

NEW STUDENT DISCOUNT

If you've never taken a class with us before, enjoy a 10 percent savings on your first registration! (Details, p. 23) Call the Registrar at 952.473.7361, x. 160 to claim this benefit! It cannot be processed online.



ANCHOR BANK
Lance Jeppson

tcf bank
Barbara Shaw

Fox Rothschild LLP
ATTORNEYS AT LAW
Jim and Carrie Schwert

Andrea
and George Michaelson

Cynthia and Gregg Dyste
Crissy and Jim Field
Pat and George Foulkes
Susan and John Lipscomb
Barbara McBurney
Kathleen and David Michaelson
Terry Savidge
Kitty and Ken Zimba

Summit Mortgage Corporation
Bob and Diana Carter

THANK YOU.

THANK YOU TO ALL WHO MADE MEMBERSHIP, PROJECT, SPONSORSHIP, IN-KIND, CORPORATE, OPERATING AND CAPITAL GIFTS OF \$150 OR MORE BETWEEN MARCH 1, 2017 – MAY 31, 2017

\$25,000+
The McKnight Foundation

\$5,000 - \$10,000
1 Anonymous donor
Mary Swanbeck Bowman
Ms. Joan Dayton
National Endowment for the Arts

\$2,000 - \$4,999
Bill and Terry Ankeny
Edward and Sherry Ann Dayton
Delta Airlines
Cynthia and Gregg Dyste
Fox Rothschild LLP
General Mills Foundation c/o CyberGrants, Inc. / Ms. Barbara McBurney
Andrea and George Michaelsen
James and Caroline Schwert
Ms. Ames Sheldon and Mr. Andrew Currie / The Quaker Hill Foundation

\$1,000 - \$1,999
1 Anonymous donor / Vanguard Charitable
Anchor Bank
Mr. and Mrs. Robert Carter
Christine and James Field
Ben and Rebecca Field
Roxanne and Bert Heaton
John and Susan Lipscomb
Ms. Barbara McBurney
Kathleen and David Michaelson
Mr. Edgar T. Savidge
Barbara and Dennis Shaw
Dr. Louise D. Turkula
Kenneth and Catherine Zimba

\$500 - \$999
Mr. and Mrs. Michael J. Brenk
Bill Cherne and Judy Hardebeck
Mr. and Mrs. Thomas G. Colwell
Kristin and Mike Kiel
Mr. and Mrs. David Lowe
Barbara and Mark Lyons
Andrea and George Michaelsen / The Ski Monster
Summit Mortgage Corporation
TCF Foundation
The Park Tavern

\$150 - \$499
1 Anonymous donor
David and Duffy Abramson
Artworks Art & Frame, Inc.
BMW of Minnetonka
Mrs. Anne Bendt
Mrs. Beverly Bingham
M. Nicholas Burke and Susan Slattery-Burke
Lani and Peter Carlson
Ms. Myra Chazin
CorePower Yoga
Alice and Dean Fjelstul
Guthrie Theater
Tori and Jim Gagne
Ms. Daryl S. Gilpin
Daniel and Laura Good
Anne and John Groton
Heidi’s GrowHaus
H William Lurton Foundation
John and Beth Jacob
Ms. Karin Jacobs
Judd Frost Clothiers, Inc.
Denise and Bill Leskinen

Lexus of Wayzata
Minnesota Opera
Ms. Helen Morrison
Mr. and Mrs. Tim O’Keefe-Coats
PaddleTap
Mary and John Pagnucco
Mr. Steve Pajor
Mr. and Mrs. Rodney H. Peterson
P. F. and Associates Interior Design, Inc.
PNC Bank Wealth Management
Sally and George Prill
Mr. and Mrs. David Robertson
Bonnie Ronning / Fidelity Charitable Gift Fund
Mr. Robert Savage
Mr. Gaylord Schanilec
Mr. and Mrs. Richard Spiegel
Ms. Victoria Stewart and Mr. Mike Schugt
Mrs. Caroline Taylor
The Joint Chiropractic
David M. Thompson
Sandra and Paul Thompson
Mr. and Mrs. Gary L. Vars
Dennis and Amanda Walsh
Elizabeth and Ken Weir
Bruce and Beth Willis
YogaMN
Mr. Andrew Zabilla / Piper Jaffray
Dr. Alvin S. Zelickson and Mrs. Sue Z. Zelickson

Foundation Contributions
Fidelity Charitable Gift Fund / Bonnie Ronning / David and Virginia Schwartz
General Mills Foundation c/o CyberGrants, Inc. / Ms. Barbara McBurney
H William Lurton Foundation
The McKnight Foundation

The Quaker Hill Foundation / Ms. Ames Sheldon and Mr. Andrew Currie
Vanguard Charitable / Anonymous donor

Corporate Contributions
Anchor Bank
Fox Rothschild LLP
Piper Jaffray / Mr. Andrew Zabilla
PNC Bank Wealth Management
Summit Mortgage Corporation
TCF Foundation
The Ski Monster / Andrea and George Michaelsen

In-Kind Contributions
Andrea and George Michaelsen
Artworks Art & Frame, Inc.
BMW of Minnetonka
Christine and James Field
CorePower Yoga
Delta Airlines
Cynthia and Gregg Dyste
Guthrie Theater
Heidi’s GrowHaus
Ms. Karin Jacobs
Judd Frost Clothiers, Inc.
Lexus of Wayzata
John and Susan Lipscomb
Minnesota Opera
Mr. Gaylord Schanilec
PaddleTap
P. F. and Associates Interior Design, Inc.
James and Caroline Schwert
The Joint Chiropractic
The Park Tavern
YogaMN
Kenneth and Catherine Zimba

Welcome and thank you to all new and renewing members

PATRON (\$1,000)
Kenneth and Catherine Zimba

SPONSOR (\$250)
Mrs. Suzanne Brixius • Mrs. Myra Chazin
Kathy and Michael Dougherty
Claire and Colin Hames • Mari and Tom Lowe
David and Virginia Schwartz / Fidelity Charitable Gift Fund
Mr. Christopher Sullivan • Ms. Norrie Thomas

FRIENDS (\$100)
Ms. Lizbeth Brown • Mary and Steven Goldstein
Van and Liz Hawn

Jeanne Hoene and Robert Fayfield
Ms. Mary Lorenzen • Mr. John F. Mackey
Sarah and Jan Struck • Tim and Diane Thorpe
Dennis and Amanda Walsh

BASIC (\$50 - 55)
Mrs. Michele Abbott • Ms. Lois Adams
Mrs. Brenda K. Anderson • Ms. Lois Anselment
Mr. Lorenzo Ariza • Mr. Michael Armel
Patricia and Jeff Baker • Ms. Susan Batchelder
Ms. Hadji Bensfield • Mrs. Jacqueline Bensman
Mr. and Ms. Torrey Bergman • Mrs. Dina Bergren
Jessica and Justin Blum • Ms. Mary Brandshaug
Ms. Nicole Buchholz • Ms. Christi Bystedt
Ms. Catherine A. Callahan • Mr. Keith Cao

Ms. Jackie Carlson • Ms. Terry Carter
Ms. Lori Cheney • Mr. and Mrs. Kim M. Christopherson • Ms. Carol A. Clay
Mr. David Coats • Peter and Dianne Cook
Mrs. Annette Coxall • Ms. Linda Croteau
Mrs. Linda Crowley • Mr. Tim Current
Ms. Carrie Dellinger • Ms. Stacy Doepner-Hove
Ms. Katherine D. Doerr • Ms. Janet M. Donaldson
Ms. Beth Dorsey • Ms. Sue Dosen
Ms. Melissa Edeburn • Mary Jo and David Eide
Ms. Mary Elling • Ms. Barbara Elton
Ms. Holly Engrav • Ms. Judith Fedo
Ms. Susan W. Felix • Mrs. Suzanne Flannigan
Tom and Michele Frahm • Ms. Katie Fremstad
Mr. Tom Freund • Kelly K. Gage
Mrs. Maralee Gazelka • Mrs. Jo Geaslin
Mr. and Mrs. Irvin T. Geffre • Ms. Kathy Glaubitz
Ms. Nancy L. Gongoll • Susan and Channing Gove
Kristina and Bill Graber • Kay and Owen Gregg
Ms. Kristin Grevich • Ms. Michelle Griffith
Mrs. Joanne Gruen • Mrs. Pratibha Gupta
Ms. Judith M. Haeny • Mr. Frank Hanson
Ms. Margherita G. Harris • Mrs. Susan Hasselquist
Ms. Roslyn Hawley • Mrs. Catherine Hearingd
Ms. Patricia J. Hegman • Mrs. Randi Hellman
Mr. Scott Helmes • Ms. Lisa Galbraith Heyl
Ms. Christine Hoffman • Ms. Sonja Hutchinson
Ms. Karen Ilvedson • Mrs. Saya Inoue and Mr. Masao Inoue • Ms. Denice K. Jasper
Mr. and Mrs. Joel Johnson • Mr. Mic Johnson and Ms. Sarah Crouch • Ms. Vickie Johnson
Ms. Wilma Johnson • Ms. Mary Lou Jones
Mrs. Kelly Kastner • Ms. Lavona Keskey
Ms. Sue H. Kim • Mr. Bradford Kissell
Mr. and Mrs. John Klammer • Mrs. Anna Klombies
Ms. Linda Kollofski • Cheryl and Tim Krause
Mrs. Pamela Kreuger • Richard and Christine Krogstad • Ms. Mary Lacer • Ms. Marcy Lepine
Mary and Christopher Lincoln

Mr. and Mrs. Dan Lips • Sonja and Steve Lockman
Ms. Jan Lundgren • Ms. Susan J. Marvin
Ms. Karen McBride-Raffel • Ms. Vicki McHale
Mrs. Christy McKinlay • Mr. Scott McNabb
Ms. Kami Mendlik • Bruce and Susan Meyer
Ms. Donna Miller • Mr. and Mrs. Geoff Miller
Ms. Sharon Miller-Thompson
Ms. Marjorie Modell • Ms. Helen Morrison
Ms. Katherine Moses • Ms. Fariba Mousavi
Mr. Judd Nelson and Ms. Kathleen Brown
Ms. Erika Nordin • Marni and David Oberpriller
Mr. and Mrs. Tim O’Keefe-Coats
Ms. Suzanne K. Olson • Mrs. Amy E. Pedersen
Larry and Lisa Poole • Natasha and Robert Poppe
Ms. Cindy Pratt • Mr. Leland Randall
Ms. Amanda Renneke • Ms. Courtney Rile
Mr. David Roers • Ms. Rebecca Rogers
Ms. Anicka Schanilec • Mr. and Mrs. Steven Schellhaass • Mr. and Mrs. Kurt Scheurer
Ms. Julie Schlueter • Mr. and Mrs. Nate Schmiechen
Ms. Jennifer Schwarzkopf • Ms. Stephany G. Siitari
Ms. Peggy Sikorski • Mrs. Jana Simmons
Ms. Christine Smith-Thomas • Ms. Janie Solarski
Ms. Pamela Soltau • Ms. Barbara J. Steen
Ms. Sharon Stephenson • Ms. Marilyn M. Stewart-Murphy • Mr. Robert Steyaert
Susan and Robert Stone • Mr. Skip Sturtz
Ms. Tamara Sweere • Ms. Beth Thompson
Mrs. Christine Tierney • Rachel and Mark Traynham
Mrs. Vera Tychina • Dr. Barbara Van Eeckhout
Ms. Kelly Velander • Mrs. Anne Walters
Ms. Penelope Watson • Ms. Ayesha Wazirada
Mary Welke and Richard Bleyhl
Ms. Nancy West • Ms. Ruth Whitney Bowe
Ms. Leni Wilcox • Beth and Bruce Willis
Judith and Michael Wright • Ms. Nancy L. Wright
Ms. June Yoon • Ms. Anna Yurchenko
Ms. Marilyn Zieska • Mr. Keith Zilinski and Ms. Mary Zilinski • Ms. Nancy Zinter

Membership Benefits

\$60 Basic Household Membership (\$55 for Seniors – age 62+) (as of 7/1/17)

- 10 percent discount on classes for all household members
- Invitations to special exhibit openings and events
- Eligibility to enter Members’ Show and exhibits at Ridgedale Center
- Higher commissions on sales of member exhibited art
- \$10 discount on membership at the Walker Art Center
- Discount on workshops at the Madeline Island School of the Arts

\$100 Friend Membership

- All the benefits listed above, plus coupon for free coffee and baked good in the Café

\$250 Sponsor Membership

- All the benefits listed above, plus coupon for a free lunch for two in the Café

\$1000 Patron Membership

- All the benefits listed at left, plus free use of the Henrietta Murphy Room once a year
- Acknowledgement on our Patron’s Plaque

All gifts of \$150 a year or more are acknowledged in the quarterly newsletter and the annual report. All donors of a cumulative total of \$1,000 or more during the year are honored on the Patron’s Plaque in the main lobby.

Walker Art Center members receive a \$5 discount off a Minnetonka Center for the Arts membership. MCFTA members receive a \$10 discount off a Walker Art Center membership.

To join, renew or purchase your membership, call 952.473.7361, x. 160 or go to minnetonkaARTS.org and select MEMBERSHIPS.

Donate to support the arts

You may support the Minnetonka Center for the Arts anytime, anywhere. Go to minnetonkaARTS.org and select MEMBERSHIPS or DONATIONS. For tax reporting convenience, go to LOGIN and select *new user registration* to complete a brief profile and set login information. Then you may login anytime to review or print your giving history.

ARTIST SPOTLIGHT **Krissy Catt**



Artist Krissy Catt

Artist-Instructor Krissy Catt creates tall, slender figurines that shoot from their bases like stalks, or cosmic bodies. They're delicate, joyful, bright and mesmerizing. Her use of clay, light and refined.

A native of Edina, Krissy found her creative engine in college. While pursuing a psychology degree at the University of Minnesota, she took a ceramics course in her second year, which changed her direction unexpectedly. She almost immediately switched her major to Fine Arts. "My sister was always the artistic one in the family, so it was a surprising change for everyone."

"As a child, I was intimidated by [my sister's art work] – she was so good, I didn't do a lot. When I got out on my own, I discovered I really enjoy creating art and I wanted to pursue doing more." As many of the courses at the university were pottery and handbuilding in nature, she soon found herself "all over the place" working in different styles and forms, and decided to strike out on her own. She soon began to study under Professor Curt Hoard, continuing her handbuilding craft while exploring independent studies in sculpture. "He was sort of my mentor."

As her studies were coming to an end, she learned of the Northern Clay Center, which was just opening in St. Paul (now relocated to Minneapolis). She spent 20 years there perfecting her craft while raising a family and working outside of the arts field. During this period her work was applauded. "The public received it very well and were very interested in it, which was great because it's really what my soul wants to do – make figurative work." She continued creating "hundreds" of figures even after moving her studio to the basement of her family home.

After years of working in her non-arts career, her painter friend (and MCFTA Artist-Instructor) Ellen Richman encouraged her to try her hand at teaching. "I thought, well she's out here and I'd like to try that myself."



Awakening of the Heart, low-fire white clay



Blue Star, low-fire white clay

At first, Krissy started working with seniors with memory loss as a part of MCFTA's Outreach Program. Her interest in psychology created an art therapy approach to her instruction. "When seniors with memory loss get that piece of clay, they would get so into what they were doing. They would look forward to it every week – it was very rewarding. A lot of times they had things to entertain them, but not to create."



Wonder, low-fire white clay

Soon she began teaching other classes at MCFTA. Currently she teaches two ceramic sculpture classes in the Adult Program and a variety of classes and workshops in our Summer Arts Camp and Children and Family Programs. Her classes often sell out. "We have lots of fun and it's very lively. A big part of my class is community and my students really just enjoy each other. Everyone comes in with their own ideas of what they want to do. They learn something different from the other students as much as they learn from me."

The Art Center itself offers great inspiration to Krissy. She is happy to arrive each day to follow her passion in top-notch studios, and to teach students who are eager to learn. They inspire her daily. She takes pride in their accomplishments and marvels at their growth as artisans.



Of her own work, she hopes it "makes people happy." Ultimately, "I want the viewer to feel at peace or calm. Having a good influence on the world is really important to me." In between raising a family, "when I get the opportunity to work on my sculptures [it] brings a sense of calm and peace to me."

This fall she will be teaching **Ceramic Sculpture** and several single sessions in our intergenerational **Workshops for Families**.




















Ceramic Sculptures by Krissy Catt

Fall 2017 Class Schedule

Calligraphy	FALL I	FALL II	CLASS TITLE	PAGE	ARTIST-INSTRUCTOR	MON	TUE	WED	THU	FRI	SAT
6:30 PM - 8:30 PM	A52217		Pointed Pen Calligraphy	8	MacDonald		•				
Ceramics	FALL I	FALL II	CLASS TITLE	PAGE	ARTIST-INSTRUCTOR	MON	TUE	WED	THU	FRI	SAT
9:30 AM - 12:30 PM	A90317	B90317	Beginning and Continuing with Clay	8	Bowman	•					
9:30 AM - 12:30 PM	A90517	B90517	Pottery in the Making	8	Persell		•				
6:00 PM - 9:00 PM	A90017	B90017	Beginning/Intermediate Pottery	8	Persell		•				
9:30 AM - 12:30 PM	A94417	B94417	Ceramic Sculpture	8	Catt			•			
1:00 PM - 4:00 PM	A94117	B94117	Ceramic Sculpture	8	Catt			•			
9:30 AM - 12:30 PM	A90617	B90617	Pottery in the Making	8	Persell				•		
6:00 PM - 9:00 PM	A97617	B97617	Clay: Form and Surface	9	Miller				•		
9:30 AM - 12:30 PM	A92617	B92617	Craft Foam Molds And Surface 	9	Pavelka					•	
12:30 PM - 3:30 PM	A91717	B91717	Stoneware and Porcelain	9	Persell/Bowman						•
Drawing	FALL I	FALL II	CLASS TITLE	PAGE	ARTIST-INSTRUCTOR	MON	TUE	WED	THU	FRI	SAT
9:00 AM - 12:00 PM	A42217	B42217	Drawing Basics: [CORE CLASS]	9	Lauber-Westover	•					
1:00 PM - 4:00 PM	A40517	B40517	Intermediate Drawing Techniques	9	Lauber-Westover	•					
1:00 PM - 4:00 PM	A40117	B40117	Pen and Ink (4-week sessions)	9	Garder		•				
1:00 PM - 4:00 PM		B40217	Pen and Ink (4-week sessions)	9	Garder		•				
6:30 PM - 8:30 PM	A45517	B45517	Figure/Life Drawing	10	Stommes		•				
6:30 PM - 8:30 PM		B52717	Illumination Letterforms 	10	Reynolds		•				
1:00 PM - 4:00 PM	A48017	B48017	Contemporary Botanicals I	10	Galloway			•			
6:00 PM - 9:00 PM	A40717	B40717	Intro to Illustration 	10	Reynolds				•		
Fiber Arts	FALL I	FALL II	CLASS TITLE	PAGE	ARTIST-INSTRUCTOR	MON	TUE	WED	THU	FRI	SAT
9:30 AM - 12:30 PM	A73017	B73017	Beginning Weaving	10	Bestler	•					
9:30 AM - 12:30 PM	A70017	B70017	Intermediate Weaving	10	Bestler		•				
9:30 AM - 12:30 PM	A70417	B70417	Wednesday Weaving	10	Bestler			•			
1:00 PM - 4:00 PM	A71217	B71217	All Levels Rug Hooking	10	Lausen			•			
9:30 AM - 12:30 PM	A72017	B72017	Weaving on Table Looms	10	Bestler				•		
Glass	FALL I	FALL II	CLASS TITLE	PAGE	ARTIST-INSTRUCTOR	MON	TUE	WED	THU	FRI	SAT
1:30 PM - 5:00 PM	A98117	B98117	Creative Glass Design	11	Graham				•		
Jewelry	FALL I	FALL II	CLASS TITLE	PAGE	ARTIST-INSTRUCTOR	MON	TUE	WED	THU	FRI	SAT
9:30 AM - 12:00 PM	A85717	B85717	Intermediate Jewelry Design	11	Saathoff	•					
12:30 PM - 3:00 PM	A83217	B83217	Beginning Silversmithing and Jewelry Design	11	Saathoff	•					
6:00 PM - 8:30 PM	A83617	B83617	Evening Jewelry 	11	Seebauer Hansen				•		
Lecture	FALL I	FALL II	CLASS TITLE	PAGE	ARTIST-INSTRUCTOR	MON	TUE	WED	THU	FRI	SAT
12:00 PM - 1:30 PM	A333L17		MCFTA Arts Book Club: September 2017	11	Paulson/Miller					9/22	
10:00 AM - 11:30 AM	A395L17		Abstract Curators' Talk and Tour	11	Richman/Bowman						10/14
Painting (Acrylics, Oils, Pastel, Mixed Media)	FALL I	FALL II	CLASS TITLE	PAGE	ARTIST-INSTRUCTOR	MON	TUE	WED	THU	FRI	SAT
9:30 AM - 12:30 PM	A40617	B40617	Contemporary Abstract Painting	12	Richman	•					
1:00 PM - 4:00 PM		B43017	Impressionist Oil Painting	12	Grevich		•				
1:00 PM - 4:00 PM	A43017		Impressionist Oil Painting	12	Grevich		•				
9:00 AM - 12:00 PM	A40917		Intro to Acrylics [CORE CLASS]	12	Garder		•				
9:30 AM - 12:30 PM	A41417	B41417	Intermediate/Advanced Painting Studio	12	Odland		•				
9:30 AM - 12:30 PM	A47517	B47517	Pastel Landscape	12	Kath		•				
1:00 PM - 4:00 PM	A41517	B41517	Beginning/Intermediate Painting Studio	12	Odland		•				
1:30 PM - 4:30 PM	A44717		Flower Painting In French	12	Coppin		•				
6:30 PM - 9:30 PM	A41617	B41617	All Levels Painting Studio	12	Odland		•				
9:00 AM - 12:00 PM	A40017	B40017	Visual Explorations 	12	Nelson			•			
12:30 PM - 3:30 PM	A40317		Oil and Acrylic Techniques	12	Calengor			•			
9:00 AM - 12:00 PM	A46317		Portrait Painting in Oils	13	Stommes				•		
9:00 AM - 12:00 PM		B40917	Intro to Acrylics [CORE CLASS]	12	Garder				•		
9:30 AM - 12:30 PM		B48117	Landscape and Nature Painting	13	Combs				•		
1:00 PM - 4:00 PM	A41017	B41017	Draw and Paint from Photos	13	Thompson				•		
6:30 PM - 8:30 PM	A46617	B46617	Beginning In Oils [CORE CLASS]	13	Thompson				•		
9:30 AM - 12:30 PM	A43717		Oil Vs. Acrylic Exploration 	13	Stommes					•	
9:30 AM - 12:30 PM	A49717	B49717	Contemporary Abstract Painting	12	Richman					•	
Painting (Watercolors)	FALL I	FALL II	CLASS TITLE	PAGE	ARTIST-INSTRUCTOR	MON	TUE	WED	THU	FRI	SAT
9:00 AM - 12:00 PM	A43617		Waterscapes in Watercolor	13	Hearding	•					
9:00 AM - 12:00 PM		B42717	Color Confidence Watercolor	13	Hearding	•					
12:30 PM - 3:30 PM	A49617		Composition Confidence for Watercolor	13	Hearding	•					
12:30 PM - 3:30 PM		B47117	Color by Design Watercolor	13	Hearding	•					
9:30 AM - 12:30 PM		B44417	Winter Landscapes (And Snow) 	13	Galloway		•				
1:00 PM - 4:00 PM		B42117	Watercolor from the Beginning [CORE CLASS]	13	Galloway		•				
9:00 AM - 12:00 PM	A42517	B42517	Watercolor I: Working From Photos	14	Hutchinson			•			
9:30 AM - 12:30 PM	A45117	B45117	Contemporary Botanicals II	14	Galloway			•			
12:30 PM - 3:30 PM		B43317	Advanced Beginner Watercolor Techniques 	14	Hutchinson			•			
12:30 PM - 3:30 PM		B42317	Gestures and Mood in Watercolor	14	Hutchinson			•			
9:30 AM - 12:30 PM	A42417	B42417	Continuing Watercolor III	14	Galloway/Hearding				•		
1:00 PM - 4:00 PM	A42617	B42617	Continuing Watercolor II	14	Galloway/Hearding				•		
6:00 PM - 9:00 PM	A44217		Watercolor Unleashed! 	14	Hutchinson				•		
Photography	FALL I	FALL II	CLASS TITLE	PAGE	ARTIST-INSTRUCTOR	MON	TUE	WED	THU	FRI	SAT
9:30 AM - 12:30 PM	A61417	B61417	Photography: Composition and Design	15	Groton	•					
1:00 PM - 3:30 PM		B67617	Creative Iphone Photography	15	Mueller	•					
9:00 AM - 12:00 PM	A61517	B61517	Intermediate Digital Photography	15	Beihl		•				
1:00 PM - 4:00 PM	A66417	B66417	Advanced Beginner Digital Photography	15	Shefland		•				
9:30 AM - 12:30 PM	A61017	B61017	Making Photographs	15	Beihl			•			
1:00 PM - 4:00 PM	A61117	B61117	Abstract Digital Photography	15	Beihl			•			
9:30 AM - 12:30 PM	A67417	B67417	Lightroom Fundamentals	15	Shefland				•		
1:00 PM - 4:00 PM	A66217	B66217	Beginning Digital Photography	15	Shefland				•		

Fall 2017 Class Schedule

Printmaking	FALL I	FALL II	CLASS TITLE	PAGE	ARTIST-INSTRUCTOR	MON	TUE	WED	THU	FRI	SAT
1:00 PM - 4:00 PM	A64317	B64317	Introduction to Mono Printing	16	Dahl	•					
9:30 AM - 12:30 PM	A64417	B64417	Linocut Relief Prints	16	Dahl					•	
1:00 PM - 4:00 PM	A64217	B64217	Solar Plate Printing	16	Dahl					•	
Sculpture	FALL I	FALL II	CLASS TITLE	PAGE	ARTIST-INSTRUCTOR	MON	TUE	WED	THU	FRI	SAT
6:00 PM - 9:00 PM	A82717	B82717	Tuesday Evening Stone	16	Picos		•				
12:30 PM - 3:30 PM	A82917	B82917	Stone Carving Beginning/Intermediate	16	Lyman			•			
9:30 AM - 12:30 PM	A86917		Make That Thing - Cold Connections	16	Snyder/Nelson				•		
9:30 AM - 12:30 PM	A83017	B83017	Stone Carving Beginning/Intermediate	16	Lyman						•
Workshops for Adults	FALL I	FALL II	CLASS TITLE	PAGE	ARTIST-INSTRUCTOR	MON	TUE	WED	THU	FRI	SAT
10:00 AM - 1:00 PM	A635W17		Shoot Your Work 	17	Coates						9/9, 9/16
9:00 AM - 12:00 PM	A927W17		Earthenware Demonstration 	17	Pavelka						9/16
9:00 AM - 12:00 PM	A753W17		Bead Weaving On A Loom 	17	Bestler					9/15, 9/22	
9:30 AM - 4:00 PM	A418W17		Illustrator's Guide to Picture Books	17	Spinks					9/15, 9/22	
9:00 AM - 12:00 PM	A493W17		Feature Focus: Hands 	18	Stommes						9/16
9:30 AM - 3:30 PM	A476W17		Watercolor Cityscapes: Day 	18	Kandiko	9/18					
9:30 AM - 3:30 PM	A856W17		Weekend Jewelry Workshop: Rings	18	Seebauer Hansen					9/22	9/23
9:30 AM - 4:00 PM	A676W17		Creative iPhone Photography Bootcamp	18	Mueller						9/23, 9/30
9:30 AM - 3:30 PM	A478W17		Watercolor Cityscapes: Night 	18	Kandiko	9/25					
9:30 AM - 4:00 PM	A773W17		Joy of Felting: Circles Table Runner 	18	Granbeck				9/28		
9:30 AM - 3:30 PM	A746W17		Punch Needle Embroidery 	18	Lausen					9/29	9/30
1:30 PM - 4:30 PM	A929W17		Porcelain Demonstration 	19	Pavelka				10/5		
9:30 AM - 1:00 PM	A969W17		Glass Mosaics	19	Vogl						10/21, 10/28
9:30 AM - 4:00 PM	A876W17		Altered Papers and Collage	19	Carmody Smith					10/27	
9:30 AM - 4:00 PM	A771W17		Joy of Felting: Mittens 	18	Granbeck						10/14
9:00 AM - 12:00 PM	A495W17		Feature Focus: Feet 	18	Stommes						10/21
9:30 AM - 3:30 PM	A858W17		Weekend Jewelry Workshop: Bracelets	18	Seebauer Hansen					10/27	10/28
1:00 PM - 4:00 PM		B635W17	Shoot Your Work 	17	Coates	10/30, 11/6					
9:30 AM - 4:00 PM		B488W17	Exciting Brushwork 	18	Grevich			11/1			
9:00 AM - 3:30 PM		B438W17	Encaustic Painting: Working With Wax	19	Reeb					11/3	
9:30 AM - 3:30 PM		B746W17	Punch Needle Embroidery: For The Holidays 	18	Lausen					11/3	11/4
9:30 AM - 3:30 PM		B482W17	Fast and Fun Watercolor Portraits	19	Kandiko		11/7				
9:30 AM - 4:00 PM		B408W17	Using Edges, Lines and Passages 	19	Grevich			11/8			
9:30 AM - 4:00 PM		B876W17	Modern Mandalas in Collage	19	Carmody Smith					11/10	
9:30 AM - 4:00 PM		B772W17	Joy of Felting: Vases, Vessels and Bowls 	18	Granbeck					11/10	
9:30 AM - 4:00 PM		B489W17	Illustrative Mapping 	19	Reynolds						11/11, 11/18
9:30 AM - 3:00 PM		B484W17	Sunrises and Sunsets 	19	Kandiko					12/1	
10:00 AM - 3:30 PM		B776W17	Joy of Felting: Luminarias 	18	Granbeck					12/1	
9:30 AM - 3:30 PM		B859W17	Weekend Jewelry Workshop: Pendants	18	Seebauer Hansen					12/1	12/2
9:30 AM - 4:00 PM		B642W17	Solar Plate Intaglio	20	Dahl						12/2
10:00 AM - 4:00 PM		B718W17	Inkle Loom Weaving	19	Bestler						12/2
9:30 AM - 4:00 PM		B418W17	Illustrator's Guide to Picture Books	21	Spinks						12/2, 12/9
10:00 AM - 4:00 PM		B714W17	Kumihimo With Beads	20	Bestler						12/9
Multigenerational	FALL I	FALL II	CLASS TITLE	PAGE	ARTIST-INSTRUCTOR	MON	TUE	WED	THU	FRI	SAT
1:00 PM - 3:30 PM	A053W17		Gorgeous Glass: Mosaics	20	Petron						9/16
1:00 PM - 3:30 PM		B052W17	Gorgeous Glass: Fall Ornaments	20	Petron						11/18
1:00 PM - 3:30 PM		B054W17	Gorgeous Glass: Holiday Ornaments	20	Petron						12/2
4:00 PM - 6:00 PM		B15117	Stone Carving Adventure	20	Picos		11/14, 11/21				
Sampler Saturday	FALL I	FALL II	CLASS TITLE	PAGE	ARTIST-INSTRUCTOR	MON	TUE	WED	THU	FRI	SAT
9:00 AM - 1:00 PM	A646W17		Sampler Saturday: Printmaking: Monotype	17	Art Center Faculty						10/14
10:00 AM - 12:00 PM	AS90AM17		Sampler Saturday: Ceramic Sculpture	17	Art Center Faculty						10/14
10:00 AM - 12:00 PM	AS40AM17		Sampler Saturday: Drawing	17	Art Center Faculty						10/14
1:30 PM - 3:30 PM	AS45PM17		Sampler Saturday: Painting	17	Art Center Faculty						10/14
1:30 PM - 3:30 PM	AS10PM17		Sampler Saturday: Kids Art Exploration	17	Art Center Faculty						10/14
Workshops for Families	FALL I	FALL II	CLASS TITLE	PAGE	ARTIST-INSTRUCTOR	MON	TUE	WED	THU	FRI	SAT
10:00 AM - 1:00 PM	A056W17		Trick or Treat Ceramics (Ages 5 and up with an adult)	20	Catt						9/23
10:00 AM - 12:00 PM		B059W17	Clay Tree Centerpiece (Ages 5 and up with an adult)	20	Catt						11/4
10:00 AM - 12:00 PM		B061W17	Holiday Bowl Party (Ages 5 and up with an adult)	20	Catt						12/9
Children and Teens	FALL I	FALL II	CLASS TITLE	PAGE	ARTIST-INSTRUCTOR	MON	TUE	WED	THU	FRI	SAT
9:30 AM - 11:00 AM	A47317	B47317	Youth Drawing Studio (Ages 6-10)	21	Odland						•
9:30 AM - 11:00 AM	A19717		Painting Basics: 20th Century (Ages 6-12)	21	Buck						•
11:30 AM - 1:00 PM		B037W17	Fabric Construction (Ages 6-12)	21	Stice						•
10:00 AM - 12:00 PM	A127W17		Wildlife Relief Printmaking (Ages 10-15)	21	Dahl						9/23, 9/30
1:00 PM - 3:30 PM	A069W17		Beeswax Art Collage 	21	Stice						9/30
9:30 AM - 11:30 AM	A136W17		Clay Face Tray 	21	Petron						9/30, 10/7
9:30 AM - 11:30 AM		B136W17	Holiday Clay (Ages 10-15)	21	Petron						11/4, 11/11
9:30 AM - 11:00 AM		B197W17	Color Field Painting 	21	Buck						11/4, 11/11
9:30 AM - 11:30 AM		B137W17	Clay Elf On a Shelf 	21	Chamberland						12/2
10:00 AM - 12:00 PM		B128W17	Solar Plate Intaglio Printmaking 	21	Dahl						12/9, 12/16

See page 22 for Artist-Instructor bios

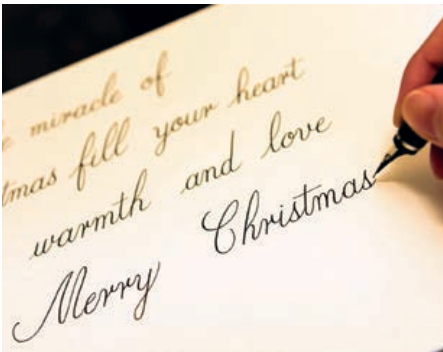
CALLIGRAPHY

**POINTED PEN
CALLIGRAPHY**
Kristine MacDonald
Skill level: ALL

Make your writing beautiful whether addressing cards or adding poetry to your paintings. In this class you will learn Copperplate script, a style of calligraphy that gets its unique look from a flexible, pointed pen nib that allows variation in thickness through pressure and release. Begin by learning the lovely traditional Copperplate letter forms and then push them into the 21st century by altering the letter shapes to make them stylized and current. Materials included.

Enrollment limited to 12; ages 16 and up

A52217 Tuesdays, September 5 - October 24
 (8 sessions) 6:30 - 8:30 p.m.
 \$173 Members / \$190 Non-members



➤ **See also *Illumination Letterforms* on page 10**

CERAMICS

**BEGINNING AND
CONTINUING WITH CLAY**
Robert Bowman
Skill level: ALL

This course combines basic throwing and handbuilding techniques for beginners with more advanced techniques and individualized instruction for continuing students. Demonstrations and discussions will complement the hands on experiences, and we'll explore a variety of firing methods for finishing our work.

Enrollment limited to 18; ages 16 and up

A90317 Mondays, September 11 - October 23
 (7 sessions) 9:30 a.m. - 12:30 p.m.
 \$240 Members / \$267 Non-members

B90317 Mondays, November 6 - December 18
 (7 sessions) 9:30 a.m. - 12:30 p.m.
 \$240 Members / \$267 Non-members

POTTERY IN THE MAKING
Lee Persell
Skill level: ALL

This class is for beginners and advanced potters alike. Beginners will be introduced to the potter's wheel as well as handbuilding. Experienced students will work with the instructor to develop their own projects. High fire, raku and soda firing will be explored.

Enrollment limited to 18; ages 15 and up

A90517 Tuesdays, September 12 - October 24
 (7 sessions) 9:30 a.m. - 12:30 p.m.
 \$240 Members / \$267 Non-members

A90617 Thursdays, September 14 - October 26
 (7 sessions) 9:30 a.m. - 12:30 p.m.
 \$240 Members / \$267 Non-members

B90517 Tuesdays, October 31 - December 19
 (8 sessions) 9:30 a.m. - 12:30 p.m.
 \$275 Members / \$306 Non-members

B90617 Thursdays, November 2 - December 21
 (7 sessions) 9:30 a.m. - 12:30 p.m.
 No class on November 23
 \$240 Members / \$267 Non-members

**BEGINNING/INTERMEDIATE
POTTERY**
Lee Persell
Skill level: ALL

Beginners receive an introduction to basic throwing techniques and forms, while intermediate students expand their technical abilities and their understanding of ceramic form through demos, discussions and critiques. High fire, raku and soda firing will be explored.

Enrollment limited to 18; ages 15 and up

A90017 Tuesdays, September 12 - October 24
 (7 sessions) 6 - 9 p.m.
 \$240 Members / \$267 Non-members

B90017 Tuesdays, October 31 - December 19
 (8 sessions) 6 - 9 p.m.
 \$275 Members / \$306 Non-members

CERAMIC SCULPTURE
Krissy Catt
Skill level: B, AB, I

In this off the wheel class, students create a wide variety of projects ranging from figurative work (animals and human) to realistic or abstract forms, to clay totems, and more. You will learn proper interior structure for a sculpture made of clay and have fun with surface design and textures. Come with an idea for a project you want to create, and together we will work to complete it. All levels welcome. Clay and firing fees are additional.

Enrollment limited to 10; ages 16 and up

A94417 Wednesdays,
 September 6 - October 25
 (8 sessions) 9:30 a.m. - 12:30 p.m.
 \$275 Members / \$306 Non-members

A94117 Wednesdays,
 September 6 - October 25
 (8 sessions) 1 - 4 p.m.
 \$275 Members / \$306 Non-members

B94417 Wednesdays,
 November 1 - December 20
 (8 sessions) 9:30 a.m. - 12:30 p.m.
 \$275 Members / \$306 Non-members

B94117 Wednesdays,
 November 1 - December 20
 (8 sessions) 1 - 4 p.m.
 \$275 Members / \$306 Non-members



Incised, slip decorated bowl by Artist-Instructor Robert Bowman

➤ **See also *Earthenware Demonstration* on page 17, *Porcelain Demonstration* on page 19 and *Clay Family Workshops* on page 20**

Attention new ceramics students:

Bring a towel and wear clothes that can get muddy. Clay and tools are available for purchase at the Art Center. During your first class, your instructor will show you what you need. These materials are not included in the class price unless stated. Firing fees are extra and purchased when needed based on the size of your finished piece(s).

CLAY: FORM AND SURFACE
Ernest Miller
Skill level: ALL

Make your Thursday evenings fun and creative in this relaxed potter’s wheel class. Instructor demonstrations will show you how to create cups, bowls, plates, vases, lidded jars and teapots. Individual attention will help you develop your skills. Some projects include hand construction and altering techniques. This class is designed for students with some experience and ambitious beginners. All tableware is finished in a high fire kiln for food safe use at home.

Enrollment limited to 16; ages 14 and up

- A97617 Thursdays, September 7 - October 26
 (7 sessions) 6 - 9 p.m.
 No class on October 5
 \$240 Members / \$267 Non-members
- B97617 Thursdays, November 2 - December 21
 (7 sessions) 6 - 9 p.m.
 No class on November 23
 \$240 Members / \$267 Non-members

CRAFT FOAM MOLDS AND SURFACE
Kristin Pavelka
Skill level: B, AB, I



Learn how to use inexpensive craft foam as a support to create a variety of dishes. Both throwers and hand builders will find this technique to be an exciting addition to their skill set. Surface treatments will explore various methods of line drawing including sgraffito, mishima, and slip trailing. Students are welcome to use their preferred Art Center clay.

Enrollment limited to 16; ages 16 and up

- A92617 Fridays, September 8 - October 27
 (7 sessions) 9:30 a.m. - 12:30 p.m.
 No class on October 13
 \$240 Members / \$267 Non-members
- B92617 Fridays, November 3 - December 22
 (7 sessions) 9:30 a.m. - 12:30 p.m.
 No class on December 8
 \$240 Members / \$267 Non-members

STONEWARE AND PORCELAIN
Lee Persell, Robert Bowman
Skill level: ALL

Beginners learn the basics of working with stoneware or porcelain on the potter’s wheel while intermediate and advanced students expand their skills. Handbuilding projects will be presented. Class includes demos, critiques and an opportunity to try soda and raku firing techniques.

Enrollment limited to 18; ages 16 and up

- A91717 Saturdays, September 9 - October 28
 (7 sessions) 12:30 - 3:30 p.m.
 No class on September 16
 \$240 Members / \$267 Non-members
- B91717 Saturdays, November 4 - December 16
 (7 sessions) 12:30 - 3:30 p.m.
 \$240 Members / \$267 Non-members



Green bottle by Artist-Instructor Ernest Miller

DRAWING

DRAWING BASICS [CORE CLASS]
Bonnie Lauber Westover
Skill level: B, AB

Drawing is a skill that creates the foundation for all two dimensional art. Specific exercises will teach you to express yourself and capture the world around you. Each week focuses on one approach to seeing and drawing, thereby building a visual vocabulary. You will try various media and approaches, look at successful drawings, have fun and gain confidence in your own work. Great for beginners as well as those who wish to brush up on their skills. Request a materials list from the Registrar.

Enrollment limited to 12; ages 16 and up

- A42217 Mondays, September 11 - October 23
 (7 sessions) 9 a.m. - Noon
 \$201 Members / \$223 Non-members
- B42217 Mondays, October 30 - December 18
 (8 sessions) 9 a.m. - Noon
 \$230 Members / \$255 Non-members

INTERMEDIATE DRAWING TECHNIQUES
Bonnie Lauber Westover
Skill level: AB, I, AD

Drawing is essential to many art forms. Continue fine tuning technical and observational skills adding depth, emotion, and movement to create stronger drawings with personal perspective. You will explore different media, a variety of approaches, and color techniques to enhance your own artistic vision. Request a materials list from the Registrar.

Enrollment limited to 12; ages 16 and up

- A40517 Mondays, September 11 - October 23
 (7 sessions) 1 - 4 p.m.
 \$201 Members / \$223 Non-members
- B40517 Mondays, October 30 - December 18
 (8 sessions) 1 - 4 p.m.
 \$230 Members / \$255 Non-members

PEN AND INK
Doug Garder
Skill level: ALL

Do you appreciate fine line work, like Albrecht Dürer’s engravings or Rembrandt’s etchings? Explore the nuances of drawing with a variety of steel pen nibs on white paper to create graphically concise images using stippling and cross hatching to build tonal variations. Perhaps add a light wash of watercolor at the end to perk it up. Many demonstrations. Bring photos to work from, a Speedball pen and ink set with a variety of nibs, black India waterproof ink, white drawing paper and plenty of patience.

Enrollment limited to 12; ages 16 and up

- A40117 Tuesdays, October 3 - 24
 (4 sessions) 1 - 4 p.m.
 \$114 Members / \$127 Non-members
- B40117 Tuesdays, October 31 - November 21
 (4 sessions) 1 - 4 p.m.
 \$114 Members / \$127 Non-members
- B40217 Tuesdays, November 28 - December 19
 (4 sessions) 1 - 4 p.m.
 \$114 Members / \$127 Non-members

> **See also *Illustrator’s Guide to Picture Books* on page 17, *Feature Focus: Hands and Feet* on page 18 and *Illustrative Mapping* on page 19**

SAMPLER SATURDAY: CERAMIC SCULPTURE
Skill level: ALL

Try your hand at making ceramic sculpture in this two hour introduction. You’ll see demos and experiment working with clay and handbuilding in this fun sampler event. All materials included.

Enrollment limited to 12; ages 16 and up

- AS90AM17 Saturday, October 14
 (1 session) 10 a.m. - Noon
 \$23 Members / \$25 Non-members



FIGURE/LIFE DRAWING

Audrey Stommes

Skill level: ALL

Learn to draw the nude human figure from observation in this multi-level class that is transferable to other mediums. Beginners will learn how to draw the human structure, gestures and how to use line weight and shading to develop form. Intermediate students will be shown ways to advance their skills based on their individual needs and interests. There will be fast gesture drawings, short studies, and prolonged poses along with lots of demos and exercises. Bring hard compressed charcoal and a pad of 18 x 24 inch newsprint paper to the first class. Model fee included.

Enrollment limited to 12; ages 18 and up

A45517 Tuesdays, September 5 - October 24
(7 sessions) 6:30 - 8:30 p.m.
No class on October 3
\$194 Members / \$209 Non-members

B45517 Tuesdays, October 31 - December 19
(8 sessions) 6:30 - 8:30 p.m.
\$213 Members / \$230 Non-members

ILLUMINATION LETTERFORMS

William Reynolds

Skill level: ALL

Illumination is a highly stylized, decorated letterform often used as the first letter in a storybook or as a monogram. The illustrated embellishment contains imagery and symbolism that creates a visual story enhancing the written words or expressing personality and interests. Using watercolor or colored pencils, you will learn about this artistic tradition and produce your own decorative illumination. Request a materials list from the Registrar.

Enrollment limited to 12; ages 16 and up

B52717 Tuesdays, November 7 - December 19
(7 sessions) 6:30 - 8:30 p.m.
\$134 Members / \$149 Non-members

CONTEMPORARY BOTANICALS I

Suz Galloway

Skill level: AB, I

Learn how to draw and paint botanical subjects in the contemporary American style. Beginning students will draw a leaf focusing on contours and vein structure, moving on to twigs and seedpods. Intermediate students will select a botanical subject and work on process drawings, composition, value development and/or an introduction of botanical painting. Explore colored pencils if interested. The instructor will introduce methods, techniques and design as needed. New students please request a materials list from the Registrar. **Prerequisite:** Drawing Basics or equivalent.

Enrollment limited to 14; ages 16 and up

A48017 Wednesdays,
September 6 - October 18
(7 sessions) 1 - 4 p.m.
\$201 Members / \$223 Non-members

B48017 Wednesdays,
November 15 - December 13
(5 sessions) 1 - 4 p.m.
\$143 Members / \$159 Non-members

INTRO TO ILLUSTRATION

William Reynolds

Skill level: AB, I, AD

Learn to bring ideas to life through art. In this class, you will learn about the art of illustration from posters and magazine covers to advertising and graphic design. You will be challenged to express, clarify and illuminate text and ideas as you explore design and illustration concepts. Request a materials list from the Registrar. Drawing experience is highly recommended.

Enrollment limited to 12; ages 16 and up

A40717 Thursdays, September 7 - October 26
(8 sessions) 6 - 9 p.m.
\$230 Members / \$255 Non-members

B40717 Thursdays, November 2 - December 21
(7 sessions) 6 - 9 p.m.
No class on November 23
\$201 Members / \$223 Non-members

FIBER ARTS

BEGINNING WEAVING

Traudi Bestler

Skill level: B, AB

This class introduces the pleasures of hand weaving. Using Art Center looms, you will learn all about setting up and weaving a small project. New weavers may make scarves, table linens, bags or other interesting objects. Both beginners and those wanting to refresh their weaving skills are welcome in this group. An additional \$14 materials fee plus tax will be collected from first time students.

Enrollment limited to 7; ages 16 and up

A73017 Mondays, September 11 - October 23
(6 sessions) 9:30 a.m. - 12:30 p.m.
No class on October 16
\$172 Members / \$191 Non-members

B73017 Mondays, October 30 - December 18
(8 sessions) 9:30 a.m. - 12:30 p.m.
\$230 Members / \$255 Non-members

INTERMEDIATE WEAVING

Traudi Bestler

Skill level: I

In this class, students continue their exploration of weave structures. The projects and lessons are more challenging and will lead the weaver further down the path of learning. You will become more confident in setting up your loom and making the ideas in your imagination become real. You'll receive help with your projects and experience weaving on a variety of looms.

Enrollment limited to 10; ages 16 and up

A70017 Tuesdays, September 5 - October 24
(8 sessions) 9:30 a.m. - 12:30 p.m.
\$230 Members / \$255 Non-members

B70017 Tuesdays, October 31 - December 19
(8 sessions) 9:30 a.m. - 12:30 p.m.
\$230 Members / \$255 Non-members

WEDNESDAY WEAVING

Traudi Bestler

Skill level: AD

For people who can warp looms and read drafts independently. This class studies more complex weave structures and often spends one portion studying a new weave structure, followed by individual exploration into a project of choice. Designing using a computer program is also covered.

Enrollment limited to 8; ages 16 and up

A70417 Wednesdays, September 6 - October 25
(8 sessions) 9:30 a.m. - 12:30 p.m.
\$230 Members / \$255 Non-members

B70417 Wednesdays, Nov. 1 - Dec. 20
(8 sessions) 9:30 a.m. - 12:30 p.m.
\$230 Members / \$255 Non-members

ALL LEVELS RUG HOOKING

Laurie Lausen

Skill level: ALL

Discover the age old craft of creating whimsical rugs using fabric strips and a simple hook. You will learn the basics of rug hooking: design techniques including transfer methods, color planning and wool preparation, a variety of finishing techniques, and the rich traditions behind this folkart. Beginning students will work on creating a small mat using one of a variety of kit choices which may be purchased at the first class. Experienced students will work on their own designs and may bring a project in process. Request a materials list from the Registrar. Beginners' kit is an additional \$25 plus tax.

Enrollment limited to 12; ages 16 and up

A71217 Wednesdays, Sept. 6 - Oct. 25
(8 sessions) 1 - 4 p.m.
\$230 Members / \$255 Non-members

B71217 Wednesdays, Nov. 1 - Dec. 20
(8 sessions) 1 - 4 p.m.
\$230 Members / \$255 Non-members

WEAVING ON TABLE LOOMS

Traudi Bestler

Skill level: ALL

Easy to learn on and use anywhere, table looms are extremely popular with many of today's weavers. Beginning weavers will learn how to set up the loom and weave a small project such as a scarf or table runner. Intermediate weavers will be instructed on a more challenging project. Request a materials list from the Registrar.

Enrollment limited to 6; ages 16 and up

A72017 Thursdays, September 7 - October 19
(6 sessions) 9:30 a.m. - 12:30 p.m.
No class on October 12
\$172 Members / \$191 Non-members

B72017 Thursdays, November 2 - December 14
(6 sessions) 9:30 a.m. - 12:30 p.m.
No class on November 23
\$172 Members / \$191 Non-members

➤ **See also *Bead Weaving on a Loom* on page 17, *Joy of Felting and Punch Needle Embroidery* on page 18 and *Inkle Loom Weaving* on page 19**

SAMPLER SATURDAY: DRAWING

Skill level: ALL

Everyone can learn to draw. Here's your chance to explore drawing techniques and learn fundamentals in an enjoyable two hour event. Overcome inhibitions with creative exercises to fill the paper, increase skill and build confidence for a more in depth drawing class. All materials included.

Enrollment limited to 14; ages 16 and up

AS40AM17 Saturday, October 14
(1 session) 10 a.m. - Noon
\$23 Members / \$25 Non-members

Try it!

GLASS

CREATIVE GLASS DESIGN

Karen Graham
Skill level: ALL

Create beautiful fused glass sculptures, jewelry and serving pieces for the table. We'll explore pattern and design concepts by thoughtful placement of glass in layers, strips and fused component parts for your own one of a kind glasswork. You will learn how to work with glass paints, powders, frits and sheet glass to develop striking color palette, texture and visual depth. You'll also learn how to use the flowing movement of glass when heated in a kiln to form and shape your piece. Basic glass cutting, glass reaction to heat, mold preparation and kiln use will be covered. Safety emphasized. Tools and a variety of materials provided. Closed toe shoes and ear plugs required.

Enrollment limited to 12; ages 16 and up

- A98117

Thursdays, October 5 - 26
(4 sessions) 1:30 - 5 p.m.
\$210 Members / \$228 Non-members
- B98117

Thursdays, November 16 - December 21
(5 sessions) 1:30 - 5 p.m.
No class on November 23
\$250 Members / \$273 Non-members



> See also *Glass Mosaics* on page 19 and *Gorgeous Glass* multigenerational workshops on page 20

EVENING JEWELRY

Linda Seebauer Hansen
Skill level: ALL

Learn to work with silver and other metals to create jewelry. You'll explore metal construction processes, soldering, texturing, riveting and more. You will be guided through basic techniques and can expect to complete at least one project by the end of the course. We will also discuss essential equipment to continue work outside of the classroom. Bring a sketchbook. Most materials provided; silver purchased by student based on project needs.

Enrollment limited to 10; ages 16 and up

- A83617

Thursdays, September 7 - October 26
(7 sessions) 6 - 8:30 p.m.
No class on October 12
\$246 Members / \$268 Non-members
- B83617

Thursdays, November 2 - December 21
(7 sessions) 6 - 8:30 p.m.
No class on November 23
\$246 Members / \$268 Non-members



Melting metal in our jewelry studio

> See also *Weekend Jewelry Workshops* on page 18 in *Workshops for Adults*

JEWELRY

INTERMEDIATE JEWELRY DESIGN

Danny Saathoff
Skill level: I, AD

Expand on the skills learned in *Beginning Silversmithing and Jewelry Design* through further exploration of familiar skills and the introduction of more advanced techniques including additional stone settings, mixed media and found objects as wearable art. This class will be loosely structured to allow more time to create new pieces, practice and hone your techniques. Prerequisite: a level I MCFTA silver jewelry class or instructor permission. Some materials provided. Project materials purchased by student. Request a materials list from the Registrar.

Enrollment limited to 10; ages 16 and up

- A85717

Mondays, September 11 - October 23
(7 sessions) 9:30 a.m. - Noon
\$235 Members / \$258 Non-members
- B85717

Mondays, October 30 - December 18
(8 sessions) 9:30 a.m. - Noon
\$265 Members / \$290 Non-members

BEGINNING SILVERSMITHING AND JEWELRY DESIGN

Danny Saathoff
Skill level: B, AB

Learn to work with silver and other metals to create fine jewelry, exploring metal fabrications, soldering, stone setting, cold connections and many more techniques. Beginners will be guided through basic techniques and can expect to complete at least one project by the end of the course. We will also discuss the essential equipment to continue work outside of the classroom. Bring a sketchbook. Most materials provided.

Enrollment limited to 10; ages 16 and up

- A83217

Mondays, September 11- October 23
(7 sessions) 12:30 - 3 p.m.
\$255 Members / \$278 Non-members
- B83217

Mondays, October 30 - December 18
(8 sessions) 12:30 - 3 p.m.
\$285 Members / \$310 Non-members

LECTURE

MCFTA ARTS BOOK CLUB: SEPTEMBER 2017

Curt Paulsen, Mara Miller
Skill level: ALL

Come explore creativity and artistic ideas through open discussion around books chosen to pique the interest and inspire exploration. There is no cost for participating, but space is limited, so please RSVP with our Registrars to save your spot. Plan on arriving early if you want lunch at the Art Center Café before the discussion starts.

September 2017 Book: *Portrait of an Artist: A Biography of Georgia O'Keeffe* by Laurie Lisle - a well researched, richly textured look at one of the most renowned painters in America. We will explore O'Keeffe's courage, commitment, and artistic vision as we discuss this iconic artist, her life and her artwork.

Enrollment limited to 30; ages 16 and up

- A333L17

Friday, September 22
(1 session) Noon - 1:30 p.m.
\$0 Members / \$0 Non-members

ABSTRACT CURATORS' TALK AND TOUR

Ellen Richman, Robert Bowman
Skill level: ALL

Interested in contemporary art? Learn more about some of the most vital, exciting work of our time. MCFTA Artist-Instructor Ellen Richman and MCFTA Exhibits Director Robert Bowman will provide a brief history of and context for abstract image making, talk about the process of curating the exhibit and discuss approaches for viewing and evaluating abstract imagery, using selected pieces in the show to illustrate these points. Exhibiting artists may attend at no cost (but please RSVP with the Registrar) and are encouraged to talk about their work. Question/answer session at the end.

Enrollment limited to 50; ages 16 and up

- A395L17

Saturday, October 14
(1 session) 10 a.m. - 11:30 p.m.
\$9 Members / \$10 Non-members

> See also *Weekend Jewelry Workshops* on page 18

PAINTING (Acrylics, Oils, Pastels and Mixed-Media)

**CONTEMPORARY
ABSTRACT PAINTING**
Ellen Richman
Skill level: ALL

This course presents contemporary abstract painting in acrylic or oil with an emphasis on formal aspects: color, composition and value. You will expand your knowledge of medium and techniques, while developing your personal style. Students work at their own pace on a series of abstract paintings. New students, please request a materials list from the Registrar.

Enrollment limited to 15; ages 16 and up

A40617	Mondays, September 11 - October 23 (7 sessions) 9:30 a.m. - 12:30 p.m. \$201 Members / \$223 Non-members
A49717	Fridays, September 8 - October 27 (6 sessions) 9:30 a.m. - 12:30 p.m. No class on September 22, October 13 \$172 Members / \$191 Non-members
B40617	Mondays, October 30 - December 18 (8 sessions) 9:30 a.m. - 12:30 p.m. \$230 Members / \$255 Non-members
B49717	Fridays, November 3 - December 22 (8 sessions) 9:30 a.m. - 12:30 p.m. \$230 Members / \$255 Non-members

**IMPRESSIONIST
OIL PAINTING**
Kristin Grevich
Skill level: ALL

Learn to paint like the Impressionists. The impressionistic approach to painting will help you gain an understanding of color and its relationships. You will explore the concepts of thick over thin use of paint, warm over cool colors, complementary colors, harmony, edges, shape/quality, values and simplifying and loosening brushwork. Each week a new still life will be set. You may bring photos, but it is suggested to work from life as much as possible. Request a materials list from the Registrar.

Enrollment limited to 12; ages 16 and up

A43017	Tuesdays, October 3 - 24 (4 sessions) 1 - 4 p.m. \$114 Members / \$127 Non-members
B43017	Mondays, November 20 - December 11 (4 sessions) 1 - 4 p.m. \$114 Members / \$127 Non-members

**INTRO TO ACRYLICS
[CORE CLASS]**
Doug Garder
Skill level: B, AB

Learn how to paint in acrylics and use various mediums such as gel and gloss to create thick impastos and rich luminosity. Explore color mixing and a variety of subject matter, including landscapes, portraits and still lifes. This class is a perfect opportunity to try painting for the first time or to get back into it after a hiatus. Friendly critiques will lead to discussions about color and hue change, composition, contrast and technique. Request a materials list from the Registrar.

Enrollment limited to 12; ages 16 and up

A40917	Tuesdays, October 3 - 24 (4 sessions) 9 a.m. - Noon \$114 Members / \$127 Non-members
B40917	Thursdays, November 2 - 30 (4 sessions) 9 a.m. - Noon No class on November 23 \$114 Members / \$127 Non-members

**INTERMEDIATE/ADVANCED
PAINTING STUDIO**
Dorothy Odland
Skill level: I, AD

Understand more about the process of making art and developing personal style using oil, acrylic or watercolor. Work at your own pace with individual instruction in this open studio format class. Bring paints, brushes and painting surface to the first class.

Enrollment limited to 17; ages 16 and up

A41417	Tuesdays, September 5 - October 24 (8 sessions) 9:30 a.m. - 12:30 p.m. \$230 Members / \$255 Non-members
B41417	Tuesdays, October 31 - December 19 (8 sessions) 9:30 a.m. - 12:30 p.m. \$230 Members / \$255 Non-members



Student work from one of Michèle Coppin’s painting classes

PASTEL LANDSCAPE
Cynthia Kath
Skill level: AB, I, AD

The focus of this class is to understand pastels and help you find, trust and enrich your own artistic voice through this wonderful medium. Study the techniques of master artists to learn how value, composition, style and color turn into great works of art. Discover the luminosity of this pure pigment and capture the spirit of pastels. Request a materials list from the Registrar.

Enrollment limited to 11; ages 16 and up

A47517	Tuesdays, September 5 - October 24 (6 sessions) 9:30 a.m. - 12:30 p.m. No class on September 12, October 10 \$172 Members / \$191 Non-members
B47517	Tuesdays, October 31 - December 19 (8 sessions) 9:30 a.m. - 12:30 p.m. \$230 Members / \$255 Non-members

**BEGINNING/INTERMEDIATE
PAINTING STUDIO**
Dorothy Odland
Skill level: B, AB, I

Learn the basics or brush up on rusty skills. Work in oil, acrylic or watercolor to explore color and personal style. Work at your own pace with individual instruction in this open studio format class. Bring paints, brushes and painting surface to the first class.

Enrollment limited to 16; ages 16 and up

A41517	Tuesdays, September 5 - October 24 (8 sessions) 1 - 4 p.m. \$230 Members / \$255 Non-members
B41517	Tuesdays, October 31 - December 19 (8 sessions) 1 - 4 p.m. \$230 Members / \$255 Non-members

**FLOWER PAINTING
IN FRENCH**
Michèle Coppin
Skill level: ALL

Come relax and paint flowers surrounded by colorful blooms and a French ambiance. Listen to French music and enjoy the color (des couleurs) and fragrance of fresh cut flowers (les fleurs) while capturing their beauty in art. Speak in French or learn a few French words to add to the atmosphere. Bring your paint or pastel materials. Beginners, request a material list from the Registrar.

Enrollment limited to 12; ages 18 and up

A44717	Tuesdays, September 5 - 26 (4 sessions) 1:30 - 4:30 p.m. \$114 Members / \$127 Non-members
--------	--

**ALL LEVELS
PAINTING STUDIO**
Dorothy Odland
Skill level: ALL

Enjoy a relaxed painting atmosphere in this evening studio format class. Learn basics or brush up on rusty skills. Work in oil, acrylic or watercolor to explore color and personal style. Work at your own pace with individual instruction. Bring paints, brushes and painting surface to the first class.

Enrollment limited to 16; ages 16 and up

A41617	Tuesdays, September 5 - October 24 (8 sessions) 6:30 - 9:30 p.m. \$230 Members / \$255 Non-members
B41617	Tuesdays, October 31 - December 19 (8 sessions) 6:30 - 9:30 p.m. \$230 Members / \$255 Non-members

VISUAL EXPLORATIONS
Holly Nelson
Skill level: AB, I, AD

Enjoy an exploration into the visual language of art using the medium of your choice (pencils, charcoal, pastels, ink, watercolor, acrylic or oil paint). This class will challenge you to investigate your experiences, senses, and surroundings and make art from a fresh perspective. Each week, you will be guided through a series of exploratory exercises that will excite your imagination and help you develop work that is authentic and meaningful to you. Prerequisite: Any beginning level class or experience in your medium. Bring your usual art making supplies to the first class.

Enrollment limited to 12; ages 16 and up

A40017	Wednesdays, September 6 - October 25 (7 sessions) 9 a.m. - Noon No class on September 20 \$201 Members / \$223 Non-members
B40017	Wednesdays, November 1 - December 20 (8 sessions) 9 a.m. - Noon \$230 Members / \$255 Non-members

**OIL AND ACRYLIC
TECHNIQUES**
Jerry Calengor
Skill level: AB, I, AD

This class will explore every artist’s dilemma: how subject matter and its selection are the core of a successful piece. Working in oils or acrylics, we will look at how subject matter can be manipulated to enhance the success of a final piece without losing its original perspective. This will be done by looking at the painting within the painting to explore potential patterns and shapes that can contribute to your final interpretation of the subject chosen.

Enrollment limited to 16; ages 16 and up

A40317	Wednesdays, September 6 - October 25 (8 sessions) 12:30 - 3:30 p.m. \$230 Members / \$255 Non-members
--------	---

**PORTRAIT PAINTING
IN OILS**

Audrey Stommes
Skill level: ALL

Create a realistic oil paint portrait from a photograph. No previous skills needed. You'll learn how to transfer the photo to a canvas, understand value, mix skin tone, apply hair textures and create a proportional likeness in this relaxed class. More experienced students will be guided based on their needs. The instructor will email you a week before class to gather students' photos. Request a materials list from the Registrar.

Enrollment limited to 12; ages 16 and up

A46317 Thursdays, September 7 - October 26
(7 sessions) 9 a.m. - Noon
No class on October 5
\$201 Members / \$223 Non-members

**LANDSCAPE
AND NATURE PAINTING**

Michele Combs
Skill level: AB, I, AD

Paint something you love and focus on achieving its essence. Capture a moment: the glow of an evening sunset, fog lifting over a river, children running through the grasses, or a sunlit flower. The instructor will help you develop and strengthen your skills in composition, value, color, and general artistry. Work at your own pace with individualized instruction. Bring your oil or acrylic paints and painting surface to the first class.

Enrollment limited to 12; ages 16 and up

B48117 Thursdays, Nov. 2 - Dec. 21
(7 sessions) 9:30 a.m. - 12:30 p.m.
No class on November 23
\$201 Members / \$223 Non-members

**DRAW AND PAINT
FROM PHOTOS**

Tracie Thompson
Skill level: ALL

Artistically reproduce your favorite photos and turn them into beautiful drawings and paintings using the medium of your choice. You will learn how to transfer images onto a canvas and how to think about the overall composition including editing and adding elements that will improve the final piece. Lots of demonstrations and time to work on your art. Request a materials list from the Registrar. Bring five photos to the first class. Students interested in pet portraits are encouraged to join.

Enrollment limited to 11; ages 16 and up

A41017 Thursdays, September 7 - October 26
(8 sessions) 1 - 4 p.m.
\$230 Members / \$255 Non-members

B41017 Thursdays, November 2 - December 7
(5 sessions) 1 - 4 p.m.
No class on November 23
\$143 Members / \$159 Non-members

**BEGINNING IN OILS
[CORE CLASS]**

Tracie Thompson
Skill level: B, AB

Oil paints are much friendlier than most people imagine. This relaxed, fun class will help you get started as you explore different brushes and the effects they create, basic color mixing (and how to buy paints with confidence), solvents and mediums and how to clean up. You'll work from still life and photos and learn about choosing subject matter, the basics of composition and how to create three dimensional depth. Several demos on how to use contrast to create lively compositions. Request a materials list from the Registrar.

Enrollment limited to 12; ages 16 and up

A46617 Thursdays, September 7 - October 26
(8 sessions) 6:30 - 8:30 p.m.
\$153 Members / \$170 Non-members

B46617 Thursdays, November 2 - December 7
(5 sessions) 6:30 - 8:30 p.m.
No class on November 23
\$95 Members / \$106 Non-members

**OIL VS. ACRYLIC
EXPLORATION**

Audrey Stommes
Skill level: B, AB

Curious about the differences between working in acrylic versus oil paint? Try this four week class that lets you explore both mediums with materials included. You will work on two pieces, one in each medium, and learn first-hand about the pros and cons of both. A great opportunity for new students who want to try painting before investing in paints.

Enrollment limited to 12; ages 16 and up

A43717 Fridays, September 8 - 29
(4 sessions) 9:30 a.m. - 12:30 p.m.
\$134 Members / \$147 Non-members

**SAMPLER SATURDAY:
PAINTING**

Skill level: ALL

Wondering if you'd enjoy a painting class? Explore painting techniques and learn fundamentals through clever exercises with acrylics to gain a feel for the medium and increase confidence and skill in a fun two hour event. All materials provided.

Enrollment limited to 13;
ages 16 and up

AS45PM17 Saturday, October 14
(1 session)
1:30 - 3:30 p.m.
\$23 Members /
\$25 Non-members



PAINTING
 (Watercolors)

**WATERSCAPES
IN WATERCOLOR**

Catherine Hearingd
Skill level: I, AD

Water is one of the most difficult things to paint, but endlessly fascinating. Focusing on still water, moving water and wave patterns, you will learn a three step process to reduce a landscape to basic shapes and values, leaving out unnecessary detail and creating a unified and dynamic painting. Elements of basic landscape design, palette selection, paint application and expressive color will be explored as well as techniques to loosen up your watercolor style. Experience with watercolor required. Request a materials list from the Registrar.

Enrollment limited to 12; ages 16 and up

A43617 Mondays, October 2 - 23
(4 sessions) 9 a.m. - Noon
\$114 Members / \$127 Non-members

**COLOR CONFIDENCE
WATERCOLOR**

Catherine Hearingd
Skill level: ALL

Learn to mix clean, vibrant color without fear or hesitation in this confidence building watercolor class. Explore concepts of color value, intensity and temperature and practice color mixing and application. We'll move beyond basic color theory and explore structured color schemes, strengthening color knowledge. You will learn strategies to paint for greater visual impact. We'll focus on quick color sketch exercises to understand concepts rather than completed paintings. Request a materials list from the Registrar.

Enrollment limited to 12; ages 16 and up

B42717 Mondays, October 30 - December 18
(8 sessions) 9 a.m. - Noon
\$230 Members / \$255 Non-members

**COLOR BY DESIGN
WATERCOLOR**

Catherine Hearingd
Skill level: I, AD

Boldly continue your exploration of color in this next step class from *Color Confidence*. In this advanced color theory class, you will use your knowledge about paints, paper and application to paint without restriction and express a personal vision through your choice of color and design. **Prerequisite:** *Color Confidence*. Request a materials list from the Registrar.

Enrollment limited to 12; ages 16 and up

B47117 Mondays, October 30 - December 18
(8 sessions) 12:30 - 3:30 p.m.
\$230 Members / \$255 Non-members

**COMPOSITION CONFIDENCE
FOR WATERCOLOR**

Catherine Hearingd
Skill level: ALL

Learn strategies to create stronger, more dynamic paintings. Exercises will encourage experimentation with elements of composition, including value, color, negative space, line, rhythm, balance and movement. You will learn techniques for thinking about the overall structure and organization of your paintings. The focus will be on exploring solutions to compositional problems rather than completing work. Request a materials list from the Registrar.

Enrollment limited to 12; ages 16 and up

A49617 Mondays, October 2 - 23
(4 sessions) 12:30 - 3:30 p.m.
\$114 Members / \$127 Non-members

**WINTER LANDSCAPES
(AND SNOW!)**

Suz Galloway
Skill level: AB, I



This class will focus on winter landscapes with exercises and demonstrations using various watercolor techniques. This is a great class for *Continuing Watercolor I* and *II* students to brush up on saving the whites on your paper. You will complete at least one small painting each week. Bring enthusiasm and your regular watercolor supplies including a sturdy board for painting, 140 lb. cold press paper, paints, brushes and paper towels. Additional supplies will be discussed at the first class.

Enrollment limited to 12; ages 16 and up

B44417 Tuesdays, November 14 - December 12
(5 sessions) 9:30 a.m. - 12:30 p.m.
\$143 Members / \$159 Non-members

**WATERCOLOR FROM THE
BEGINNING [CORE CLASS]**

Suz Galloway
Skill level: B

Learn the unique techniques of watercolor in this class designed for the first time watercolor artist and those wishing for a basic refresher course. You will be introduced to watercolor materials, methods and color mixing. Each class will begin with a new topic and demonstration, followed by a project designed to reinforce the presented skills. This will be a fun, hands on class that will hook you on the art of watercolor. Some materials provided. Request a materials list from the Registrar.

Enrollment limited to 12; ages 16 and up

B42117 Tuesdays, November 14 - December 12
(5 sessions) 1 - 4 p.m.
\$168 Members / \$184 Non-members

WATERCOLOR I: WORKING FROM PHOTOS
Sonja Hutchinson
Skill level: AB, I



This class is for advanced beginner watercolor artists who want to start working on their own subject matter using photographic reference materials. You'll learn compositional design and develop a point of view for each piece. You will practice simplifying visual elements and value planning to help achieve your vision. Students will receive individual coaching and work at their own pace while applying their core watercolor skills to new works.

Enrollment limited to 12; ages 16 and up

- A42517 Wednesdays, September 6 - October 25
(7 sessions) 9 a.m. - Noon
No class on October 18
\$201 Members / \$223 Non-members
- B42517 Wednesdays, Nov. 1 - Dec. 20
(8 sessions) 9 a.m. - Noon
\$230 Members / \$255 Non-members

CONTEMPORARY BOTANICALS II
Suz Galloway
Skill level: I AD

This class is designed for intermediate to advanced watercolor painters to pursue individual projects in the American style of botanical painting. Each student will select a botanical subject and develop their painting process through plant selection, process drawings, composition and color and value development with guidance from the instructor. The instructor will introduce painting methods, techniques, design and current literature as needed. Bring your watercolor supplies and hot pressed paper. **Prerequisite:** Some watercolor painting experience or *Contemporary Botanicals I* (page 10).

Enrollment limited to 14; ages 16 and up

- A45117 Wednesdays, September 6 - October 18
(7 sessions) 9:30 a.m. - 12:30 p.m.
\$201 Members / \$223 Non-members
- B45117 Wednesdays, Nov. 15 - Dec. 13
(5 sessions) 9:30 a.m. - 12:30 p.m.
\$143 Members / \$159 Non-members



ADVANCED BEGINNER WATERCOLOR TECHNIQUES
Sonja Hutchinson
Skill level: AB



Improve your basic skills and enhance your creative expression in watercolor. This class will focus on useful skills such as glazing, managing lost and found edges, negative painting, adding textures and lively brushwork. Each class will include demonstrations and painting practice with supplied subject matter. Bring regular watercolor supplies. A materials list is available from the Registrar if needed. **Prerequisite:** any beginning level watercolor class.

Enrollment limited to 12; ages 16 and up

- B43317 Wednesdays, November 1 - 22
(4 sessions) 12:30 - 3:30 p.m.
\$114 Members / \$127 Non-members

GESTURE AND MOOD IN WATERCOLOR
Sonja Hutchinson
Skill level: AB, I, AD

Make a splash as you explore how to loosen up to add movement and spontaneity to your watercolor paintings. This is a chance for you to relax, experiment and enliven your paintings with bold brushstrokes, color and form. Each session will include demonstrations and painting practice with supplied subject matter. Bring your regular watercolor supplies. A materials list is available from the Registrar if needed.

Enrollment limited to 12; ages 16 and up

- B42317 Wednesdays, Nov. 29 - Dec. 20
(4 sessions) 12:30 - 3:30 p.m.
\$114 Members / \$127 Non-members



Artist-Instructor Suz Galloway's
Oh, Christmas Tree



Artist-Instructor Sonja Hutchinson's *Moonlight*

CONTINUING WATERCOLOR II
Suz Galloway/Catherine Hearing
Skill level: I

Continue developing skills and personal expression in a course that encourages exploration while increasing familiarity with watercolor techniques through instructor demonstration. General emphasis will be on individual confidence and growth. Bring supplies to the first class. **Prerequisite:** *Continuing Watercolor I*, or equivalent, or instructor's permission.

Enrollment limited to 15; ages 16 and up

- A42617 Thursdays, September 7 - October 26
Suz Galloway
(8 sessions) 1 - 4 p.m.
\$230 Members / \$255 Non-members
- B42617 Thursdays, November 2 - December 21
Catherine Hearing
(7 sessions) 1 - 4 p.m.
No class on November 23
\$201 Members / \$223 Non-members

> See also *Watercolor Cityscapes: Day and Night* on page 18 and *Fast and Fun Watercolor Portraits, Illustrative Mapping and Sunrises and Sunsets* on page 19

CONTINUING WATERCOLOR III
Suz Galloway/Catherine Hearing
Skill level: I, AD

In this intermediate to advanced studio format class, each artist will be working on an individual project. Subject matter may include still life set ups, photographic reference material, imaginative images or abstraction. Individual critiques and instruction will help guide students in their personal artistic journeys. Bring supplies to the first class. **Prerequisite:** *Continuing Watercolor II* or instructor's permission.

Enrollment limited to 15; ages 16 and up

- A42417 Thursdays, September 7 - October 26
Suz Galloway
(8 sessions) 9:30 a.m. - 12:30 p.m.
\$230 Members / \$255 Non-members
- B42417 Thursdays, November 2 - December 21
Catherine Hearing
(7 sessions) 9:30 a.m. - 12:30 p.m.
No class on November 23
\$201 Members / \$223 Non-members

WATERCOLOR UNLEASHED!
Sonja Hutchinson
Skill level: AB, I, AD



Use bold, blended wet techniques to create beautiful florals and atmospheric landscapes. This class will celebrate the fluidity and spontaneity of watercolor. Each session will include demonstrations and expressive painting practice from supplied subject matter. Bring your regular watercolor supplies. A materials list is available from the Registrar if needed.

Enrollment limited to 15; ages 16 and up

- A44217 Thursdays, September 7 - October 5
(5 sessions) 6 - 9 p.m.
\$143 Members / \$159 Non-members



PHOTOGRAPHY

**PHOTOGRAPHY:
COMPOSITION AND DESIGN**
Anne Groton
Skill level: ALL

Develop your photographer’s eye in this class where everything in the photograph is viewed as an active element of design. Learn how to place the objects or subjects you care about in the frame to create robust, intentional photographs. This class will include hands on exercises, in class discussions, the study of our work and the work of other artists, as well as a lot of picture taking. To get the most from this class, know your camera’s settings and be familiar with aperture/depth of field and shutter speed prior to class. Bring your camera, camera cords, a flash drive and your camera’s manual.

- Enrollment limited to 10; ages 16 and up
- A61417

Mondays, September 11 - October 23
(7 sessions) 9:30 a.m. - 12:30 p.m.
\$240 Members / \$267 Non-members
- B61417

Mondays, October 30 - December 18
(8 sessions) 9:30 a.m. - 12:30 p.m.
\$275 Members / \$306 Non-members

**CREATIVE IPHONE
PHOTOGRAPHY**
Eric Mueller
Skill level: B, AB

Learn how to take amazing photos with your iPhone. You’ll learn photography basics such as lighting, composition, and storytelling and discuss the aesthetics of mobile photography. You’ll explore apps for shooting and editing and get great tips for sharing your images on social media platforms. Each week will have shooting assignments that will be reviewed the following week in a positive, open environment. No previous photography experience necessary, but you’ll need an iPhone for shooting, editing and sharing. (Expect to spend an additional \$15 - \$20 for iPhone apps).

- Enrollment limited to 12; ages 16 and up
- B67617

Mondays, October 30 - December 18
(8 sessions) 1 - 3:30 p.m.
\$230 Members / \$255 Non-members

**INTERMEDIATE DIGITAL
PHOTOGRAPHY**
Carl Beihl
Skill level: I, AD

This class provides greater focus on individual work as you continue to gain competency with your digital camera. Shooting assignments will be given each week, and your digital photos will be reviewed in class. Bring a digital camera (with charged or fresh batteries), memory card and your camera’s manual. You will need a home computer that allows you to download images from your camera and save them to a jump drive (USB memory stick) for class viewing.

- Enrollment limited to 10; ages 16 and up
- A61517

Tuesdays, September 5 - October 24
(8 sessions) 9 a.m. - Noon
\$275 Members / \$306 Non-members
- B61517

Tuesdays, October 31 - December 19
(8 sessions) 9 a.m. - Noon
\$275 Members / \$306 Non-members

**ADVANCED BEGINNER
DIGITAL PHOTOGRAPHY**
Alan Shefland
Skill level: AB

This class is designed for the photographer who has taken *Beginning Digital Photography* or acquired beginning level skills elsewhere, and is ready to move ahead but is not quite ready for the *Intermediate Digital Photography* class. If you have not taken *Beginning Digital Photography* at the Art Center, instructor approval is required before registering. Please contact the Registrar for more information.

- Enrollment limited to 10; ages 16 and up
- A66417

Tuesdays, September 5 - October 24
(8 sessions) 1 - 4 p.m.
\$275 Members / \$306 Non-members
- B66417

Tuesdays, October 31 - December 19
(8 sessions) 1 - 4 p.m.
\$275 Members / \$306 Non-members



The photography of Artist-Instructor Carl Beihl

MAKING PHOTOGRAPHS
Carl Beihl
Skill level: I, AD

This class will help serious amateur and professional photographers find more passion in their work by exploring the narrative, aesthetic and emotional aspects of image making, with an emphasis on simplicity and the use of natural light. Through practical demonstrations, field trips, individual portfolio reviews and studying the work of other photographers, we will refine our views on producing work and balancing the various aspects of a busy life.

- Enrollment limited to 10; ages 16 and up
- A61017

Wednesdays, September 6 - October 25
(8 sessions) 9:30 a.m. - 12:30 p.m.
\$275 Members / \$306 Non-members
- B61017

Wednesdays,
November 1 - December 20
(8 sessions) 9:30 a.m. - 12:30 p.m.
\$275 Members / \$306 Non-members

**ABSTRACT DIGITAL
PHOTOGRAPHY**
Carl Beihl
Skill level: ALL

Abstract photography creates mood and/ or feeling without portraying recognizable objects or scenes. In this class, you will experiment with ways to carry photography beyond realism by playing with scale, removing contextual information and photographing through water or other clear materials. You will explore shadow, blurring techniques and exposure times in order to find your own personal expression and design aesthetic. Color, contrast and composition will be examined through weekly assignments and in-class reviews. Bring a digital camera and examples of your work to the first class.

- Enrollment limited to 10; ages 16 and up
- A61117

Wednesdays, September 6 - October 25
(8 sessions) 1 - 4 p.m.
\$275 Members / \$306 Non-members
- B61117

Wednesdays,
November 1 - December 20
(8 sessions) 1 - 4 p.m.
\$275 Members / \$306 Non-members



McKay by Artist-Instructor Alan Shefland

**LIGHTROOM
FUNDAMENTALS**
Alan Shefland
Skill level: B, AB

Learn the basics of Adobe Lightroom, a valuable tool for organizing, editing and sharing your photography. Start by learning how to set up Lightroom, including importing and exporting images. Then explore the seven modules with an emphasis on the Develop module. By the end of the session, you will have the skills to explore the vast potential of Lightroom and make your images come alive. Each student will need to bring a laptop computer running the current operating system for that computer along with Adobe Lightroom CC15 or LR6 installed. Students also need to bring a jump drive with exactly 15 images on it (nothing else, please) for importing and exporting.

- Enrollment limited to 12; ages 16 and up
- A67417

Thursdays, September 7 - October 26
(8 sessions) 9:30 a.m. - 12:30 p.m.
\$275 Members / \$306 Non-members
- B67417

Thursdays, Nov. 2 - Dec. 21
(7 sessions) 9:30 a.m. - 12:30 p.m.
No class on November 23
\$240 Members / \$267 Non-members

**BEGINNING DIGITAL
PHOTOGRAPHY**
Alan Shefland
Skill level: B, AB

This class will take beginning photographers through the fundamentals of digital camera use. Learn basic operating procedures including manual settings, picture resolution, focus and zoom options. You will also learn how to email, print, file and edit your digital images. Please bring your camera and manual to class. Optional, yet highly recommended, class workbook is *Understanding Photography Field Guide* by Bryan Peterson. By the end of the class, you’ll be more excited than ever about photography and have a collection of images that illustrate your technical and creative growth.

- Enrollment limited to 10; ages 16 and up
- A66217

Thursdays, September 7 - October 26
(8 sessions) 1 - 4 p.m.
\$275 Members / \$306 Non-members
- B66217

Thursdays, Nov. 2 - Dec. 21
(7 sessions) 1 - 4 p.m.
No class on November 23
\$240 Members / \$267 Non-members

PRINTMAKING

INTRODUCTION
TO MONOPRINTING
Sam Dahl
Skill level: ALL

Learn the basics of monotype printmaking as you create single print compositions by rolling, painting and wiping ink on sheets of Plexiglass. You will explore subtractive and additive inking techniques, creating images with just a brayer, as well as with brushes and other tools, and adapting “ghost” prints on printed plates to become new compositions. You will leave with a good understanding of the process, some prints on paper and a desire to do more work with monotype. Most materials provided, but request a list of things to bring from the Registrar.

Enrollment limited to 8; ages 16 and up

- A64317

Mondays, September 11 - October 23
(7 sessions) 1 - 4 p.m.
\$270 Members / \$297 Non-members
- B64317

Mondays, November 13 - December 18
(6 sessions) 1 - 4 p.m.
\$236 Members / \$259 Non-members

LINOCUT RELIEF PRINTS
Sam Dahl
Skill level: ALL


Learn to carve, ink and print linoleum plates. You will start by developing a template for your image based on drawings or photographs, which you will then transfer to the linoleum plate to carve. You will learn to ink and print the plates with both a printing press and by hand with a baren to see the difference in print quality. Reductive relief printmaking and multi-layer relief will also be explored. You will leave with a good understanding of the process, some prints on paper and a desire to do more relief printmaking. Request a materials list from the Registrar. Some materials included.

Enrollment limited to 8; ages 16 and up

- A64417

Fridays, September 8 - October 27
(7 sessions) 9:30 a.m. - 12:30 p.m.
No class on October 13
\$260 Members / \$287 Non-members
- B64417

Fridays, November 3 - December 22
(7 sessions) 9:30 a.m. - 12:30 p.m.
No class on November 24
\$260 Members / \$287 Non-members



SOLAR PLATE PRINTING
Sam Dahl
Skill level: ALL

Transform ink drawings and photographs into solar plates which can be inked and printed over and over again. In this class, you will learn an easy, non toxic alternative to traditional intaglio. Using a prepared, light sensitive polymer surface on a steel backing (provided), sun or UV light, and ordinary tap water, you will create etched plates with which you will learn introductory printmaking techniques. All you’ll need is inspiration and a selection of your photos and/or drawings. Most materials provided, but request a list of things to bring from the Registrar.

Enrollment limited to 8; ages 16 and up

- A64217

Fridays, September 8 - October 27
(6 sessions) 1 - 4 p.m.
No class on October 6, 13
\$246 Members / \$269 Non-members
- B64217

Fridays, November 3 - December 22
(7 sessions) 1 - 4 p.m.
No class on November 24
\$280 Members / \$307 Non-members

> See also *Printmaking Sampler: Monotype on page 19 and Solar Plate Intaglio on page 20*



SCULPTURE

TUESDAY EVENING STONE
Frank Picos
Skill level: ALL

Enjoy a relaxed evening class and experience the wonder of carving stone with simple methods easily learned by anyone. The instructor will assist you in the creative process, helping you release the image within your stone. You will be guided in the use of hand tools and gain an understanding of the reductive process. Most tools provided. A block of limestone is provided for first time students. Returning students will purchase their own materials.

Enrollment limited to 10; ages 16 and up

- A82717

Tuesdays, September 5 - October 24
(8 sessions) 6 - 9 p.m.
\$286 Members / \$317 Non-members
- B82717

Tuesdays, October 31 - December 19
(8 sessions) 6 - 9 p.m.
\$286 Members / \$317 Non-members

STONE CARVING
BEGINNING/INTERMEDIATE
Susan Lyman
Skill level: ALL

Discover the magic of stone carving. Starting with hand tools and working small in limestone, beginning students will be introduced to the carving process including basic three dimensional design concepts. Intermediate students will hone their understanding of the reductive process and sculptural design and be introduced to power and pneumatic tools. First time students are provided with a limestone block to carve and all necessary tools. Intermediate students may want to discuss their project with the instructor before purchasing materials. You’ll be surprised by the imagery you’ll unlock within the stone.

Enrollment limited to 18; ages 16 and up

- A82917

Wednesdays, September 6 - October 25
(8 sessions) 12:30 - 3:30 p.m.
\$286 Members / \$317 Non-members
- A83017

Saturdays, September 9 - October 28
(8 sessions) 9:30 a.m. - 12:30 p.m.
\$286 Members / \$317 Non-members
- B82917

Wednesdays,
November 1 - December 20
(8 sessions) 12:30 - 3:30 p.m.
\$286 Members / \$317 Non-members
- B83017

Saturdays, November 4 - December 16
(7 sessions) 9:30 a.m. - 12:30 p.m.
\$251 Members / \$278 Non-members

MAKE THAT THING –
COLD CONNECTIONS
Craig Snyder, Judd Nelson
Skill level: ALL

Explore ways to make sculpture without welding equipment. Each week, you will learn a new way of connecting metals—rivets, bolts, screws, adhesives, cables and swivels, etc. to create assembled sculptures with an eye on both technical and artistic points of view. You’ll enjoy a fun, collaborative atmosphere and dig into a variety of styles and approaches. You’ll get some materials to start but feel free to bring in that pile of odds, ends and metal thingies sitting in your garage and let’s make sculpture.

Enrollment limited to 10; ages 16 and up

- A86917

Thursdays, September 7 - October 26
(8 sessions) 9:30 a.m. - 12:30 p.m.
\$300 Members / \$331 Non-members

> See also *Stone Carving Adventure* multigenerational workshop on page 20



SAMPLER SATURDAY / OCTOBER 14

Do you want to create art but don't know where to begin? Sampler classes offer the opportunity to try an art class and experiment with different mediums. These classes allow you to step into our studios and work with a master artisan. It's a small investment of time and money to find something you love. If you're already an Art Center student, try something new!



CERAMIC SCULPTURE Art Center Faculty Skill level: ALL

Try your hand at making ceramic sculpture in this two hour introduction. You'll see demos and experiment working with clay and handbuilding in this fun sampler event. All materials included.

Enrollment limited to 12; ages 16 and up

AS90AM17 Saturday, October 14
(1 session) 10 a.m. - Noon
\$23 Members /
\$25 Non-members

DRAWING Art Center Faculty Skill level: ALL

Everyone can learn to draw. Here's your chance to explore drawing techniques and learn fundamentals in an enjoyable two hour event. Overcome inhibitions with creative exercises to fill the paper, increase skill and build confidence for a more in depth drawing class. All materials included.

Enrollment limited to 14; ages 16 and up

AS40AM17 Saturday, October 14
(1 session) 10 a.m. - Noon
\$23 Members /
\$25 Non-members

PAINTING Art Center Faculty Skill level: ALL

Wondering if you'd enjoy a painting class? Explore painting techniques and learn fundamentals through exercises with acrylics to gain a feel for the medium and increase confidence and skill in a fun two hour event. All materials provided.

Enrollment limited to 13; ages 16 and up

AS45PM17 Saturday, October 14
(1 session) 1:30 - 3:30 p.m.
\$23 Members /
\$25 Non-members

PRINTMAKING Sam Dahl Skill level: ALL

Curious about printmaking? Try this monotype printmaking sampler. The workshop will start with an instructor demonstration. Then students will try the printmaking process themselves. You'll explore subtractive and additive inking techniques by rolling, painting, or removing ink from Plexiglass and leave with a good understanding of the printmaking process and a desire to do more. Materials included but request a list of things to bring.

Enrollment limited to 8; ages 16 and up

A646W17 Saturday, October 14
(1 session) 9 a.m. - 1 p.m.
\$70 Members /
\$75 Non-members

KIDS ART EXPLORATION Art Center Faculty Skill level: ALL

In this fun sampler class, we will experiment with a variety of artistic media such as drawing, painting, collage or printmaking. Participants will learn basic art techniques and terminology and have many opportunities to explore their own creative processes and interests.

Enrollment limited to 12; ages 6 to 12

AS10PM17 Saturday, October 14
(1 session) 1:30 - 3:30 p.m.
\$23 Members /
\$25 Non-members

*Please notify us if any accommodations are needed to participate in our Sampler day. We welcome new students of all abilities.



See our *ABSTRACT* Curators' Talk and Tour in *Lectures* on page 11 also taking place on 10/14

WORKSHOPS FOR ADULTS

SHOOT YOUR WORK! David Coats Skill level: AB, I, AD



Here it is at last, a two day workshop for artists who want to learn how to photograph their work for submission to juried shows. In this workshop, you will explore ways to put your art in the best light whether you work in paint, clay, metal, stone or fiber, without investing a fortune in equipment. Lighting is the key and that's what we'll spend most of our time talking about. You should be familiar with basic photographic concepts: aperture, shutter speed, focus, depth of field, etc. Students are encouraged to bring examples of their work for demonstration purposes. **Prerequisite:** *Beginning Digital Photography* or equivalent knowledge.

Enrollment limited to 12; ages 16 and up

A635W17 Saturdays, September 9 - 16
(2 sessions) 10 a.m. - 1 p.m.
\$83 Members / \$92 Non-members

B635W17 Mondays, October 30 - November 6
(2 sessions) 1 - 4 p.m.
\$83 Members / \$92 Non-members

BEAD WEAVING ON A LOOM Traudi Bestler Skill level: ALL



Weaving with beads is an easy way to be creative. In this two day workshop, you will weave one or more bracelets to learn the technique and make different closures and clasps. Larger weaving projects will be discussed and demonstrated. You'll also explore Native American and folk art designs for inspiration and learn about home made loom construction and commercially made bead looms. No experience necessary. Materials included.

Enrollment limited to 10; ages 14 and up

A753W17 Fridays, September 15 - 22
(2 sessions) 9 a.m. - Noon
\$79 Members / \$86 Non-members

ILLUSTRATOR'S GUIDE TO PICTURE BOOKS Scott Spinks Skill level: ALL

Learn to transform a written work into the amazing entity known as the picture book. In this workshop, you will learn how to visually create original characters, thumbnails, a color script, dummy book and finished illustrations in picture book format. You will learn about cover art, end pages, layouts, pacing and page turns. The instructor will provide fairytales or fables to illustrate or you may work from a fully developed story of your own. Request a materials list from the Registrar. On Fridays the Art Center Café is open for the half hour break. Bring lunch for Saturday classes.

Enrollment limited to 12; ages 16 and up

A418W17 Fridays, September 15 - 22
(2 sessions) 9:30 a.m. - 4 p.m.
\$138 Members / \$153 Non-members

B418W17 Saturdays, December 2 - 9
(2 sessions) 9:30 a.m. - 4 p.m.
\$138 Members / \$153 Non-members

EARTHENWARE DEMONSTRATION Kristin Pavelka Skill level: ALL



Spend a morning with Kristin Pavelka as she works through her creative process using earthenware clay. Starting on the wheel and ending with glazing, she will walk through pots from start to finish. Demonstration will include using a craft foam support to build the bottom of a wheel thrown pot as well as sgraffito decorative surface. This is a great opportunity to learn about her influences, techniques, and how to apply what is covered to the demonstration of the materials at Minnetonka Center for the Arts.

Enrollment limited to 20; ages 16 and up

A927W17 Saturday, September 16
(1 session) 9 a.m. - Noon
\$41 Members / \$46 Non-members



Horsing Around With Australian Sea Dragons
by Artist Instructor Georgia Kandiko

FEATURE FOCUS: HANDS AND FEET

Audrey Stommes
Skill level: ALL

NEW!

Concentrate on drawing realistic hands and feet in these two Saturday morning workshops. You will look at the contour, shape, angle and shading of hands and feet and explore how to build up graphite layers to create value, tone and texture. Bring an 11x14 inch drawing paper pad, compressed charcoal (hard), 2H pencil, pencil sharpener and white eraser.

Enrollment limited to 12; ages 16 and up

A493W17 HANDS

Saturday, September 16
(1 session) 9 a.m. - Noon
\$34 Members / \$38 Non-members

A495W17 FEET

Saturday, October 21
(1 session) 9 a.m. - Noon
\$34 Members / \$38 Non-members

WATERCOLOR CITYSCAPES: DAY AND NIGHT

Georgia Kandiko
Skill level: AB, I, AD

NEW!

Learn to capture the urban landscape by day and/or night in these fun watercolor workshops. Capture the buildings, streets, hustle and bustle with luminous washes and expressive edges. Instruction will include saving whites and capturing the gestures of people in action. Bring your regular watercolor supplies, Arches 140 lb. cold press paper, and any photo images you would like to use (optional). The instructor will have photo references and some special supplies for you. The Art Center Café is open for the half hour break.


Enrollment limited to 12; ages 16 and up

A476W17 DAY

Monday, September 18
(1 session) 9:30 a.m. - 3:30 p.m.
\$63 Members / \$70 Non-members

A478W17 NIGHT

Monday, September 25
(1 session) 9:30 a.m. - 3:30 p.m.
\$63 Members / \$70 Non-members



The photography of
Artist-Instructor Eric Mueller

WEEKEND JEWELRY WORKSHOPS

Linda Seebauer Hansen
Skill level: ALL

Dream about making jewelry, but don't have enough time? Come explore the basics of beginning jewelry design in one of these project-based two-day workshops. Complete a ring with a stone setting in "Rings," design a cuff bracelet and learn to rivet in "Bracelets" or learn to layer metals and hammer a bail in "Pendants." You'll have fun learning to texture and stamp surfaces, shape, saw, file, use a torch, solder, and polish nonferrous metals. Makes a great holiday gift! The Art Center Café is open for the half-hour break on Friday. Bring lunch for Saturday classes.

Enrollment limited to 10; ages 16 and up

A856W17 RINGS

Friday - Saturday, September 22 - 23
(2 sessions) 9:30 a.m. - 3:30 p.m.
\$192 Members / \$209 Non-members

A858W17 BRACELETS

Friday - Saturday, October 27 - 28
(2 sessions) 9:30 a.m. - 3:30 p.m.
\$192 Members / \$209 Non-members

B859W17 PENDANTS

Friday - Saturday, December 1 - 2
(2 sessions) 9:30 a.m. - 3:30 p.m.
\$192 Members / \$209 Non-members

CREATIVE IPHONE PHOTOGRAPHY BOOTCAMP

Eric Mueller
Skill level: B, AB

Learn how to take amazing photos with your iPhone. On the first day, you will learn photography basics, the specific aesthetics of mobile photography, and how to make images that will attract attention on social media. You'll also find out how to work with different apps for shooting and editing and tips for sharing your images. On the second day, we will review assigned work and learn from each other in a positive, open environment. No previous photography experience required, but you'll need an iPhone for shooting, editing, and sharing. (Expect to spend an additional \$10 - \$15 for iPhone apps.) Bring a lunch for the half hour break.

Enrollment limited to 12; ages 16 and up

A676W17 Saturdays, September 23 - 30

(2 sessions) 9:30 a.m. - 4 p.m.
\$167 Members / \$185 Non-members

JOY OF FELTING

Leslie Granbeck
Skill level: ALL

NEW!

Learn the magic of wet feltmaking with wool fibers and a little soapy water. No knitting or sewing required. Create a colorful table runner inspired by vintage penny rugs and the Russian artist Kandinsky in "Circles Table Runner." Felt a pair of warm, woolly, seamless mittens for the colder days ahead or as a one of a kind holiday gift in "Mittens." Use wool and a variety of natural fibers to sculpt a unique vessel for trinkets, chocolates or to simply brighten up any shelf in "Vases, Vessels and Bowls." Add a warm glow to the holiday season by making pretty felted lanterns in "Luminarias." Some physical stamina needed. Materials included, but bring 2 - 3 hand towels, an old bath towel, apron (recommended), and a plastic bag to carry home wet items. The Art Center Café is open for the half hour break, except for our Saturday class.

Enrollment limited to 10; ages 16 and up

A773W17 CIRCLES TABLE RUNNER

Thursday, September 28
(1 session) 9:30 a.m. - 4 p.m.
\$94 Members / \$101 Non-members

A771W17 MITTENS

Saturday, October 14
(1 session) 9:30 a.m. - 4 p.m.
\$94 Members / \$101 Non-members

B772W17 VASES, VESSELS AND BOWLS

Friday, November 10
(1 session) 9:30 a.m. - 4 p.m.
\$94 Members / \$101 Non-members

B776W17 LUMINARIAS

Friday, December 1
(1 session) 10 a.m. - 3:30 p.m.
\$77 Members / \$84 Non-members

PUNCH NEEDLE EMBROIDERY

Laurie Lausen
Skill level: ALL

NEW!

Learn to "punch needle" embroider a small brooch or ornament using your own design or a provided template. You'll be amazed at the intricacy and texture that can be achieved with this age old fiber art technique. Cameo punch needle and hoop will be available for purchase for \$20 plus tax at the first class, or you may bring your own, or use one of the instructor's. Project materials provided. Bring a lunch for the half hour break. The Art Center Café is open for the half hour break on Friday. Bring lunch for Saturday class.

Enrollment limited to 12; ages 16 and up

A746W17 PUNCH NEEDLE EMBROIDERY

Friday - Saturday, September 29 - 30
(2 sessions) 9:30 a.m. - 3:30 p.m.
\$156 Members / \$170 Non-members

B746W17 PUNCH NEEDLE EMBROIDERY (FOR THE HOLIDAYS!)

Friday - Saturday, November 3 - 4
(2 sessions) 9:30 a.m. - 3:30 p.m.
\$156 Members / \$170 Non-members



The work of Leslie Granbeck

PORCELAIN DEMONSTRATION
Kristin Pavelka
Skill level: ALL



Spend an afternoon with Kristin Pavelka as she works through her creative process using a porcelain clay. The demonstration will include using a handmade textured roulette on a fresh, thrown pot as well as fine line mishima over underglaze. This is a great opportunity to get ideas, learn technical tricks and find out how to apply the demonstration of the materials at the Minnetonka Center for the Arts.

Enrollment limited to 20; ages 16 and up

A929W17 Thursday, October 5
(1 session) 1:30 - 4:30 p.m.
\$41 Members / \$46 Non-members

PRINTMAKING SAMPLER: MONOTYPE
Sam Dahl
Skill level: ALL

Curious about printmaking? Try this monotype printmaking sampler. The workshop will start with an instructor demonstration. Then students will try the printmaking process themselves. You'll explore subtractive and additive inking techniques by rolling, painting, or removing ink from Plexiglass and leave with a good understanding of the printmaking process and a desire to do more. Materials included but request a list of things to bring.

Enrollment limited to 8; ages 16 and up

A646W17 Saturday, October 14
(1 session) 9 a.m. - 1 p.m.
\$70 Members / \$75 Non-members

GLASS MOSAICS
Julie Vogl
Skill level: ALL

Discover the art of making mosaics. Bring your creativity and learn to clip and cut glass and apply grout to your own original design. We will be working with stained glass as the primary material to create two mosaic works of art. Feel free to bring any small treasures (buttons, beads, single earrings, keys, coins) you may want to incorporate into your art (optional). Materials included.

Enrollment limited to 10; ages 16 and up

A969W17 Saturdays, October 21 - 28
(2 sessions) 9:30 a.m. - 1 p.m.
\$122 Members / \$133 Non-members

ALTERED PAPERS AND COLLAGE
Patty Carmody Smith
Skill level: ALL

Transform magazine pages into stunning papers for your mixed media paintings and collages, or as inspirational studies for larger works. You will learn to alter papers with sandpaper and household cleaners and how to enhance them with acrylic paints. We will create some small collages on paper and canvas covered board and discuss adhesives and substrates. Bring an 11 x 14 inch or smaller canvas panel, scissors, an assortment of paint brushes and some National Geographic magazines. All other materials provided. The Art Center Cafè is open for the half hour break.

Enrollment limited to 12; ages 16 and up

A876W17 Friday, October 27
(1 session) 9:30 a.m. - 4 p.m.
\$84 Members / \$91 Non-members

EXCITING BRUSHWORK
Kristin Grevich
Skill level: AB, I, AD



Learn how the brushes you choose and the brushstrokes you use can help create excitement in your work. Starting with an exploration of different brushes and how they are used, you'll learn how variations in angles and amounts of pressure can add texture to your work. In the afternoon, students will practice applying the techniques by painting a provided still life with instructor feedback. Oil paints recommended. Request a materials list from the Registrar. The Art Center Cafè is open for the half hour break.

Enrollment limited to 16; ages 16 and up

B488W17 Wednesday, November 1
(1 session) 9:30 a.m. - 4 p.m.
\$69 Members / \$76 Non-members

ENCAUSTIC PAINTING: WORKING WITH WAX
Jodi Reeb
Skill level: ALL

In this exciting, one day experience you will learn encaustic techniques (molten beeswax painting). A brief history and description of encaustic painting will be shared as well as basic supplies and tools, safety, preparation of supports including application of grounds, fusing techniques and paint application. A variety of techniques will be demonstrated such as wax image transfers, mixing your own paint, creating texture and working with masks and stencils. The majority of time will be spent painting. Previous participants may work on individual projects with instructor guidance. All levels welcome. Materials included.

Enrollment limited to 10; ages 18 and up

B438W17 Friday, November 3
(1 session) 9 a.m. - 3:30 p.m.
\$118 Members / \$127 Non-members

FAST AND FUN WATERCOLOR PORTRAITS
Georgia Kandiko
Skill level: AB, I, AD

What does it take to achieve a person's likeness in watercolor? Come learn about facial proportions and how to capture facial tones, while exploring techniques for getting facial guidelines onto watercolor paper, glazing and managing lost and found edges. The instructor will provide reference photographs for the exercises, but participants may bring personal photographs for their projects. Bring a lunch or eat at the Art Center Cafè during the half hour break. Request a materials list from the Registrar.

Enrollment limited to 12; ages 16 and up

B482W17 Tuesday, November 7
(1 session) 9:30 a.m. - 3:30 p.m.
\$63 Members / \$70 Non-members

USING EDGES, LINES AND PASSAGES
Kristin Grevich
Skill level: AB, I, AD



Learn where to use hard edges, where to loosen the edge and how to create passages from one area of the painting to another. Starting with a projector lesson and demonstrations of the techniques, students will then spend the afternoon applying the skills to painting a provided still life with instructor feedback. Oil paints recommended. Request a materials list from the Registrar. The Art Center Cafè is open for the half hour break.

Enrollment limited to 16; ages 16 and up

B408W17 Wednesday, November 8
(1 session) 9:30 a.m. - 4 p.m.
\$69 Members / \$76 Non-members

MODERN MANDALAS IN COLLAGE
Patty Carmody Smith
Skill level: ALL

Mandalas are an ancient form of creative expression that spiritually represent the universe. Usually geometric in shape, modern mandalas can be objects for contemplation or simply a kaleidoscopic burst of color. In this workshop, you will create a collage mandala of your own design on an 18-inch round wood panel. Collage technique, materials, finishes and embellishments will be discussed and demonstrated. Wood panel, adhesives and acrylic paints will be provided. Request a materials list from the Registrar. The Art Center Cafè is open for the half hour break.

Enrollment limited to 12; ages 16 and up

B876W17 Friday, November 10
(1 session) 9:30 a.m. - 4 p.m.
\$89 Members / \$96 Non-members

ILLUSTRATIVE MAPPING
William Reynolds
Skill level: ALL



Capture a special place, favorite trip or life journey as an illustrated map. A great addition to travel journals, you'll use watercolor or colored pencils to create an engaging composition that portrays a place, pathway or timeline that is meaningful to you. Designs may be literal or abstract, realistic or stylized, detailed or simplified. Previous drawing and/or watercolor experience is recommended but not essential. Request a materials list from the Registrar and come to the first class with a subject matter idea and any reference materials that would be helpful. Bring a lunch for the half hour break.

Enrollment limited to 15; ages 16 and up

A489W17 Saturdays, November 11 - 18
(2 sessions) 9:30 a.m. - 4 p.m.
\$138 Members / \$153 Non-members

SUNRISES AND SUNSETS
Georgia Kandiko
Skill level: AB, I, AD



Play with different paint combinations to create the colorful sky effects that manifest at the beginning and end of the day. You will learn techniques to achieve gradation, harmony, unity and balance in your designs. Bring your regular watercolor supplies and Arches 140 lb. cold press paper. The instructor will have some special workshop supplies for you. The Art Center Cafè is open for the half hour break.

Enrollment limited to 12; ages 16 and up

B484W17 Friday, December 1
(1 session) 9:30 a.m. - 3:30 p.m.
\$63 Members / \$70 Non-members

INKLE LOOM WEAVING
Traudi Bestler
Skill level: ALL

Inkle looms are small, portable looms that allow the weaver to make belts, headbands, bookmarks and other long, narrow pieces. Using Art Center looms, students will learn to set up and weave a small project with a focus on making gifts and holiday decorations. This is a fun learning experience and great introduction to weaving. Bring a lunch for the half hour break.

Enrollment limited to 8; ages 15 and up

B718W17 Saturday, December 2
(1 session) 10 a.m. - 4 p.m.
\$73 Members / \$80 Non-members

SOLAR PLATE INTAGLIO
Sam Dahl
Skill level: ALL

Learn an easy, non toxic alternative to traditional intaglio printmaking. Using a prepared, light sensitive polymer surface on a steel backing (provided), sun or UV light, and ordinary tap water, you will create etched plates with which you will learn introductory printmaking techniques. All you'll need is inspiration and a selection of your photos and/or drawings. Most materials provided, but request a list of things to bring from the Registrar. Bring a lunch for the half hour break.

Enrollment limited to 8; ages 16 and up

B642W17 Saturday, December 2
(1 session) 9:30 a.m. - 4 p.m.
\$108 Members / \$117 Non-members

KUMIHIMO WITH BEADS
Traudi Bestler
Skill level: ALL

Kumihimo is an ancient Japanese technique used to make beautiful cords. With beads added, it is a way to make beautiful bracelets. Learn to braid on a Kumihimo disk, create designs, add beads and make a closure without the need for jewelry findings. Materials included, but students should bring scissors and a tape measure. Bring a lunch for the half hour break.

Enrollment limited to 10; ages 14 and up

B714W17 Saturday, December 9
(1 session) 10 a.m. - 4 p.m.
\$75 Members / \$82 Non-members

WORKSHOPS FOR FAMILIES

TRICK OR TREAT CERAMICS
Krissy Catt
Skill level: ALL

Let the preparations for your Halloween decor begin. You'll create a clay jack o' lantern with a carved design of your choosing. Whether you make your pumpkin's face silly or scary is up to you. Children and adults will practice ceramic handbuilding and surface design techniques together. Because of the bisque and glaze firing process, projects will be ready for pickup three weeks after the class.

Enrollment limited to 16; ages 5 to adult

A056W17 Saturday, September 23
(1 session) 10 a.m. - Noon
\$36 Members / \$39 Non-members

CLAY TREE CENTERPIECE
Krissy Catt
Skill level: ALL

Let's take a snowy trek through an enchanted ceramic forest. You'll design and carve a winter tree perfect for a holiday table. You'll sculpt and carve your tree's branches, bark and fun details like berries or ornaments. Children and adults will practice ceramic handbuilding and surface design techniques together. Because of the bisque and glaze firing process, projects will be ready for pickup three weeks after the class.

Enrollment limited to 16; ages 5 to adult

B059W17 Saturday, November 4
(1 session) 10 a.m. - Noon
\$36 Members / \$39 Non-members

HOLIDAY BOWL PARTY
Krissy Catt
Skill level: ALL



Master basic pinch and coil handbuilding techniques to shape a bowl that's perfect for your holiday snack. Play with new surface design techniques to make interesting lines, textures and patterns. Then attach small figurines, handles, or feet to your bowl to reflect your style. Children and adults create ceramic art together in this hands on workshop. Because of the bisque and glaze firing process, projects will be ready for pickup three weeks after the class.

Enrollment limited to 16; ages 5 to adult

B061W17 Saturday, December 9
(1 session) 10 a.m. - Noon
\$36 Members / \$39 Non-members



MULTIGENERATIONAL WORKSHOPS

GORGEOUS GLASS
Diane Petron / Skill level: ALL

In these multigenerational workshops, learn the basics of glass fusing and then apply your newfound glass skills in the mosaic or ornament workshop. The mosaic class is a grout free technique, since we are fusing glass in the kiln. Take one or more workshops. Completed projects will be ready for pickup in 2 to 3 weeks after being fired in a kiln by the instructor.

Enrollment limited to 12; ages 10 to adult

A053W17	MOSAICS Saturday, September 16 (1 session) 1 - 3:30 p.m. \$50 Members / \$54 Non-members	B052W17	FALL ORNAMENTS Saturday, November 18 (1 session) 1 - 3:30 p.m. \$50 Members / \$54 Non-members
----------------	--	----------------	--

B054W17 **HOLIDAY ORNAMENTS**
Saturday, December 2
(1 session) 1 - 3:30 p.m.
\$50 Members / \$54 Non-members

STONE CARVING ADVENTURE
Frank Picos / Skill Level: ALL

In this multigenerational workshop, learn the technique of a stone sculptor by carving, filing and sanding limestone blocks into artistic images. Projects may include freestanding sculptures, candleholders or bookends. These art pieces will last a lifetime. Must wear closed-toe shoes to class.

Enrollment limited to 10; ages 10 to adult

B15117 **Tuesdays, November 14 - 21**
(2 sessions) 4 p.m. - 6 p.m.
\$64 Members / \$70 Non-members



Krissy Catt's student creating a ceramic totem

CHILDREN AND TEENS

YOUTH DRAWING STUDIO
Dorothy Odland
Skill level: ALL

Learning to draw is learning to see. Young artists are encouraged to follow their natural inclinations sketching still lifes, gallery artwork and/or self portraits with the guidance of a seasoned professional artist. This is an experiential, open studio class that offers 1:1 feedback and encouragement. Bring a 14 x 17 inch sketchbook, 2B drawing pencils and a Pink Pearl eraser to the first class.

Enrollment limited to 16; ages 6 to 10

A47317 Saturdays, September 16 - October 28 (6 sessions) 9:30 - 11 a.m. No class on October 21 \$86 Members / \$95 Non-members

B47317 Saturdays, November 4 - December 9 (5 sessions) 9:30 - 11 a.m. No class on November 25 \$72 Members / \$80 Non-members

PAINTING BASICS: 20TH CENTURY
Virginia Buck
Skill level: ALL

You will take an art history whirlwind tour through 20th Century Europe and America to study three famous art movements: Expressionism, Surrealism and Pop Art. You will explore the color, brushwork and subject matter of famous paintings from each movement, then pick up a brush and create your own painting masterpieces. Let's expressively paint in vivid color, dream and imagine new worlds, and celebrate everyday popular culture together. Class will use water-based paints like acrylics and watercolors.

Enrollment limited to 16; ages 6 to 12

A19717 Saturdays, September 16 - October 28 (6 sessions) 9:30 - 11 a.m. No class on October 21 \$94 Members / \$103 Non-members

COLOR FIELD PAINTING
Virginia Buck
Skill level: ALL



Let's paint, splash and drip color on canvas using Abstract Expressionism, the first American art movement from 1940s New York. Learn how to paint loose and free inspired by Helen Frankenthaler's Mountains and Sea painting of Cape Breton. This will be a big art adventure using paints and a brush to capture the grandeur and power of nature.

Enrollment limited to 16; ages 6 to 12

B197W17 Saturdays, November 4 - 11 (2 sessions) 9:30 - 11 a.m. \$34 Members / \$37 Non-members

FABRIC CONSTRUCTION
Jenny Stice
Skill level: ALL

Get entangled in the exciting world of textiles with a professional fiber instructor. Practice hand and machine sewing skills, assemble a sewing pattern and construct your fashion or quilt design. Design, color, texture and shapes are all considerations in this creative fiber arts class.

Enrollment limited to 16; ages 6 to 12

B037W17 Saturdays, November 4 - 18 (3 sessions) 11:30 a.m. - 1 p.m. \$57 Members / \$63 Non-members

CLAY ELF ON A SHELF
Geneviève Chamberland
Skill level: ALL



Together let's create a playful elf who can sit on a shelf and take part in your holiday festivities. You will sculpt the mischievous facial features of your elf, including their signature pointed ears. Sculpt a hat, hair, and a colorful outfit for your elf's body out of clay. After the kiln firing, you will attach your elf's legs (created by instructor), so they will dangle from a shelf. Because of the bisque and glaze firing process, trays will need to be picked up three weeks after the class.

Enrollment limited to 15; ages 7 to 15

B137W17 Saturday, December 2 (1 session) 9:30 - 11:30 a.m. \$36 Members / \$39 Non-members

WILDLIFE RELIEF PRINTMAKING
Sam Dahl
Skill level: ALL

In this two day workshop, you will study photos and drawings of wildlife animals to inspire the creation of relief prints. You will learn how to carve with techniques to create light, shadow and depth for your animals' fur, scales or feathers. Learn how to ink a relief plate and print on a printing press. Students are welcome to bring their own animal drawings or photos to class.

Enrollment limited to 8; ages 10 to 15

A127W17 Saturdays, September 23 - 30 (2 sessions) 10 a.m. - Noon \$54 Members / \$59 Non-members

CLAY FACE TRAY
Diane Petron
Skill level: ALL



Create a serving tray in the shape of a face using the sgraffito technique. You'll apply a colored slip to your clay surface and then scratch a design through the layers to reveal the clay color underneath. On the first class, you'll roll out slabs, cut and shape your trays, sketch designs and then paint with colored slips. On the second class you will carve your designs through the colored slip and add embellishments. Because of the bisque and glaze firing process, trays will need to be picked up three weeks after the class.

Enrollment limited to 15; ages 10 to 15

A136W17 Saturdays, September 30 - October 7 (2 sessions) 9:30 - 11:30 a.m. \$64 Members / \$70 Non-members

BEESWAX ART COLLAGE
Jenny Stice
Skill level: ALL



Buzz into the world of beeswax. You'll learn mixed-media paper collage techniques using beeswax with fiber with a professional fiber instructor. See how melted beeswax can bond the layers of your mixed-media collage together, and leave with a "sweet" art project.

Enrollment limited to 12; ages 10 to 15

A069W17 Saturday, September 30 (1 session) 1 - 3:30 p.m. \$34 Members / \$37 Non-members

HOLIDAY CLAY
Diane Petron
Skill level: ALL

Create gifts, decorations, and ornaments with a holiday theme. Specific projects will be your choice - make one or make several. First you will design and create your projects, and then learn how to paint, dip or spray your pieces with glaze. Because of the bisque and glaze firing process, projects will need to be picked up three weeks after the class.

Enrollment limited to 15; ages 10 to 15

B136W17 Saturdays, November 4 - 11 (2 sessions) 9:30 - 11:30 a.m. \$64 Members / \$70 Non-members

SOLAR PLATE INTAGLIO PRINTMAKING
Sam Dahl
Skill level: ALL



Transform drawings and photographs into solar plates which can be inked and printed over and over again. In this class you will learn an easy, non toxic alternative to traditional intaglio. You will work with professional printmaking equipment. Students are welcome to bring their own drawings or photos to class.

Enrollment limited to 8; ages 10 to 15

B128W17 Saturdays, December 9 - 16 (2 sessions) 10 a.m. - Noon \$58 Members / \$63 Non-members

TWEEN DRAWING STUDIO
Dorothy Odland
Skill level: ALL

Learning to draw is learning to see. Young artists are encouraged to follow their natural inclinations sketching still lifes, gallery artwork and/or self portraits with the guidance of a seasoned professional artist. This is an experiential, studio style class that offers 1:1 feedback and encouragement. Bring a 14 x 17 inch sketchbook, 2B drawing pencils and a Pink Pearl eraser to the first class.

Enrollment limited to 16; ages 11 to 16

A47717 Saturdays, September 16 - October 28 (6 sessions) 11 a.m. - 1 p.m. No class on October 21 \$114 Members / \$127 Non-members

B47717 Saturdays, November 4 - December 9 (5 sessions) 11 a.m. - 1 p.m. No class on November 25 \$95 Members / \$106 Non-members



SAMPLER SATURDAY: KIDS ART EXPLORATION
Art Center Faculty / Skill level: ALL

In this fun sampler class, we will experiment with a variety of artistic media such as drawing, painting, collage or printmaking. Participants will learn basic art techniques and terminology and have many opportunities to explore their own creative processes and interests.

Enrollment limited to 12; ages 6 to 12

AS10PM17 Saturday, October 14 (1 session) 1:30 - 3:30 p.m. \$23 Members / \$25 Non-members



Fall 2017 Artist-Instructor Bios

Carl Beihl is a practicing artist and photographer and is truly a product of the Minnetonka Center for the Arts and its culture of artist development. Carl began his artist’s journey in the early 1970s, juggling Art Center classes with a business and consulting career. For more than 10 years, he has been a fulltime visual artist with an emphasis in photography, ceramics and painting.

Traudi Bestler trained at the Weavers Guild of Minnesota, the Weaving School and Sievers School of Fiber Arts. She has been a teacher of weaving, dyeing and fiber arts for more than 20 years. Traudi has also been a workshop presenter at the annual Minnesota Weaving Federation and schools and guilds around the country.

Robert Bowman is a ceramics artist with a studio art degree from St. Olaf College. In addition to teaching clay classes since 1997, he is the Exhibits Director and Retail Manager for the Minnetonka Center for the Arts.

Virginia Buck holds an art history degree from Hamline University. Her paintings and drawings have been in several exhibitions, including a drawing at the Minneapolis Institute of Art. Virginia has taught Summer Arts Camp classes at the Art Center for a number of years, providing fundamental techniques and genres within a historical context and perspective.

Jerry Calengor has worked as a gallery owner and studio painter for more than 40 years. His award-winning work has been exhibited throughout the Midwest, including a solo exhibit at the Minneapolis Institute of Art. Jerry has also enjoyed a year painting in Barbizon, France, home of the Impressionists.

Krissy Catt has been building her career in clay, with a focus on handbuilding, for more than two decades, starting with a B.F.A. from the University of Minnesota. Beside her business, Catt Ceramics, Krissy works in the Edina Schools and with senior adults. Her whimsical figures (some more than five feet tall) are on display in the Art Resources Galleries in International Market Square and at the Galleria.

Geneviève Chamberland, a native of Québec, obtained her B.F.A. from the University of Minnesota with an emphasis in ceramics. Her clay journey was vastly influenced by a research project at the iconic porcelain manufacturer Sèvres-Cité de la Céramique in Paris. Juxtaposition of different mediums is exciting to Geneviève as she amplifies materials’ properties to enhance contrasts and create more complex visual conversations.

David Coats is a retired professional photographer whose 20-plus-year career was mostly spent photographing diverse objects for corporate clients. He began taking photography classes at MCFTA in January 2015 as a way to rediscover the joy of photography and plans to continue his photographer’s journey for as long as he can lift a camera.

Michele Combs is a plein air, impressionistic painter who studied classical realism at the Minnesota River School of Fine Art and with nationally recognized artists from throughout the U.S. Now a full-time visual artist, after a career in occupational therapy, Michele has been painting since 1995 and teaching since 2005.

Michèle Coppin relocated to Minnesota from Belgium where she concentrated on painting and creating videos for the city of Brussels about its artistic heritage. With a B.F.A. from Rhode Island School of Design and M.F.A. from the Pratt Institute, Michèle has been an instructor for more than a decade, teaching college courses as well as MCFTA outreach classes for children, teens, and seniors with memory loss.

Samuel Dahl is a practicing artist with nine years of teaching experience. New to Minnesota, he received his M.F.A. in painting and drawing from the University of Texas-Austin and B.A. in studio art and comparative religion from Dartmouth College, where he was the co-winner of the prestigious Perspectives and Design Award in 2002. Experienced and knowledgeable in a variety of printmaking techniques, he is excited to add printmaking to the adult education program.

Suz Galloway has been a teacher for more than 15 years. With a B.A. in studio art and art history from DePauw University, she has also studied at the University of Minnesota, Minneapolis College of Art and Design, and with nationally recognized artists. One of her works, *May Apple*, is included in the Eloise Butler Wildflower Garden Florilegium, a rare and extensive flora documentation that will be preserved for 100 years.

Doug Garder has a B.A. in studio art and English from Southern Illinois University and an M.F.A. in painting from West Virginia University. He has taught at the Art Institutes International Minnesota in Minneapolis since 1999 and at many art center venues, including MCFTA, before that. He has participated in more than 75 juried group and solos exhibitions across the United States.

Karen Graham began blowing glass in 1997. She was later drawn to kiln-formed glass when she discovered Higuchi’s pâte de verre (paste of glass) at the Corning Museum where she attended workshops on fusing and casting glass. Her study of handbuilt pottery in college influences her style and the appeal of architectural lines is a foundation for her work. Her work has been shown at Grand Hand Gallery in St. Paul and in Art-a-Whirl in Minneapolis.

Leslie Granbeck is a feltmaker and instructor living in Minneapolis. Leslie has been sharing her knowledge of fibers and their magical transformation into felt since 2006. She teaches traditional wet felting, nuno felting, needle felting, and her favorite – three-dimensional seamless felting. Her classes are full of color, creativity and adventure. They also include a free workout as feltmaking is a “physical art”. When not teaching, you’ll find Leslie in her home studio working on new fiber projects. Visit www.fiberenvy.net.

Kristin Grevich studied fine art at the University of Minnesota-Mankato before embarking on careers in equestrian disciplines and later real estate. Returning to her love of painting in 2003, she has studied in the U.S., Europe, China and Tibet. She has exhibited widely, received many awards, and was the cover and featured artist in the October 2013 issue of Minnesota Women’s Press. Originally a student (2003 - 2010) of beloved MCFTA instructor Reid Gale, she is excited to return and continue his fun and engaging approach to teaching the impressionist style painting.

Anne Groton is a designer, photographer and never without a creative project. With a B.S. degree in interior design from Colorado State University, Anne’s design skills have benefitted retail giants including Sears, Montgomery Ward and Target. Her photography has been exhibited in juried shows and public galleries and licensed to décor manufacturers and stock image libraries.

Linda Seebauer Hansen holds a M.F.A. in metalsmithing from the University of Wisconsin-Madison and B.A. from the University of Wisconsin-La Crosse. Professionally, she headed the art metals department at the Worcester Center for Crafts in Massachusetts, where she received the Barrett Morgan Award for exemplary leadership and teaching. Linda came to Minnesota in 2007 to direct an education program for the Weavers Guild of Minnesota. In addition, she has taught at Milwaukee Area Technical College, University of Wisconsin-Madison and -Whitewater, and St. Catherine University. She has a studio and teaches at Quench Jewelry Arts, plus travels to regional art centers and international craft schools to teach workshops.

Catherine Hearingd is a self-taught artist with a B.A. in zoology and botany from the University of Montana and more than 30 years of experience in watercolor painting. With a home studio in Lake Elmo, Minnesota, Catherine teaches classes and workshops in basic watercolor technique, color theory and composition and is a signature member and past president of the Minnesota Watercolor Society.

Sonja Hutchinson is a Signature Member and President of the Minnesota Watercolor Society and has been painting in watercolor since 2001. She has studied with many established watercolor artists and has frequently exhibited in juried shows and received honors for her work. Her artwork employs both traditional and non-traditional watercolor techniques. To her, the watercolor medium is simultaneously challenging and enchanting, where spontaneity and intention collide.

Georgia Kandiko is an award-winning artist and instructor. She has attained Signature Status with the Minnesota Watercolor Society and Red River Watercolor Society, frequently displaying and earning honors in their annual shows. Georgia is also an award-winning member of Artists of Minnesota and participates in several national watercolor societies. Her work is featured in public and private collections.

Cynthia Kath, a pastel artist with a B.A. in fine art, is currently working on her Master of Liberal Studies at the University of Minnesota in fine art, architecture and horticulture. She has also studied at Parsons School of Design in Paris, as well as privately with renowned oil and pastel artists. Cynthia teaches at numerous venues, exhibits her work locally and internationally and is very involved with The Village Gallery in Lahaina, Hawaii.

Bonnie Lauber-Westover holds a bachelor’s degree in studio art from the University of Iowa and master’s degree in studio art from Illinois State University. She has taught in the Minneapolis area for 25 years at schools, colleges and art centers. She has exhibited widely, juried many art competitions and been a visiting artist at many art centers and schools. Bonnie enjoys seeing former students who now exhibit, maintain studios, and work as artists!

Laurie Lausen is an avid rug hooker whose fiber journey has taken many paths. She began designing and hooking rugs in the early 1970s while still in school and in the 1980s founded L.J. Fibers, a Minneapolis-based studio, gallery and retail shop now known as the Wooly Red Rug. Laurie has been listed in the Directory of Traditional American Crafts as one of “America’s Best” since 2009. Many national publications have featured her work and published articles she’s written.

Susan Lyman worked as an art director in major advertising agencies and has been involved in the Minnetonka Center for the Arts for more than 15 years. Her sculpture work is primarily figurative and often life-sized. As a teacher she enjoys nurturing her students to develop their stone sculpting skills. Susan holds a B.A. in studio art, with a minor in anthropology from the University of Minnesota.

Kristine MacDonald is a lifelong student of calligraphy, studying with nationally recognized teachers, attending national conferences and as a juried member of the Colleagues of Calligraphy. Kris has demonstrated and taught calligraphy for more than 20 years with the Minnesota Renaissance Festival, Hopkins Community Education and the Minnesota Center for Book Arts.

Ernest Miller, Jr. is a ceramicist and sculptor with extensive experience teaching adults and children. With a B.A. in three-dimensional studio art from Eastern Illinois University, Ernest is an exhibitor and award winner in many juried shows nationally and his work is widely collected.

Eric Mueller is an artist and freelance photographer who has also worked as a filmmaker and producer in the Twin Cities for the past 25 years. With a B.A. from Carleton College and M.A. in Film Production Studies from the University of Iowa, Eric teaches iPhone photography online for iPhonePhotographySchool.com and locally for Independent Filmmaker Project Minnesota (IFP). His work has been exhibited nationally and was featured in a January episode of TPT’s MN Original. He has about 50,000 followers on Instagram.

Holly Nelson is an experienced artist and teacher. Her award-winning drawings and paintings have been exhibited in more than 50 solo and group exhibitions throughout the Midwest. With a B.F.A. from the University of Minnesota, she has taught art in many venues including community art centers, public schools, the Minneapolis Institute of Arts as well as health care settings such as the Hennepin County Medical Center.

Judd Nelson has been creating welded and forged animal sculptures since he was 17 and completed his formal training at the University of Minnesota. He has taught at the Minneapolis Institute of Arts as well as in Native American and public schools around the country. Judd also worked in a number of capacities on Hometown, a National Public Television show.

Dorothy Odland holds both a B.F.A. and M.F.A. from the University of Minnesota. Through her career she has been an exhibitor, award winner, juror and gallery lecturer for 22 years at Walker Art Center. She is also a founding member and mentor with the Women’s Art Resources of Minnesota (the WARM). Her work is found in many corporate and private collections.

Curt Paulsen is retired professor, consultant, therapist and radio program producer. Over time he has made an observation regarding himself: He knows less and less for certain and, therefore, delights in learning from many venues, not least of all books and careful, respectful listening to others.

Kristin Pavelka learned a wide range of ceramics firing techniques working under Dan Anderson at Southern Illinois University. She holds a B.A. in studio arts from Carleton College in Northfield and an M.F.A. from Penn State University where her love for earthenware began. Kristin has significant teaching experience including five years at Hamline University as an adjunct instructor.

Lee Persell is the Ceramics Studio Manager for the Minnetonka Center for the Arts. She exhibits in shows and galleries throughout the Midwest and has taught at the Minnetonka Center for the Arts since 1997.

Diane Petron’s enthusiasm for all things creative began as a youngster. Nearly 20 years ago, she discovered the Minnetonka Center for the Arts and began taking classes in pottery and, later, fused glass. Though her B.A. is in Music Education, Diane has discovered that she enjoys teaching visual art much more than teaching music.

Frank Picos is a Sculpture Studio Assistant, Artist-Instructor and student at the Minnetonka Center for the Arts with a focus on stone carving. He is a member of the Society of Minnesota Sculptors. As a part-time artist with a career in construction, Frank holds an Associate in Applied Science (A.A.S.) degree in construction technology from New York City Community College.

Jodi Reeb has been creating art for more than 25 years. With a B.F.A. from the Minneapolis College of Art and Design, she has been the recipient of numerous awards and her mixed media work has been widely exhibited and may be found in private and corporate collections nationally. A talented teacher, Jodi has taught at the college level and at community art centers.

William Reynolds has worked as a professional illustrator and designer since 1981 producing work for national and international clients and advertising agencies. With a B.F.A. from the Minneapolis College of Art and Design and M.A. in education from St. Catherine University in St. Paul, William taught at the Art Institutes International Minnesota for more than 10 years.

Ellen Richman is a well-recognized contemporary abstract painter. With a B.F.A. from the University of Minnesota, Ellen’s award-winning paintings have been widely exhibited. Her work is found in collections throughout the U.S. and Mexico and is currently represented by Circa Gallery in Minneapolis and Thomas Masters Gallery in Chicago.

Danny Saathoff is a full-time artist and instructor who splits his time between sculptural art and jewelry design, believing that the two art forms directly influence one another. He has been featured on TPT’s *MNOriginal* and participated in the Walker Art Invitational jewelry artist showcase on multiple occasions. He teaches at Carleton College and is the vice president of the newly-formed Minnesota Jewelry Arts Guild.

Alan Shefland began his artist’s journey young, taking photos of his neighborhood and its residents, selling a few to cover costs. He honed his visual skills becoming a Hollywood film editor working on TV commercials, shows and features, including many award-winning shows. After moving to Minnesota, he became a student then Artist-Instructor at the Minnetonka Center for the Arts where he has often exhibited his photography.

Patty Carmody Smith has a degree in art from the University of Wisconsin-River Falls and has shown her fiber and mixed media sculpture regionally since 1995. Patty loves the creative process and the role it plays in living a creative life. She has developed a unique sculptural technique that utilizes lightweight air-drying materials.

Craig Snyder was bitten by the metal bug during a class at MCFTA and has since taken the leap into creating sculptural public art and commissions. His work appears in shows throughout the country. He works mostly with steel, but also mixes in stainless steel, brass, copper, aluminum, stone, ceramic and wood into his sculptures. He has a degree in Ecological Sculpture from Vesper Atelier and enjoys meeting and hanging out with fellow sculptors (new and experienced) whenever he can.

Scott Spinks is professional illustrator and storyboard artist represented by Storybook Arts Incorporated of New York. Scott has been a children’s illustrator since 2006 and has illustrated multiple picture books, including the 2016 re-release of the early-reader classic, *Up, Up and Away*, written by Margaret Hillert. In the fall of 2016, Scott completed work on a 26-episode Amazon Original cartoon series, which aired in June of 2017. Learn more about Scott’s work at www.scottspinks.com.

Jenny Stice graduated from the Minneapolis College of Art and Design with a degree in Sculpture. Due to a split training of Environmental Education and Fiber Arts, Jenny’s artwork often takes shape as her current ecosystem of study. Her main format of creation is crocheting, though she has formal training in sewing and felting. Her artwork is displayed privately in Minnesota and with gallery representation in Lexington, Kentucky.

Audrey Stommess has an M.F.A. in painting and drawing from the University of Nebraska-Lincoln. She has taught there and at University of Wisconsin- Stout and the Lux Center for the Arts in Lincoln, Nebraska. She was an artist-in-residence at the New York Center for the Arts and Media Studies and the Vermont Studio Center. Her work is exhibited nationally, internationally and in solo exhibitions.

Tracie Thompson specializes in oils, murals, animal portraits and mixed-media work that taps into the life beneath the observable surface. With a B.F.A. from the University of South Florida-College of Fine Arts in Tampa, Tracie has exhibited in solo and multi-artist shows around the Twin Cities and in Florida and has experience teaching at community art centers.

Julie Vogl is a mosaic artist who began her work with stained glass in a neighborhood community class and in time made Tiffany-style lamp shades. Her desire for a new art form using glass evolved to mosaics. Working with beautiful colors, texture, beads and shapes, she adds dimensional mementos to create each of her unique designs.

If a class description lists “Art Center Faculty,” it means that as this catalog went to print, an instructor had not yet been assigned. Please check the class description on the website or call the Registrar for more current information.

Registering for Classes

Once you've found the classes or workshops that interest you, reserve your spot by registering and paying as soon as possible, as some fill up quickly. Please register two weeks before class starts.

- Register in the way that is most convenient for you:
- Online at minnetonkaarts.org/classes.*
 - Stop by or call the Registrar at 952.473.7361, x. 160. Make sure to have the class number, title and payment ready. (Registrations made by phone must be paid by credit card.)
 - Complete the Registration Form below and mail it to Minnetonka Center for the Arts, 2240 North Shore Drive, Wayzata, MN 55391.
 - Fax completed registration form to 952.473.7363 or registration@minnetonkaarts.org.

Please note that class spots cannot be held without full payment.

If a class is cancelled due to insufficient enrollment, the Art Center will contact students by phone or email prior to the first class date. Students have the option to transfer into another class or receive a full refund.

If you have any questions, please call the Registrar at 952.473.7361, x. 160.

DISCOUNTS AND TUITION ASSISTANCE

Member Discount

Being a member of the Minnetonka Center for the Arts saves 10 percent on every class and workshop for twelve months. An annual household membership is \$60 and can be purchased at the time of registration immediately applying the discount to that registration.

Early Registration Discount *

Students currently enrolled in a class may earn a one-time \$5 savings on a 4-week course or \$10 savings on a 5-week or longer course, if registrations are made for the subsequent session before the early registration deadline. This discount only applies on registrations for classes in the session immediately following the session in which you are currently enrolled.

New Student Discount *

Non-member students who have never previously taken a class at the Minnetonka Center for the Arts qualify for a 10 percent

discount on their first class. This is a one-time offer on tuition only and does not extend to materials, additional fees, Summer Arts Camp, birthday parties or subsidized classes. It cannot be combined with any other offer.

Tuition Assistance applications are available at the front desk or online at www.minnetonkaarts.org/classes. Applications are due three weeks prior to class start.

*** The Early Registration and New Student Discounts cannot be processed online. To claim these discounts, please register by visiting or calling the front desk at 952.473.7361, x. 160.**

CANCELLATIONS

- The Art Center charges a \$5 administration fee for every registration cancellation or class transfer to cover administrative costs.
- Students canceling one week or more prior to the class start date will receive a 100 percent refund (minus the administration fee).
- Students canceling less than one week prior to the class start will receive a 50 percent refund (minus administration fee).
- If canceling on the day the class starts or later, there is no refund.
- If canceling a workshop registration less than one week prior to the workshop date, there is no refund.
- Transfers must be made more than one week prior to a class start date and are subject to the administration fee.
- Tuition is not prorated for missed classes or for students who register late. Make-up classes are available at the discretion of the instructor.
- Late registrations may be accepted after a class has begun if space is available and with the permission of the instructor.

MATERIALS

Materials fees and model fees not included in tuition must be paid with class registration.

The course description will indicate what materials are needed. If a materials list is not mentioned or provided before the start of class, bring the supplies you have or think you might need. Your instructor will tell you if additional materials are needed.

Photography students should bring their own camera.

Ceramics students supply their own tools and clay (which may be purchased in the Art Center shop). The average materials cost per session for beginners is about \$35. Firing and glazing fees are calculated by dimension and are paid at the front desk.

OPEN STUDIO POLICY

Studio privileges are available during regular building hours only to students who are currently enrolled in (and regularly attending) a class. Please see your instructor or call the Registrar for open studio hours.

CLASS SKILL LEVELS

To help students find classes with the right level of challenge, the classes in this catalog are noted with the following skill levels:

(B) Beginner: Student has no experience with the medium or needs fundamental knowledge of techniques and materials.

(AB) Advanced Beginner: Student needs more instruction or a refresher on fundamental techniques or help solving basic problems with the medium.

(I) Intermediate: Student has already completed several works in this medium and has begun exhibiting. Student is able to solve many problems independently, is developing design and composition skills and wants to try, or is experimenting with, a variety of techniques.

(AD) Advanced: Student is able to work independently and seeks critique from instructor or peers. Student has developed a style and can discuss the concept behind the work and has begun the process of creating a resume and portfolio.

(ALL) All Skill Levels: The class is open to students of all levels.

[CORE CLASS] A fundamental class that may be a good entry into a new medium.

The Art Center recommends that students in all disciplines take a drawing class at some point in their education.

Registration Form

Minnetonka Center for the Arts

Today's Date

Individual or Family Name

Address City/State/Zip

Phone Number Alternate Phone

Emergency Contact (Name, relationship, phone)

Student Email

Class No.	AM PM	Class or Workshop Title	Student Name	D.O.B (<18)	Model/New Student Mat. Fees	Tuition

MEMBERSHIP STATUS

Membership is encouraged but optional

☐ Current Member

☐ Non-member

☐ New Member:

☐ Basic \$60 (\$55 with senior discount)

☐ Sponsor \$250

☐ Friend \$100

☐ Patron \$1,000

☐ New Student

Tell us how you discovered the Art Center?

(please circle one) Word of Mouth • Advertisement • Web Search

Facebook • Yelp • Article • Catalog Mailing • Event or Exhibit

Ridgedale • Drive by • Summer Arts Camp • Other

TUITION SUBTOTAL	
MODEL/NEW STUDENT MATERIAL FEES SUBTOTAL	
(OPTIONAL) MEMBERSHIP	
sub total	
MINUS DISCOUNTS OR SCHOLARSHIPS	
TOTAL	

METHOD OF PAYMENT

☐ Check #

☐ Visa ☐ Mastercard

Account #

Exp. Date

Date into RE (Office use)

REGISTRATION & CLASS FEES

All fees must be paid in full when you register. We cannot reserve space without full payment. You may register by:

Mail:

2240 North Shore Drive

Wayzata, MN 55391

Phone:

952.473.7361, ext. 160

Fax:

952.473.7363

Call 952.473.7361, x. 160



The Minnetonka Center for the Arts is accessible to students with disabilities. If you require special assistance, please let

the Registrar know at 952.473.7361, x. 160, or the Minnesota Relay Service (for the hearing impaired) at 800.627.3529 two weeks prior to class. We will be happy to accommodate your needs.

SCHOLARSHIPS

Tuition assistance is available thanks to contributions to scholarship funds to help make art education available to all children and adults. Please call the Registrar at 952.473.7361, x. 160, for information and an application.

Art Center Hours

September 5, 2017 – June 18, 2018

Monday	9 a.m. - 4 p.m.
Tuesday	9 a.m. - 9:30 p.m.
Wednesday	9 a.m. - 4 p.m.
Thursday	9 a.m. - 9:30 p.m.
Friday	9 a.m. - 4 p.m.
Saturday	9 a.m. - 4 p.m.
Sunday	closed

Art Center Café Hours

Mondays - Fridays 9 a.m. - 1:30 p.m.

The Art Center Café offers fresh baked goods and delicious lunch specials that change weekly. (Sorry, no take out.) To see the current menu, visit the Art Center Café webpage at minnetonkaARTS.org.

The Art Center is closed these dates in the 2017-18 academic year: November 23, December 24 – January 1*, May 28, July 4, and August 27 – September 3*

* Phone lines will be open M-F these weeks, excluding holidays, from 9 a.m. - 4 p.m. to take class registrations. There is no Open Studio when the Art Center is closed.

Weather closings will be posted on KARE, KSTP and WCCO television stations and websites.

Open Studio is a free benefit for currently registered students to continue artwork projects outside of class. Open Studio hours are posted by studio doors or available from the Studio Manager or Registrar.

The Registrar is available during Art Center Hours to help with questions, class registrations, donations, membership and more. To speak with a Registrar, stop by the front desk or call 952.473.7361, x. 160.

OUR MISSION

In the belief that the visual arts are indispensable to a healthy community, it is the mission of the Minnetonka Center for the Arts to provide teaching excellence, quality exhibitions and cultural enrichment for people of all ages, interests and abilities.


Minnetonka Center for the Arts

2240 North Shore Drive
Wayzata, MN 55391-9347

minnetonkaARTS.org
952.473.7361, x. 160

Nonprofit
Organization
U.S. Postage
PAID
Minnetonka
Center for the Arts

This activity is made possible by the voters of Minnesota through a Minnesota State Arts Board Operating Support grant, thanks to a legislative appropriation from the arts and cultural heritage fund.



DIRECTIONS

2240 North Shore Drive, Wayzata 55391-9347 (Enter complete address into GPS for accurate directions)

From the East 394 West to County Road 15 to North Shore Drive. (And from North & South via 494 to 394 West.)

From the West County Road 15 to North Shore Drive or County Road 11 W to County Road 15 to North Shore Drive.

From the North Brown Road to North Shore Drive or County Road 19 to County Road 151/North Shore Drive.

From the South MN41 to MN7 East to Country Road 19 North to County Road 15 to North Shore Drive.



VISUALLY SPEAKING/ F A L L 2 0 1 7

Minnetonka Center for the Arts

Classes / Exhibits / Outreach

**Visual arts education
for all ages, interests and abilities**

Discover art right where you are!
Exhibits / PAGE 2 Classes / PAGES 6 - 21

**Exhibits and opening previews
are free to the public / PAGE 2**



**Everyone is welcome
at the Art Center!**

Ceramic sculpture by Artist-Instructor Krissy Catt.
Artist Spotlight on page 5.