

VISUALLY SPEAKING/

SPRING
2018

Minnetonka Center for the Arts

Classes / Exhibits / Outreach

Visual arts education for all ages, interests and abilities

ESSENTIAL DATES

The Student Show

February 2 – March 1

Opening Preview on February 1, 6 – 8 p.m.

Free and open to the public

Facade: New Work by Elizabeth Coleman

February 2 – March 31

Opening Preview on February 1, 6 – 8 p.m.

Free and open to the public

Spring I Session

February 26 – April 21

Please register by February 17

Early registration discount ends February 3*

Phases of Matter

March 9 – April 5

Closing Reception on April 5, 6 – 8 p.m.

Free and open to the public

Minnesota Watercolor Society Spring

Exhibition: Spring Contrasts

April 14 – May 11

Opening, Juror Talk & Awards on April 13, 6 – 8 p.m.

Free and open to the public

Contemporary Botanicals

April 14 – May 11

Opening Preview on April 13, 6 – 8 p.m.

Free and open to the public

Spring II Session

April 23 – June 16

Please register by April 14

Early registration discount ends March 31*

Members' Juried Show

May 25 – June 22

Opening Preview on May 24, 6 – 8 p.m.

Free and open to the public

2018 Spring Fundraiser

May 31, 7 – 8:30 a.m.

Metropolitan Ballroom & Clubroom

Ticket information TBA

Summer Arts Camp 2018

June 11 – August 24

Registration opens mid-February

* Discount for currently enrolled students to continue their artistic journey into the ensuing session



Jump into Spring and take a course at MCFTA / PAGES 8-21

**Exhibits and opening receptions are free
and open to the public! / PAGE 2**

Interview with Holly Nelson in the Artist's Spotlight / PAGE 5

Class Registration Instructions / PAGE 23

COVER IMAGE: *Freesia/Rabbit*, painting by Holly Nelson. Learn more about the artist in the *Artist Spotlight* on page 5.

Exhibits Update

Making the visual arts available to everyone in the community is the heart of our mission. Our facility is fully accessible, and exhibits and opening previews are free and open to all. Come discover original artwork in the gallery, throughout the building, in the shop and at Ridgedale Center. To purchase artwork at the Art Center, go to the Registrar at the front desk. To purchase artwork at Ridgedale Center, through the Partners in Art program, contact Bob Bowman at bbowman@minnetonkaarts.org or 952.473.7361, x. 170.

THE STUDENT SHOW

February 2 - March 1

Opening Preview on February 1, 6 - 8 p.m.

Bring a potluck dish to share!

Free and open to the public

This show illustrates the creativity, skill and inspiration that unfold in our studios every day. Exhibiting in a professional gallery setting is an important part of the artistic learning process and each year this show reminds us of the power, potential and importance of the visual arts in our lives. Come see what attracts people to our studios and keeps them coming back. It might even help you find the perfect class for you to join for your artistic journey.

FACADE: NEW WORK BY ELIZABETH COLEMAN

February 2 – March 31

Opening Preview on February 1, 6 – 8 p.m.

Showing in the Murphy Room.

Free and open to the public

Sculptures and illuminated windows in transparent porcelain and glass by 2017 Minnesota State Arts Board Initiative Grant recipient Elizabeth Coleman.



Peacock Portal by Elizabeth Coleman

MCFTA MEMBERS' JURIED SHOW

May 25 – June 22

Opening Preview on May 24, 6 - 8 p.m.

Free and open to the public

The Members' Juried Show offers all current members of the Minnetonka Center for the Arts an opportunity to enter their work in a competitive juried gallery exhibition, and presents an overview of the talents and artistic interests of MCFTA members. Best of Show, Second and Third places will be designated, with Honorable Mentions in each major medium.



Stone Voices (Artist book detail) by Bernice Ficek-Swenson

JOHN SALMINEN WORKSHOP: REALISM THROUGH DESIGN

April 9 – 13

(5 classes) 9 a.m. – 4 p.m. with a one-hour lunch break
\$650, fee is due at registration

Join nationally renowned watercolorist John Salminen in a very special workshop presented by MCFTA and the Minnesota Watercolor Society. In this workshop, John will share his approach to painting the urban scene in watercolor. The workshop will include demonstrations, critiques and lots of one-on-one individual help. Whether you've never tried painting cityscapes or are an experienced urban painter, this workshop will be an invaluable opportunity to gain new painting insights. Due to the anticipated demand for this workshop and the limited amount of seats available, we will be holding a lottery on January 26. To enter the MCFTA drawing please email registration@minnetonkaarts.org. You must be a member of MCFTA or the Minnesota Watercolor Society to enter.

PHASES OF MATTER

March 9 – April 5

Closing Reception on April 5, 6 – 8 p.m.,

Artist Talk at 7 p.m.

Free and open to the public

Works by Bernice Ficek-Swenson, Linda Gammell, Ann Ginsburgh Hofkin, Danny Saathoff, and Holly Swift Contemporary interpretations by five artists consider natural phenomena and ideas of transformation. The four classical elements of earth, water, air and fire are represented by two and three-dimensional artworks that explore the physical world with unique use of materials and insights. Viewers are invited to interpret and respond to these works, resonant with spiritual contemplation as well as current environmental issues.



Carrousel De Paris by John Salminen

CONTEMPORARY BOTANICALS

April 14 – May 11

Opening Preview on April 13, 6 - 8 p.m.

Free and open to the public

Concurrent with the Watercolor Society Show, students of MCFTA Artist/Instructor Suzanne Galloway display their latest creations - flowers and foliage rendered with botanical accuracy and artistic sensitivity in a variety of media.

MINNESOTA WATERCOLOR SOCIETY SPRING EXHIBITION: SPRING CONTRASTS

April 14 – May 11

Opening, Juror Talk & Awards on April 13, 6 - 8 p.m.

Some of the Midwest's finest watercolor artists exhibit their work in this event, selected by Juror Leslie Wilson, Walnut Creek, CA. Award selections by John Salminen, Duluth, MN.

CALL FOR ENTRIES

STUDENT SHOW

Entries due: January 23

Any MCFTA student (age 16+) who has been enrolled in a class between January 1 and December 31, 2017, may exhibit. One piece may be entered per class taken, with a maximum of two pieces per student. (Note that the same class taken multiple times with the same instructor counts as one class.) Entries must reflect the medium and the purpose of the class taken. All two- and three-dimensional media, except installation and video, will be considered. Find the complete details for Call for Entries under Exhibits at minnetonkaarts.org.

MCFTA MEMBERS' JURIED SHOW

Intake on May 15, 9 am. – 7 p.m.

Members may submit up to three original artworks. No pre-registration required. Memberships may be initiated or renewed at the time of entry/intake and must be current through the end of the exhibit. Find the complete details for Call for Entries under Exhibits at minnetonkaarts.org.

CONTENTS

1	Essential Dates
2	Exhibits Update
3	Director's Note / Art Center News
4	Thank You Donors / Welcome Members
5	Artist Spotlight: Holly Nelson
6-7	Spring Classes at a Glance
8-21	Spring Class Descriptions
22	Artist-Instructor Bios
23	Registration Details
24	Art Center Hours / Mission / Directions

BOARD OF DIRECTORS *As of 7/26/2017 meeting*

CHAIR	Jim Schwert
VICE CHAIR	Barbara McBurney
SECRETARY	Denise Leskinen
TREASURER	Lance Jeppson
MEMBERS AT LARGE	Cynthia Dyste Mary Larson Susan Lipscomb Terry Savidge Katie Searl
DIRECTOR EMERITUS	Laura H. Miles

ART CENTER STAFF

EXECUTIVE DIRECTOR	Roxanne Heaton, x. 150 rheaton@minnetonkaarts.org
EXHIBITS DIRECTOR & RETAIL MANAGER	Robert Bowman, x. 170 rbowman@minnetonkaarts.org
CHILDREN & YOUTH PROGRAM DIRECTOR	Nicole Buchholz, x. 190 nbuchholz@minnetonkaarts.org
MARKETING & COMMUNICATIONS DIRECTOR	Gregory Collins, x. 120 gcollins@minnetonkaarts.org
ADULT PROGRAM DIRECTOR	Mara Miller, x. 130 mmiller@minnetonkaarts.org
STAFF ACCOUNTANT	Ann Young, x. 180 ayoung@minnetonkaarts.org
CERAMICS STUDIO MANAGER	Lee Persell, x. 140 lpersell@minnetonkaarts.org
KITCHEN STAFF	Chef Melinda Alves, x. 200 malves@minnetonkaarts.org Monica Brown, x. 200 mbrown@minnetonkaarts.org
EXECUTIVE ASSISTANT	Dori Dedon-Mezei, x. 100 ddedon-mezei@minnetonkaarts.org
REGISTRARS	Anicka Schanilec, x. 160 Janet Bunday, x. 160 registration@minnetonkaarts.org
GUEST SERVICES	952.473.7361, x. 160 information@minnetonkaarts.org
VOLUNTEER OPPORTUNITIES	Maryalice Brenk mmbrenk@mchsi.com
WEBSITE	minnetonkaARTS.org
FACEBOOK	facebook.com/artcentered
TWITTER	@Mtkacenter4arts

ABOUT THE COVER

We are pleased to feature the artwork of Artist-Instructor Holly Nelson on this issue's covers. See more in the *Artist Spotlight* on page 5.

Director's Note

Dear Friends,

Thank you for all your support and for being part of our visual arts community this past calendar year! Because of you we ended 2017 with cause for celebration. In a nutshell:

- We are stronger than we have ever been! Record enrollments, full classes with wait lists, a crowded gallery, and limited parking may have caused frustration for some of you and for that, we apologize. Our very talented program directors and instructors strive to deliver the very best in visual arts education experiences and your enthusiastic participation affirms they have accomplished this goal! Hats off and my special thanks to Bob Bowman, Nicole Buchholz and Mara Miller for an absolutely exceptional year of programming!
- The Minnesota State Arts Board awarded an impressive \$67,430 for operations and a second \$49,190 grant for programs for those who live with dementia. These grants affirm our work and help make it possible for thousands of Minnesotans to experience the profound transformative effects of high-quality arts programming.



2018 Spring Fundraiser

Thursday, May 31, 7 - 8:30 a.m.

Metropolitan Ballroom & Clubroom,
Wayzata, MN

The Minnetonka Center for the Arts' Board of Directors warmly invite you to attend our 2018 Spring Fundraiser. Enjoy a delicious hot breakfast surrounded by others who support our mission!



- This year's Arts of the Holidays Show and Sale was another unprecedented success! The artists provided amazing work, well priced and perfect for gifting and the staff and volunteers did an incredible job of creating a magical shopping experience. Congratulations to the artists and my thanks to all of our shoppers! This sale is a great way to support our local artists and give a little something to the Art Center at the same time (60 percent of the sales go directly to our artists).
- Our annual fund contributions continue to arrive at a brisk pace. Many thanks to each of you who have already responded. So far, 38 donors haven given nearly \$30,000 but we need to raise at least \$100,000 by March 1st - an ambitious goal and achievable only with your help! Tax deductible contributions may be made by mail, phone, in person or online. If you are a student, I encourage you, most especially, to consider a gift. The fees you pay for your class only cover two thirds of the cost to deliver it. A gift of that difference will help keep our programs affordable and accessible to the widest possible audience.

All in all, 2017 was a fine year at the Art Center!

I hope you enjoy this issue of Visually Speaking and that you'll celebrate spring by spending some time with us!

Roxanne L. Heaton,
Executive Director

NEW STUDENT DISCOUNT

If you've never taken a class with us before, enjoy a 10 percent savings on your first registration! (Details, p. 23) Call the Registrar at 952.473.7361, x. 160 to claim this benefit! It cannot be processed online.

ARTS OF THE HOLIDAYS 2017 Volunteers

Many, many thanks to the more than 50 wonderful volunteers who made this year's Arts of the Holidays Show & Sale possible. Your generous gift of time is greatly appreciated! For many people, especially those coming to the Art Center for the first time, your kind attention and good service forms their first impression. For all of that, heartfelt thanks from the staff and the Board of Directors!

Emma Anderson / Ginge Anderson / Terry Ankeny / Anne Bendt / Mary Bonner / Maryalice Brenk
Tess Brownfield / Pat Dawson / Marlene Doak / Pam Fetcher / Linda Ferguson / George Foulkes
Pat Foulkes / Devora Goldstein / Debbie Gorstain / Kristina Graber / Bob Grider / Pratibha Gupta
Karen Hill / Sarah Hrusovsky / Karin Jacobs / Lori Jacobson / Barb Jeffries / Pat Johnson
Arlene Kennedy / Mari Lowe / Debbie Luedtke / Susan Lyman / Jon Maakestad / Barbara McBurney
Bobbie McMonagle / Andrea Michaelson / Judy Nelson / Maryjo Newman / Kim Parker / Marcia Paul
Diane Petron / Judy Rodewald / Judy Schmeling / Roxy Soth / Cheri Sueker / Carrie Svendahl
Hilary Toren / Rachel Traynham / Rachel Trockman / Julie Vogl / Louise Wahl / Beth Willis
Donna Winberg / Steve Wood / Kitty Zimba

THANK YOU.

THANK YOU TO ALL WHO MADE MEMBERSHIP, PROJECT, SPONSORSHIP, IN-KIND, CORPORATE, OPERATING AND CAPITAL GIFTS OF \$150 OR MORE BETWEEN SEPTEMBER 1, 2017 – NOVEMBER 30, 2017

\$25,000+

Minnesota State Arts Board

\$5,000 - \$10,000

Ms. Joan Dayton

Judie and Mark Jones

\$2,000 - \$4,999

Dr. Robert G. and Mrs. Sally M. Hauser

Ms. Barbara McBurney

Schwab Charitable / Jean and Dennis Neilson

Charitable Fund / Jean and Dennis Neilson

The S.Bartley Osborn Family Charitable Trust /

Kandi and Bart Osborn

Cornie and Betty Ann Wiens

\$1,000 - \$1,999

1 Anonymous donor

C. Curtis Dunnavan

Gregg and Cythia Dyste

\$500 - \$999

Fidelity Charitable Gift Fund /

Ronning Linc Fund / Lynsey and Mike Wherry

Tom and Michelle Frahm

Global Gift Fund / The Cliff Foundation /

Mr. Clifford L. Otten

Kay and Michael McCarthy

Mrs. Catherine Rashid

The Minneapolis Foundation / Leland T. Lynch

and Terry Saario Fund / Greenrox Partners /

Ms. Terry Saario and Mr. Lee Lynch

Jill and Scott Wine

Judith and Michael Wright

\$150 - \$499

1 Anonymous donor

Mike and Ann Brilley

Luana and Greg Campbell

Ms. Rae A. Carter

Ms. Deborah Day

Mr. Bill Cherne and Ms. Judy Hardebeck

Fidelity Charitable Gift Fund /

Ronning Linc Fund

Fidelity Charitable Gift Fund /

Lunsey and Mike Wherry

Mr. and Mrs. James Howard

Beth and John Jacob

Joe and Georgia Kandiko

Cheryl and Tim Krause

Mary and Scott Larson

Ms. Karen E. McBride-Raffel

Ms. Kathy Ann Mack

Ms. Helen Morrison

Michael and Cynthia Olauson

Ms. Suzanne Olson

Mr. and Mrs. Rodney H. Peterson

Schwab Charitable / Mary and Paul Radunz

Katie and Ken Searl

Mr and Mrs. Bob Stacke

The Crosswols Foundation c/o Chilton Trust /

Ms. Ellie Crosby

Foundation Contributions

Fidelity Charitable Gift Fund /

Ronning Linc Fund / Lynsey and Mike Wherry

Global Gift Fund / The Cliff Foundation /

Mr. Clifford L. Otten

Schwab Charitable / Jean and Dennis Neilson

Charitable Fund / Jean and Dennis Neilson /

Mary and Paul Radunz

The Crosswols Foundation c/o Chilton Trust /

Ms. Ellie Crosby

The Minneapolis Foundation / Leland T. Lynch

and Terry Saario Fund / Greenrox Partners /

Ms. Terry Saario and Mr. Lee Lynch

The S.Bartley Osborn Family Charitable Trust /

Kandi and Bart Osborn

Memorial Contributions

In memory of Beverly Bingham /

Luana and Greg Campbell

In-Kind Contributions

Susan Lyman

Welcome and thank you to all new and renewing members (September 1, 2017 - November 30, 2017)

SPONSOR (\$250 - \$999)

Patricia Fair and Randy Arnold

Mary C. Dolan

Dr. Robert G. and Mrs. Sally M. Hauser

Cornie and Betty Ann Wiens

FRIEND (\$100)

Ms. Lori Kroll • Mr. John Alberg

Ms. Linda Bean • Lani and Peter Carlson

Ms. Trish Gardiner

Mr. and Mrs. Bruce Grussing

Mark and Leslie Haney • Bob and Linda Jodan

Jennifer and Jay Novak • Leann and Mark Sand

Mr. Robert Savage

Mrs. and Mr. Shannon Schulz

Mr. and Mrs. Kent E. Swanson

BASIC (\$55 - \$60)

Ms. Michele Angel • Mr. Gregory L. Anton

Margaret L. Bache-Wiig • Ms. Deborah Barce

Mr. Matthew Batzlaff

Mr. and Mrs. Bruce Bauer

Verilette and Jim Bell • Ms. Jan Bilek

Dr. Cara Black • Mrs. Mary Bonner

Jill and Kevin Bowman-Cashman

John Brand • Ms. Andrea Brosch

Mr. and Mrs. Dan Bujold

Mr. and Mrs. Silvio Bujold-Martinez

Ms. Cynthia Busch • Mr. and Mrs. Jerry Calengor

Ms. Patty Carmody Smith and Mr. Mike Smith

Ms. Rae A. Carter

Mr. Jon Copeland and Ms. Westy Caswell Copeland

Mrs. Maureen Cater • Mrs. Betty Cater

Ms. Elaine Cavanaugh

Marilyn Chazin-Caldie and Patrick Caldie

Guy and Kathryn Childress

Mr. and Mrs. Eric Christianson

Mrs. Claudine Cicut • Mr. Leo Collins

Ms. Michele Combs • Ms. LuAnn Conroy

Mr. David Cooley and Ms. Catherine DeMars

Mrs. Beth Davis • Mrs. Judy DeRoma

Ms. Nima Desai • Ms. Ann M. Dryer

Ms. Sylvia Dudycha • Mr. C. Curtis Dunnavan

Ms. Zoe Eckblad • Raelee and Ron Edgar

Mr. Donald Ehn • Barbara and James Elder

Mr. and Mrs. Gary Ernst • Ms. Elizabeth Franklin

Mr. Steven Getchell • Ms. Devorah Goldstein

Ms. Rebecca Grabski • Ms. Melissa Haroza

Mr. and Mrs. Jim Hautman

Mrs. Maureen Haworth

Roxanne and Bert Heaton

Mrs. Runhong Hibbs • Ms. Mary Hoben

Ms. Penelope Holt • Mr. John Hommes

Ms. Amy Hubbard • Ms. Barbara Hum

Ms. Georgette Jabbour

Irwin and Alexandra Jacobs

Ms. Lori Jacobson • Ms. JeNell Jacobson

Mrs. Martha Jamsa • Ms. Laurie Jaramillo

Kathleen and F.G. Jewett III

Ms. Katherine Johnson • Mrs. Laura S. Johnson

Ms. Nona Johnstone • Mr. and Mrs. Joe Kandiko

Mr. and Mrs. Jim Kieley • Ms. Joan B. Knudtson

Mr. and Mrs. Richard Krier

Ms. Stephanie A. Kroeger • Mary and Jeff Leadholm

Ms. Kerstin Lee • Denise and Bill Leskinen

Ms. Suzanne L’Herault • Ms. Pam Lillich

Ms. Nancy Little • Mrs. Deborah Luedtke

Mr. and Mrs. Jasen Mark • Keiko and John Martin

Sally and James Martineau

Ms. Cindy Mayeron • Ms. Marie McCarthy

Ms. Nancy McCracken • Ms. Bobbie McMonagle

Mr. and Mrs. Paul Meisel

Mr. Bill Merrill and Ellen Ramsey

Mr. David Metzger and Ms. Holly Jepson

Ms. Cheryl Miller and Mr. Kenneth Koester

Mrs. Hetty Mitchell • Mr. and Mrs. Emil Moffa

Ms. Cher Mokri • Mrs. Jeneen Mollidrem

Kathleen Nash and Robert Kinghorn

Jean and Dennis Neilson • Ms. Kathleen Nerud

Candace and Alan Noot • Mrs. Emily Oberg

Mr. Steve Outwater and Mr. Kathryn Outwater

Ms. Terrie Palmer • Mrs. Tammi Pederson

Mrs. Elisa Peltola • Ms. Elizabeth Pepperwolf

Nancy and Rodney Peterson

Ms. Nath Pickering (deceased)

Ms. Catherine Powell • Mrs. Lisa Prosser

Ms. Pam Prosser • Ms. Karen Rathke

Ms. Linda Reber and Mr. Clark Venzke

Ms. Kathleen Reeves • Mr. and Mrs. Neil Riley

Judith and Michael Rodewald

Ms. Georgiana Ruzich • Ms. Sharon Salzl

Ms. Theresa Schimmenti • Ms. Judith Schmeling

Mrs. Sandy Setterholm • Mrs. Kimberly Sipila

Nancy and Thomas Smith • Mr. Richard Sollie

Mr. and Mrs. Daniel Spoden

Ms. Joanne Stommes • Mrs. Cynthia Sutter

Ms. Carrie Svendahl • Mrs. Ellen Sweetman

Ms. Jae Swenson • Ms. Peggy Tang

Dr. Rachel Trockman and Mr. Mitchell Trockman

Mrs. Kate Van Horne • Ms. Vicki VanWiele

Art and Nancy Weeks • Ms. Sandra Werts

Ms. Tatum Whiteford • Ms. Kay Withington

Mrs. Jennifer Yokiel

Membership Benefits

\$60 Basic Household Membership (\$55 for Seniors – age 62+)

- 10 percent discount on classes for all household members
- Invitations to special exhibit openings and events
- Eligibility to enter Members’ Show and exhibits at Ridgedale Center
- Higher commissions on sales of member exhibited art
- \$10 discount on membership at the Walker Art Center
- Discount on workshops at the Madeline Island School of the Arts

\$100 Friend Membership

- All the benefits listed above, plus coupon for free coffee and baked good in the Café

\$250 Sponsor Membership

- All the benefits listed above, plus coupon for a free lunch for two in the Café

\$1000 Patron Membership

- All the benefits listed at left, plus free use of the Henrietta Murphy Room once a year
- Acknowledgement on our Patron’s Plaque

All gifts of \$150 a year or more are acknowledged in the quarterly newsletter and the annual report. All donors of a cumulative total of \$1,000 or more during the year are honored on the Patron’s Plaque in the main lobby.

Walker Art Center members receive a \$5 discount off a Minnetonka Center for the Arts membership. MCFTA members receive a \$10 discount off a Walker Art Center membership.

To join, renew or purchase your membership, call 952.473.7361, x. 160 or go to minnetonkaARTS.org and select MEMBERSHIPS.

ARTIST SPOTLIGHT **Holly Nelson**



Artist-Instructor Holly Nelson

Holly Nelson’s work is unabashedly intimate. During her earlier years of working with expansive landscapes, she was concerned about moving towards a warmer reflection of her personal world because she thought the subject matter would not be taken seriously. Since diving into florals, her pets and other domiciliary subjects, she has been happy to leave that type of thinking behind. Holly states, “Even Delacroix made studies of his cats.”

Her work is private, catching those solitary moments of stillness. “I’ve always enjoyed working with animal imagery and organic round forms[.]” Whether it’s her sketches or paintings using various materials, the mood of her subjects are perfectly captured.

A Minnesota native, she has also traveled and studied extensively throughout the world. After high school, she backpacked through Europe to fulfill her passion for art history by visiting the great museums, cathedrals, and historic sites she learned about in school. “I had always loved to draw and make things as a child. It really wasn’t until I was a student at the University of Minnesota that I took my first real art class” During the late 70’s many of the instructors had been part of the 60’s art movements and as a result their style of teaching art reflected the social and political transformation of the decade.

After taking a class in African art, Holly went on to receive her BA in African Studies. Learning Swahili, she lived in both Tanzania and Nigeria for long periods of time in college. While studying abroad, she decided that she would like to use her training and experience by actively pursuing a career that would offer her the opportunity to work internationally – as a result she chose to go to law school and graduated from Syracuse University. In the following few years she “moved in a tangent that was further and further from the source of my true interests.”

Upon her return to Minnesota she also chose to return to the art studio. Now married and raising a family, she finally decided to pursue a degree in fine arts. It was a long road of evening and weekend classes but she completed the degree she is most proud of.

Her first studio was at the Banfill-Locke Center for the Arts in Fridley. “I had been offered a two year artist residency which included use of my own studio, and a request that I consider offering classes from time to time. This was my first experience of teaching art, and to my surprise I discovered I really loved showing people some of the techniques I had also struggled to learn.”

She found her way to MCFTA after enrolling her children in a pottery class. “While I was waiting for them outside the classroom, I was doing some sketching and the program director walked by. We started a conversation and he ended up asking me if I would ever consider teaching a drawing class. That was how I got started teaching around 1998, in the old building.”



Bela Sleeping by Holly Nelson

After teaching for several years, Holly became the MCFTA Adult Program Director. Before this, she didn’t understand how this side of the center functioned. After leaving her position and returning to teaching she had a better appreciation of the partnership between Artist-Instructors and the administration.

As many of our Artist-Instructors tell us of working with students Holly shares, “[o]ver the years I have had the privilege of working with people who inspire me to rise to the level of their experiences and respond in a thoughtful and considered manner. When I leave the studio after a class, the students remain in my mental orbit. I frequently think of them when I see an image, or an idea pops into my head, that is related to their work or something we discussed in class. Building this kind of relationship with students and their work is one of the most rewarding aspects of teaching to me.”



Grove No. 7 by Holly Nelson


















Kittens/Vase of Honeysuckle by Holly Nelson























Sunset Charlie by Holly Nelson

Spring 2018 Class Schedule

Calligraphy	SPRING I	SPRING II	CLASS TITLE	PAGE	ARTIST-INSTRUCTOR	MON	TUE	WED	THU	FRI	SAT
6:30 PM - 8:30 PM	D52918		Calligraphy: Uncials, Versals, and Filigree 	8	MacDonald		•				
6:30 PM - 8:30 PM		E52618	Continuing Calligraphy 	8	MacDonald		•				
Ceramics	SPRING I	SPRING II	CLASS TITLE	PAGE	ARTIST-INSTRUCTOR	MON	TUE	WED	THU	FRI	SAT
9:30 AM - 12:30 PM	D90318	E90318	Beginning and Continuing with Clay	8	Bowman	•					
9:30 AM - 12:30 PM	D90518	E90518	Pottery in the Making	8	Persell		•				
6:00 PM - 9:00 PM	D90018	E90018	Beginning/Intermediate Pottery	8	Persell		•				
9:30 AM - 12:30 PM	D94118	E94118	Ceramic Sculpture	8	Catt			•			
1:00 PM - 4:00 PM	D94418	E94418	Ceramic Sculpture	8	Catt			•			
9:30 AM - 1:30 PM	D932W18		Electric Kiln Firing and Making a Glaze 	8	Persell			2/28			
9:30 AM - 1:30 PM	D933W18		Electric Kiln Firing and Making a Glaze 	8	Persell			3/2			
6:00 PM - 9:00 PM	D97618	E97618	Clay: Form and Surface	8	Miller				•		
9:30 AM - 12:30 PM	D90618	E90618	Pottery in the Making	8	Persell				•		
12:30 PM - 3:30 PM	D91818	E91818	Stoneware and Porcelain	9	Bowman/Persell						•
9:00 AM - 1:00 PM	D949W18		Cone 10 Gas Kiln Loading and Firing 	9	Persell				3/8		3/3
Drawing	SPRING I	SPRING II	CLASS TITLE	PAGE	ARTIST-INSTRUCTOR	MON	TUE	WED	THU	FRI	SAT
9:00 AM - 12:00 PM	D42218	E42218	Drawing Basics [CORE CLASS]	9	Lauber-Westover	•					
1:00 PM - 4:00 PM	D40518	E40518	Intermediate Drawing Studio	9	Lauber-Westover	•					
6:30 PM - 8:30 PM	D45518	E45518	Figure/Life Drawing	9	Stommes		•				
6:30 PM - 9:00 PM		E52718	Illumination Letterforms	9	Reynolds		•				
6:00 PM - 9:00 PM	D40718		Intro to Illustration 	9	Reynolds				•		
6:00 PM - 9:00 PM		E48918	Illustrative Mapping	9	Reynolds				•		
Fiber Arts	SPRING I	SPRING II	CLASS TITLE	PAGE	ARTIST-INSTRUCTOR	MON	TUE	WED	THU	FRI	SAT
9:30 AM - 12:30 PM	D73018	E73018	Beginning Weaving	10	Bestler	•					
9:30 AM - 12:30 PM	D70018	E70018	Intermediate Weaving	10	Bestler		•				
9:30 AM - 12:30 PM	D70418	E70418	Wednesday Weaving	10	Bestler			•			
1:00 PM - 4:00 PM	D71218	E71218	Folk Art Rug Hooking	10	Lausen			•			
9:30 AM - 12:30 PM	D72018		Saturday Beginning Weaving 	10	Bestler						•
Glass	SPRING I	SPRING II	CLASS TITLE	PAGE	ARTIST-INSTRUCTOR	MON	TUE	WED	THU	FRI	SAT
1:30 PM - 5:00 PM	D98118		Dazzling Fused Glass	10	Graham				•		
Jewelry	SPRING I	SPRING II	CLASS TITLE	PAGE	ARTIST-INSTRUCTOR	MON	TUE	WED	THU	FRI	SAT
9:30 AM - 12:00 PM	D85718	E85718	Intermediate Jewelry Design	11	Saathoff	•					
12:30 PM - 3:00 PM	D83218	E83218	Beginning Silversmithing and Jewelry Design	11	Saathoff	•					
Lecture	SPRING I	SPRING II	CLASS TITLE	PAGE	ARTIST-INSTRUCTOR	MON	TUE	WED	THU	FRI	SAT
12:00 PM - 1:30 PM	D333L18		MCFTA Book Club: April 2018	11	Miller/Paulsen					4/6	
Painting <small>(Acrylics, Oils, Pastel, Mixed Media)</small>	SPRING I	SPRING II	CLASS TITLE	PAGE	ARTIST-INSTRUCTOR	MON	TUE	WED	THU	FRI	SAT
9:30 AM - 12:30 PM	D40618	E40618	Contemporary Abstract Painting	11	Richman	•					
1:00 PM - 4:00 PM		E43018	Impressionist Oil Painting	11	Grevich	•					
9:30 AM - 12:30 PM	D41418	E41418	Intermediate/Advanced Painting Studio	11	Odland		•				
9:30 AM - 12:30 PM	D47518	E47518	Pastel Landscape	11	Kath		•				
1:00 PM - 4:00 PM	D41518	E41518	Beginning/Intermediate Painting Studio	11	Odland		•				
1:00 PM - 4:00 PM	D47418		Creating A Sense of Place 	12	Nelson		•				
1:00 PM - 4:00 PM		E46518	Intro to Painting [CORE CLASS]	12	Nelson		•				
6:30 PM - 9:30 PM	D41618	E41618	All Levels Painting Studio	12	Odland		•				
9:00 AM - 12:00 PM	D46318	E46318	Portrait Painting in Oils	12	Stommes			•			
12:30 PM - 3:30 PM		E40318	Oil and Acrylic Techniques	12	Calengor			•			
9:00 AM - 12:00 PM		E45918	Exploring Mixed Media 	12	Holland				•		
9:30 AM - 12:30 PM	D48118		Landscape and Nature Painting	12	Combs				•		
1:00 PM - 4:00 PM	D41018	E41018	Draw and Paint from Photos	12	Thompson				•		
6:30 PM - 8:30 PM	D46618		Beginning in Oils [CORE CLASS]	12	Thompson				•		
6:30 PM - 8:30 PM		E41318	Continuing in Oils	12	Thompson				•		
9:30 AM - 12:30 PM	D43718		Oil vs. Acrylic Exploration	12	Stommes					•	
9:30 AM - 12:30 PM	D49718	E49718	Contemporary Abstract Painting	12	Richman					•	
9:30 AM - 12:30 PM		E43718	Oil vs. Acrylic Exploration	12	Stommes						•
Painting <small>(Watercolors)</small>	SPRING I	SPRING II	CLASS TITLE	PAGE	ARTIST-INSTRUCTOR	MON	TUE	WED	THU	FRI	SAT
9:00 AM - 12:00 PM	D45218		Trees and Rocks in Watercolor 	13	Hearding	•					
9:00 AM - 12:00 PM		E42918	Watercolor Painting from the Garden 	13	Hearding	•					
12:30 PM - 3:30 PM	D47918		Painting with Negative Space in Watercolor 	13	Hearding	•					
12:30 PM - 3:30 PM		E47918	Adding Figures to Landscapes in Watercolor 	13	Hearding	•					
9:00 AM - 12:00 PM	D45318		Watercolor I: Wet-into-Wet Techniques	13	Hutchinson			•			
9:00 AM - 12:00 PM		E42518	Watercolor I: Working from Photos	13	Hutchinson			•			
9:30 AM - 12:30 PM		E45118	Contemporary Botanicals II	13	Galloway			•			
12:30 PM - 3:30 PM	D42118		Beginning Watercolor [CORE CLASS]	13	Hutchinson			•			
1:00 PM - 4:00 PM		E48018	Contemporary Botanicals I	13	Galloway			•			
9:30 AM - 12:30 PM	D42418	E42418	Continuing Watercolor III	13	Galloway/Hearding				•		
1:00 PM - 4:00 PM	D42618	E42618	Continuing Watercolor II	14	Galloway/Hearding				•		
6:00 PM - 9:00 PM	D423W18		Evening Watercolor: Dramatic Skies 	14	Hutchinson				•		
6:00 PM - 9:00 PM		E42318	Evening Watercolor: Creating Texture	14	Hutchinson				•		
Photography	SPRING I	SPRING II	CLASS TITLE	PAGE	ARTIST-INSTRUCTOR	MON	TUE	WED	THU	FRI	SAT
9:30 AM - 12:30 PM	D61418		Photography: Composition and Design	14	Groton	•					
9:30 AM - 12:30 PM		E67718	Street Photography	14	Coats	•					
1:00 PM - 4:00 PM	D67618		Creative iPhone Photography	14	Mueller	•					
9:00 AM - 12:00 PM	D61518	E61518	Intermediate Digital Photography	14	Beihl		•				
1:00 PM - 4:00 PM	D67418		Lightroom Fundamentals	15	Shefland		•				
1:00 PM - 4:00 PM		E67518	Lightroom Fundamentals II 	15	Shefland		•				
6:00 PM - 9:00 PM	D66318		Beginning Digital Photography	15	Coats		•				
6:00 PM - 9:00 PM		E67818	Advanced Beginner Digital Photography	15	Coats		•				
9:30 AM - 12:30 PM	D61018	E61018	Making Photographs	15	Beihl			•			
1:00 PM - 4:00 PM	D61118	E61118	Abstract Digital Photography	15	Beihl			•			
9:30 AM - 12:30 PM	D66418	E66418	Advanced Beginner Digital Photography	15	Shefland				•		
1:00 PM - 4:00 PM	D66218	E66218	Beginning Digital Photography	15	Shefland				•		

See page 22 for Artist-Instructor bios

Spring 2018 Class Schedule

Printmaking	SPRING I	SPRING II	CLASS TITLE	PAGE	ARTIST-INSTRUCTOR	MON	TUE	WED	THU	FRI	SAT
9:30 AM - 12:30 PM	E65018		Printmaking Techniques	15	Kleinert					•	
Sculpture	SPRING I	SPRING II	CLASS TITLE	PAGE	ARTIST-INSTRUCTOR	MON	TUE	WED	THU	FRI	SAT
1:00 PM - 4:00 PM	D86918		Found Art - Cold Connections	16	Nelson/Snyder		•				
12:30 PM - 3:30 PM	D82918	E82918	Stone Carving Beginning/Intermediate	16	Lyman			•			
9:30 AM - 12:30 PM	D83018	E83018	Stone Carving Beginning/Intermediate	16	Lyman						•
9:30 AM - 12:30 PM		E86918	Found Art - Cold Connections	16	Nelson/Snyder				•		
Workshops for Adults	SPRING I	SPRING II	CLASS TITLE	PAGE	ARTIST-INSTRUCTOR	MON	TUE	WED	THU	FRI	SAT
9:30 AM - 3:30 PM	D482W18		Fun Watercolor Portraits	17	Kandiko						3/3
10:00 AM - 4:00 PM	D735W18		One-Day Introduction to Rug Hooking 	17	Lausen						3/3
9:30 AM - 4:00 PM	D859W18		Art of Pendants	17	Seebauer Hansen				3/8, 3/15		
10:00 AM - 12:00 PM	D319W18		Introduction to Flower Arranging 	17	Persell					3/9	
9:00 AM - 12:00 PM	D470W18		Feature Focus: Mouths	17	Stommes						3/10
9:30 AM - 4:00 PM	D338W18		Visual Art Overlapping 	17	Feinberg						3/10
9:30 AM - 3:30 PM	D434W18		Watercolor Portraits: Focus on Likeness 	17	Kandiko						3/17
9:30 AM - 3:30 PM	D654W18		Small Prints; Big Impressions! 	17	Castro		3/20, 3/27				
9:30 AM - 4:00 PM	D483W18		Painting Cats and Dogs	18	Thompson						3/24
9:00 AM - 3:30 PM	D438W18		Encaustic Painting: Working With Wax	18	Reeb					3/30	
10:00 AM - 3:00 PM	D777W18		Joy of Needle Felting 	18	Granbeck					3/30	
9:30 AM - 4:00 PM	D488W18		Live Model Painting:Telling a Story 	18	Grevich					3/30	3/31
9:30 AM - 12:30 PM	D635W18		Shoot Your Work!	18	Coats						3/31, 4/7
9:00 AM - 12:00 PM	D492W18		Feature Focus: Ears	17	Stommes						4/7
9:30 AM - 4:00 PM	D842W18		Art of Earrings	17	Seebauer Hansen						4/7, 4/14
9:30 AM - 4:00 PM	D412W18		Delve into Mixed Media	17	Holland						4/7
1:00 PM - 4:00 PM	D987W18		Fused Glass Jewelry	18	Petron						4/7
10:00 AM - 3:30 PM	D761W18		Dye Day	18	Bestler				4/12		
9:30 AM - 4:00 PM	D876W18		Altered Papers and Collage	18	Carmody Smith					4/13	
9:30 AM - 3:00 PM	D442W18		Beginning Botanicals	18	Galloway						4/14, 4/21
9:30 AM - 12:30 PM	D448W18-A		Botanical Refresher: Seeing Details 	18	Galloway		4/17				
9:30 AM - 12:30 PM	D448W18-B		Botanical Refresher: Composition 	18	Galloway			4/18			
9:30 AM - 12:30 PM	D448W18-C		Botanical Refresher: Value 	18	Galloway				4/19		
9:30 AM - 4:00 PM	D337W18		Simplifying the Watercolor Process 	17	Evansen						4/21★4/22
9:30 AM - 3:30 PM		E417W18	Easy Watercolor Landscape Techniques 	18	Kandiko	4/23					
9:00 AM - 5:00 PM		E778W18	Joy of Felting: Slippers 	19	Granbeck				4/26		
9:30 AM - 3:30 PM		E486W18	Get Abstract with Watercolors! 	19	Kandiko	4/30					
10:00 AM - 4:00 PM		E735W18	One-Day Introduction to Rug Hooking 	17	Lausen				5/3		
9:30 AM - 4:00 PM		E392W18	Finish It! Oils and Acrylics	19	Thompson					5/4	
9:30 AM - 4:00 PM		E676W18	Creative iPhone Photography Bootcamp	19	Mueller						5/5, 5/12
9:00 AM - 12:30 PM		E491W18	Rescue Painting for Watercolor Artists 	19	Hearding					5/18, 5/25	
9:30 AM - 4:00 PM		E883W18	Bas-Relief Collage with Creative Paperclay 	19	Carmody Smith					6/1	
9:30 AM - 4:00 PM		E495W18	Plein Air Painting 	19	Combs					6/1	6/2
9:30 AM - 4:00 PM		E462W18	Painting Like Monet	19	Coppin						6/2
10:00 AM - 4:00 PM		E779W18	Joy of Felting: Flowers and Vines 	19	Granbeck				6/7		
9:00 AM - 3:30 PM		E436W18	Reflections in Watercolor 	19	Hearding					6/8, 6/15	
9:30 AM - 4:00 PM		E411W18	Portrait Drawing	19	Stommes						6/9
1:00 PM - 4:00 PM		E987W18	Fused Glass Jewelry	18	Petron						6/16
Sampler Saturday	SPRING I	SPRING II	CLASS TITLE	PAGE	ARTIST-INSTRUCTOR	MON	TUE	WED	THU	FRI	SAT
10:00 AM - 12:00 PM	DS90AM18		Sampler Saturday: Ceramics	16	Art Center Faculty						4/14
10:00 AM - 12:00 PM	DS40AM18		Sampler Saturday: Drawing	16	Art Center Faculty						4/14
1:30 PM - 3:30 PM	DS45PM18		Sampler Saturday: Painting	16	Art Center Faculty						4/14
1:30 PM - 3:30 PM	DS10PM18		Sampler Saturday: Kids Art Exploration (Ages 6-12)	16	Art Center Faculty						4/14
Workshops for Families	SPRING I	SPRING II	CLASS TITLE	PAGE	ARTIST-INSTRUCTOR	MON	TUE	WED	THU	FRI	SAT
10:00 AM - 12:00 PM	D071W18		Clay Fairy Garden	20	Catt						3/17
10:00 AM - 12:00 PM		E061W18	Clay Flower Pot	20	Catt						4/28
Multigenerational	SPRING I	SPRING II	CLASS TITLE	PAGE	ARTIST-INSTRUCTOR	MON	TUE	WED	THU	FRI	SAT
4:30 PM - 6:30 PM	D15118	E15118	Stone Carving Adventure	20	Picos		•				
1:00 PM - 3:30 PM	D054W18		Gorgeous Glass Landscape	20	Petron						3/10, 3/24
10:00 AM - 12:00 PM	D058W18		Earth Day Book Arts	20	Stice						4/21
1:00 PM - 3:30 PM		E052W18	Gorgeous Glass Spring Trinkets	20	Petron						5/12
9:30 AM - 12:00 PM		E019W18	Spring Nature Prints	20	Castro						5/12
1:00 PM - 3:30 PM		E053W18	Gorgeous Glass Mosaic	20	Petron						5/19
Children and Teens	SPRING I	SPRING II	CLASS TITLE	PAGE	ARTIST-INSTRUCTOR	MON	TUE	WED	THU	FRI	SAT
9:30 AM - 11:00 AM	D47318	E47318	Youth Drawing Studio (Ages 6-10)	20	Odland						•
11:00 AM - 1:00 PM	D47718	E47718	Tween Drawing Studio (Ages 11-16)	20	Odland						•
9:30 AM - 11:30 AM	D137W18		Bed & Breakfast for Birds (Clay) (Ages 7-15)	21	Chamberland						3/3, 3/10
9:30 AM - 11:00 AM	D19718		Painting Basics (Ages 6-12)	21	Gernbacher						•
11:00 AM - 1:00 PM	D19218		Illustrator Studio (Ages 7-12)	21	Frey						•
9:00 AM - 12:00 PM	D247W18		Photography Fun: Still Life (Ages 13-15)	21	Coats						3/17
1:30 PM - 3:30 PM	D194W18		Mixed-Media Monet (Ages 7-12)	21	Frey						4/7
9:30 AM - 4:00 PM	D24818		iPhone Photography for HS Students (10-12 Grade)	21	Mueller						4/14, 4/21
9:30 AM - 12:00 PM		E127W18	Abstract Relief Prints (Ages 8-15)	21	Castro						4/28
9:30 AM - 11:00 AM		E19718	Painting Basics: 20th Century (Ages 6-12)	21	Buck						•
9:00 AM - 12:00 PM		E247W18	Photography Fun: Portraits (Ages 13-15)	21	Sheffland						5/5
9:30 AM - 11:00 AM		E198W18	Rainbow Bug Art (Ages 5-7)	21	Frey						5/19
11:00 AM - 1:00 PM		E069W18	Spring Mix: Fiber & Paint (Ages 9-13)	21	Stice						6/2

* INDICATES SUNDAY CLASS

In addition to our Spring Sessions I & II series classes, look at our one-day and short-run workshops for adults, families, children and teens in a variety of disciplines. Listings begin on page 17.

CALLIGRAPHY

CALLIGRAPHY: UNCIALS, VERSALS, AND FILIGREE

Kristine MacDonald
Skill level: ALL



Learn to use a broad edged dip pen to write the very round letters of the uncial hand (pronounced un-shul). Then explore the relationship between these pen-made letters and hand drawn versal letters. Finally learn to add a bit of 15th century doodling, or filigree to accent your versals and create a beautiful finished quotation using all three skills combined.

Enrollment limited to 12; ages 16 and up

D52918 Tuesdays, February 27 - April 3
 (6 classes) 6:30 - 8:30 p.m.
 \$137 Members / \$150 Non-members

CONTINUING CALLIGRAPHY

Kristine MacDonald
Skill level: AB, I, AD



You’ve taken a calligraphy class, now what? How do you put it all together to make a finished piece? Get together with other letter lovers to explore writing small, working in color, planning and executing a finished calligraphic work. Bring your calligraphy tools (pointed pen or broad edged pen), ink and practice paper. Prerequisite: any MCFTA calligraphy class or instructor permission.

Enrollment limited to 12; ages 16 and up

E52618 Tuesdays, April 24 - May 15
 (4 classes) 6:30 - 8:30 p.m.
 \$88 Members / \$97 Non-members

CERAMICS

BEGINNING AND CONTINUING WITH CLAY

Robert Bowman
Skill level: ALL

This course combines basic throwing and handbuilding techniques for beginners with more advanced techniques and individualized instruction for continuing students. Demonstrations and discussions will complement the hands-on experiences, and we’ll explore a variety of firing methods for finishing our work.

Enrollment limited to 18; ages 16 and up

D90318 Mondays, February 26 - April 16
 (8 classes) 9:30 a.m. - 12:30 p.m.
 \$281 Members / \$312 Non-members

E90318 Mondays, April 23 - June 11
 (7 classes) 9:30 a.m. - 12:30 p.m.
 No class on May 28
 \$246 Members / \$273 Non-members

POTTERY IN THE MAKING

Lee Persell
Skill level: ALL

This class is for beginners and advanced potters alike. Beginners will be introduced to the potter’s wheel as well as handbuilding. Experienced students will work with the instructor to develop their own projects. High-fire, raku and soda firing will be explored.

Enrollment limited to 18; ages 15 and up

D90518 Tuesdays, February 27 - April 17
 (8 classes) 9:30 a.m. - 12:30 p.m.
 \$281 Members / \$312 Non-members

D90618 Thursdays, March 1 - April 19
 (8 classes) 9:30 a.m. - 12:30 p.m.
 \$281 Members / \$312 Non-members

E90518 Tuesdays, April 24 - June 12
 (8 classes) 9:30 a.m. - 12:30 p.m.
 \$281 Members / \$312 Non-members

E90618 Thursdays, April 26 - June 14
 (8 classes) 9:30 a.m. - 12:30 p.m.
 \$281 Members / \$312 Non-members

BEGINNING/INTERMEDIATE POTTERY

Lee Persell
Skill level: ALL

Beginners receive an introduction to basic throwing techniques and forms, while intermediate students expand their technical abilities and their understanding of ceramic form through demos, discussions and critiques. High-fire, raku and soda firing will be explored.

Enrollment limited to 18; ages 15 and up

D90018 Tuesdays, February 27 - April 17
 (8 classes) 6 - 9 p.m.
 \$281 Members / \$312 Non-members

E90018 Tuesdays, April 24 - June 12
 (8 classes) 6 - 9 p.m.
 \$281 Members / \$312 Non-members

CERAMIC SCULPTURE

Krissy Catt
Skill level: B, AB, I

In this off-the-wheel class, students create a wide variety of projects ranging from figurative work (animals and human) to realistic or abstract forms, to clay totems, and more. You will learn proper interior structure for a sculpture made of clay and have fun with surface design and textures. Come with an idea for a project you want to create, and together we will work to complete it. All levels welcome. Clay and firing fees are additional.

Enrollment limited to 10; ages 16 and up

D94118 Wednesdays, February 28 - April 18
 (7 classes) 9:30 a.m. - 12:30 p.m.
 No class on March 28
 \$246 Members / \$273 Non-members

D94418 Wednesdays, February 28 - April 18
 (7 classes) 1 - 4 p.m.
 No class on March 28
 \$246 Members / \$273 Non-members

E94118 Wednesdays, April 25 - June 6
 (7 classes) 9:30 a.m. - 12:30 p.m.
 \$246 Members / \$273 Non-members

E94418 Wednesdays, April 25 - June 6
 (7 classes) 1 - 4 p.m.
 \$246 Members / \$273 Non-members

ELECTRIC KILN FIRING AND MAKING A GLAZE

Lee Persell
Skill level: I, AD



Learn what happens after you finish your pot! Explore the ins and outs of cleaning, grinding, loading, unloading and programming an electric kiln. You will also learn to make a glaze including the weighing of materials, mixing and using a hydrometer. Safety and handling will be discussed.

Enrollment limited to 4; ages 18 and up

D932W18 Wednesday, February 28
 (1 class) 9:30 a.m. - 1:30 p.m.
 \$57 Members / \$63 Non-members

D933W18 Friday, March 2
 (1 class) 9:30 a.m. - 1:30 p.m.
 \$57 Members / \$63 Non-members

CLAY: FORM AND SURFACE

Ernest Miller
Skill level: ALL

Make your Thursday evenings fun and creative in this relaxed potter’s wheel class. Instructor demonstrations will show you how to create cups, bowls, plates, vases, lidded jars and teapots. Individual attention will help you develop your skills. Some projects include hand construction and altering techniques. This class is designed for students with some experience and ambitious beginners. All tableware is finished in a high-fire kiln for food-safe use at home.

Enrollment limited to 16; ages 14 and up

D97618 Thursdays, March 1 - April 19
 (7 classes) 6 - 9 p.m.
 No class on March 15
 \$246 Members / \$273 Non-members

E97618 Thursdays, April 26 - June 7
 (6 classes) 6 - 9 p.m.
 No class on May 10
 \$211 Members / \$234 Non-members



Artist-Instructor Ernest Miller
at the wheel

Attention new ceramics students:

Bring a towel and wear clothes that can get muddy. Clay and tools are available for purchase at the Art Center. During your first class, your instructor will show you what you need. These materials are not included in the class price unless stated. Firing fees are extra and purchased when needed based on the size of your finished piece(s).

**STONEWARE
AND PORCELAIN**
Lee Persell, Robert Bowman
Skill level: ALL

Beginners learn the basics of working with stoneware or porcelain on the potter’s wheel while intermediate and advanced students expand their skills. Handbuilding projects will be presented. Class includes demos, critiques and an opportunity to try soda and raku firing techniques.

Enrollment limited to 18; ages 16 and up

- D91818

Saturdays, March 3 - April 21
(7 classes) 12:30 - 3:30 p.m.
No class on April 7
\$246 Members / \$273 Non members
- E91818

Saturdays, April 28 - June 16
(7 classes) 12:30 - 3:30 p.m.
No class on May 26
\$246 Members / \$273 Non members

**CONE 10 GAS KILN
LOADING AND FIRING**
Lee Persell
Skill level: I, AD



This hands on class will go through the preparation of shelves and kiln furniture to the loading and unloading of the kiln. The firing process and safety will be discussed. First class and kiln loading is on March 3. Firing will be an all day event (9 a.m. to 9 p.m.) on March 6 and students are encouraged to participate that day as much as they can. Unloading is on March 8 from 1 to 2 p.m.

Enrollment limited to 4; ages 18 and up

- D949W18

Saturday & Thursday, March 3 & 8
(2 classes) Saturday: 9 a.m. - 1 p.m.
& Thursday: 1 - 2 p.m.
\$71 Members / \$79 Non members

SAMPLER SATURDAY: CERAMICS
Art Center Faculty
Skill level: ALL

See if a ceramics class is right for you. Try throwing and/or handbuilding in this two-hour introduction to ceramics. You’ll see demos and try your hand at working with clay in this fun ceramic sampler. All materials included.

Enrollment limited to 12; ages 16 and up

- DS90AM18

Saturday, April 14
(1 class) 10 a.m. - Noon
\$23 Members / \$25 Non-members



DRAWING

**DRAWING BASICS
[CORE CLASS]**
Bonnie Lauber-Westover
Skill level: B, AB

Drawing is a skill that creates the foundation for all two-dimensional art. Specific exercises will teach you to express yourself and capture the world around you. Each week we’ll focus on one approach to seeing and drawing, thereby building a visual vocabulary. You will try various media and approaches, look at successful drawings, have fun and gain confidence in your own work. Great for beginners as well as those who wish to brush up on their skills. Request a materials list from the Registrar.

Enrollment limited to 12; ages 16 and up

- D42218

Mondays, February 26 - April 16
(8 classes) 9 a.m. - Noon
\$234 Members / \$260 Non-members
- E42218

Mondays, April 23 - June 11
(7 classes) 9 a.m. - Noon
No class on May 28
\$204 Members / \$227 Non-members

**INTERMEDIATE
DRAWING STUDIO**
Bonnie Lauber-Westover
Skill level: AB, I, AD

Continue fine-tuning technical and observational skills – adding depth, emotion and movement to create stronger drawings with personal perspective. You will explore different media, a variety of approaches and color techniques to enhance your own artistic vision. Request a materials list from the Registrar.

Enrollment limited to 12; ages 16 and up

- D40518

Mondays, February 26 - April 16
(8 classes) 1 - 4 p.m.
\$234 Members / \$260 Non-members
- E40518

Mondays, April 23 - June 11
(7 classes) 1 - 4 p.m.
No class on May 28
\$204 Members / \$227 Non-members

FIGURE/LIFE DRAWING
Audrey Stommes
Skill level: ALL

Learn to draw the nude human figure from observation in this multi-level class that is transferable to other mediums. Beginners will learn how to draw the human structure, gestures and how to use line weight and shading to develop form. Intermediate students will be shown ways to advance their skills based on their individual needs and interests. There will be fast gesture drawings, short studies and prolonged poses along with lots of demos and exercises. Bring hard compressed charcoal and a pad of 18 x 24-inch newsprint paper to the first class. Model fee included.

Enrollment limited to 12; ages 18 and up

- D45518

Tuesdays, February 27 - April 17
(7 classes) 6:30 - 8:30 p.m.
No class on March 27
\$206 Members / \$221 Non-members
- E45518

Tuesdays, April 24 - June 12
(8 classes) 6:30 - 8:30 p.m.
\$226 Members / \$243 Non-members

**ILLUMINATION
LETTERFORMS**
William Reynolds
Skill level: ALL

Illumination is a highly stylized, decorated letterform often used as the first letter in a storybook or as a monogram. The illustrated embellishment contains imagery and symbolism that creates a visual story enhancing the written words or expressing personality and interests. Using watercolor or colored pencils, you will learn about this artistic tradition and produce your own decorative illumination. Request a materials list from the Registrar.

Enrollment limited to 12; ages 16 and up

- E52718

Tuesdays, May 22 - June 12
(4 classes) 6:30 - 9 p.m.
\$97 Members / \$108 Non-members

INTRO TO ILLUSTRATION
William Reynolds
Skill level: ALL



Learn to bring ideas to life through art. In this class, you will learn about the art of illustration from posters and magazine covers to advertising and graphic design. You will be challenged to express, clarify and illuminate text and ideas as you explore design and illustration concepts. Request a materials list from the Registrar. Drawing experience is highly recommended.

Enrollment limited to 12; ages 16 and up

- D40718

Thursdays, March 1 - April 19
(8 classes) 6 - 9 p.m.
\$234 Members / \$260 Non-members

ILLUSTRATIVE MAPPING
William Reynolds
Skill level: ALL

Create an illustrated map of a special trip, your lake cabin, or a life journey. A great addition to travel journals, you’ll use watercolor or colored pencils to create an engaging composition that portrays a place, pathway or timeline that is meaningful to you. Designs may be literal or abstract, realistic or stylized, detailed or simplified. Previous drawing and/or watercolor experience is recommended but not essential. Request a materials list from the Registrar and come to the first class with a subject matter idea and any reference materials that would be helpful.

Enrollment limited to 12; ages 16 and up

- E48918

Thursdays, April 26 - June 14
(8 classes) 6 - 9 p.m.
\$234 Members / \$260 Non-members

SAMPLER SATURDAY: DRAWING
Art Center Faculty
Skill level: ALL

Everyone can learn to draw! Here’s your chance to explore drawing techniques and learn fundamentals in an enjoyable two-hour event. Overcome inhibitions with creative exercises to fill the paper, increase skill and build confidence for a more in-depth drawing class. All materials included.

Enrollment limited to 12; ages 16 and up

- DS40AM18

Saturday, April 14
(1 class) 10 a.m. - Noon
\$23 Members / \$25 Non-members



FIBER ARTS

BEGINNING WEAVING

Traudi Bestler
Skill level: B, AB

This class introduces the pleasures of hand weaving. Using Art Center looms, you will learn all about setting up and weaving a small project. New weavers may make scarves, table linens, bags or other interesting objects. Both beginners and those wanting to refresh their weaving skills are welcome in this group. An additional \$14 materials fee plus tax will be collected from first-time students.

Enrollment limited to 7; ages 16 and up

- D73018 Mondays, February 26 - April 16
(8 classes) 9:30 a.m. - 12:30 p.m.
\$234 Members / \$260 Non-members
- E73018 Mondays, April 23 - June 11
(7 classes) 9:30 a.m. - 12:30 p.m.
No class on May 28
\$204 Members / \$227 Non-members

INTERMEDIATE WEAVING

Traudi Bestler
Skill level: I

In this class, students continue their exploration of weave structures. The projects and lessons are more challenging and will lead the weaver further down the path of learning. You will become more confident in setting up your loom and making the ideas in your imagination become real. You'll receive help with your projects and experience weaving on a variety of looms.

Enrollment limited to 10; ages 16 and up

- D70018 Tuesdays, February 27 - April 17
(8 classes) 9:30 a.m. - 12:30 p.m.
\$234 Members / \$260 Non-members
- E70018 Tuesdays, April 24 - June 12
(8 classes) 9:30 a.m. - 12:30 p.m.
\$234 Members / \$260 Non-members

WEDNESDAY WEAVING

Traudi Bestler
Skill level: AD

For people who can warp looms and read drafts independently. This class studies more complex weave structures and often spends one portion studying a new weave structure, followed by individual exploration into a project of choice. Designing using a computer program is also covered.

Enrollment limited to 8; ages 16 and up

- D70418 Wednesdays, February 28 - April 18
(8 classes) 9:30 a.m. - 12:30 p.m.
\$234 Members / \$260 Non-members
- E70418 Wednesdays, April 25 - June 13
(8 classes) 9:30 a.m. - 12:30 p.m.
\$234 Members / \$260 Non-members

FOLK ART RUG HOOKING

Laurie Lausen
Skill level: ALL

Discover the age-old craft of creating whimsical rugs using fabric strips and a simple hook. You will learn the basics of rug hooking: design techniques including transfer methods, color planning, wool preparation, a variety of finishing techniques and the rich traditions behind this folk art. Beginning students will work on creating a small mat using one of a variety of kit choices which may be purchased at the first class. Experienced students will work on their own designs and may bring a project in process. Request a materials list from the Registrar. Beginners' kit is an additional \$25 plus tax.

Enrollment limited to 12; ages 16 and up

- D71218 Wednesdays, February 28 - April 18
(8 classes) 1 - 4 p.m.
\$234 Members / \$260 Non-members
- E71218 Wednesdays, April 25 - June 13
(8 classes) 1 - 4 p.m.
\$234 Members / \$260 Non-members

SATURDAY BEGINNING WEAVING

Traudi Bestler
Skill level: B, AB



Learn the basics and discover the joy of weaving. You will learn how to set up a loom and weave a small project, such as a scarf or table runner. This class uses table looms, which are set up like floor looms but use hand-levers instead of pedals. All the learning is transferable to floor looms but many of today's weavers prefer the space-saving advantages of a table loom. Materials included.

Enrollment limited to 7; ages 16 and up

- D72018 Saturdays, March 3 - April 21
(8 classes) 9:30 a.m. - 12:30 p.m.
\$248 Members / \$274 Non-members

GLASS

DAZZLING FUSED GLASS

Karen Graham
Skill level: ALL

Have fun making one-of-a-kind glass plates, trays, bowls and ornaments for the kitchen, yard or window. Learn how to create dazzling patterns by blending different sizes of glass frits, layering opaque and transparent glass, adding stringers and more. Once your piece is fused together, it will be fired again in a mold to shape it. Some materials provided. Additional materials discussed at first class. Safety emphasized. Close-toe shoes required.

Enrollment limited to 12; ages 16 and up

- D98118 Thursdays, March 1 - 29
(5 classes) 1:30 - 5 p.m.
\$254 Members / \$277 Non-members



Prairie Star Folk Art rug hooking by Artist-Instructor Laurie Lausen



Eagle by Artist-Instructor Karen Graham

JEWELRY

INTERMEDIATE JEWELRY DESIGN

Danny Saathoff
Skill level: I, AD

Expand on the skills learned in *Beginning Silversmithing and Jewelry Design* through further exploration of familiar skills and the introduction of more advanced techniques including additional stone settings, mixed media and found objects as wearable art. This class will be loosely structured to allow more time to create new pieces, practice and hone your techniques. Prerequisite: a level I MCFTA silver jewelry class or instructor permission. Some materials provided. Project materials purchased by student.
Request a materials list from the Registrar.

Enrollment limited to 10; ages 16 and up

- D85718Mondays, February 26 - April 16
(8 classes) 9:30 a.m. - Noon
\$269 Members / \$295 Non-members
- E85718Mondays, April 23 - June 11
(7 classes) 9:30 a.m. - Noon
No class on May 28
\$239 Members / \$262 Non-members

BEGINNING SILVERSMITHING AND JEWELRY DESIGN

Danny Saathoff
Skill level: B, AB

Learn to work with silver and other metals to create fine jewelry, exploring metal fabrications, soldering, stone setting, cold connections and many more techniques. Beginners will be guided through basic techniques and can expect to complete at least one project by the end of the course. We will also discuss the essential equipment to continue work outside of the classroom. Bring a sketchbook. Most materials provided.

Enrollment limited to 10; ages 16 and up

- D83218Mondays, February 26 - April 16
(8 classes) 12:30 - 3 p.m.
\$289 Members / \$315 Non-members
- E83218Mondays, April 23 - June 11
(7 classes) 12:30 - 3 p.m.
No class on May 28
\$259 Members / \$282 Non-members

PAINTING (Acrylics, Oils, Pastels and Mixed-Media)

CONTEMPORARY ABSTRACT PAINTING

Ellen Richman
Skill level: ALL

This course presents contemporary abstract painting in acrylic or oil with an emphasis on formal aspects: color, composition and value. You will expand your knowledge of medium and techniques, while developing your personal style. Students work at their own pace on a series of abstract paintings. New students, please request a materials list from the Registrar.

Enrollment limited to 15; ages 16 and up

- D40618Mondays, February 26 - April 16
(8 classes) 9:30 a.m. - 12:30 p.m.
\$234 Members / \$260 Non-members
- D49718Fridays, March 2 - April 20
(8 classes) 9:30 a.m. - 12:30 p.m.
\$234 Members / \$260 Non-members
- E40618Mondays, April 23 - June 11
(7 classes) 9:30 a.m. - 12:30 p.m.
No class on May 28
\$204 Members / \$227 Non-members
- E49718Fridays, April 27 - June 15
(8 classes) 9:30 a.m. - 12:30 p.m.
\$234 Members / \$260 Non-members

IMPRESSIONIST OIL PAINTING

Kristin Grevich
Skill level: AB, I, AD

Learn to paint like the Impressionists. The impressionistic approach to painting will help you gain an understanding of color and its relationships. You will explore the concepts of thick-over-thin use of paint, warm-over-cool colors, complementary colors, harmony, edges, shape/quality, values and simplifying and loosening brushwork. Each week a new still life will be set. You may bring photos, but it is suggested to work from life as much as possible. Request a materials list from the Registrar.

Enrollment limited to 15; ages 16 and up

- E43018Mondays, May 7 - June 4
(4 classes) 1 - 4 p.m.
No class on May 28
\$117 Members / \$130 Non-members



Dancing Peonies by
Artist-Instructor Kristin Grevich

INTERMEDIATE/ADVANCED PAINTING STUDIO

Dorothy Odland
Skill level: I, AD

Understand more about the process of making art and developing personal style using oil, acrylic or watercolor. Work at your own pace with individual instruction in this open studio format class. Bring paints, brushes and painting surface to the first class.

Enrollment limited to 17; ages 16 and up

- D41418Tuesdays, February 27 - April 17
(8 classes) 9:30 a.m. - 12:30 p.m.
\$234 Members / \$260 Non-members
- E41418Tuesdays, April 24 - June 12
(8 classes) 9:30 a.m. - 12:30 p.m.
\$234 Members / \$260 Non-members

PASTEL LANDSCAPE

Cynthia Kath
Skill level: AB, I, AD

The focus of this class is to understand pastels and help you find, trust and enrich your own artistic voice through this wonderful medium. Study the techniques of master artists to learn how value, composition, style and color turn into great works of art. Discover the luminosity of this pure pigment and capture the spirit of pastels. Request a materials list from the Registrar.

Enrollment limited to 11; ages 16 and up

- D47518Tuesdays, February 27 - April 17
(8 classes) 9:30 a.m. - 12:30 p.m.
\$234 Members / \$260 Non-members
- E47518Tuesdays, April 24 - June 12
(8 classes) 9:30 a.m. - 12:30 p.m.
\$234 Members / \$260 Non-members

BEGINNING/INTERMEDIATE PAINTING STUDIO

Dorothy Odland
Skill level: B, AB, I

Learn the basics or brush up on rusty skills. Work in oil, acrylic or watercolor to explore color and personal style. Work at your own pace with individual instruction in this open studio format class. Bring paints, brushes and painting surface to the first class.

Enrollment limited to 16; ages 16 and up

- D41518Tuesdays, February 27 - April 17
(8 classes) 1 - 4 p.m.
\$234 Members / \$260 Non-members
- E41518Tuesdays, April 24 - June 12
(8 classes) 1 - 4 p.m.
\$234 Members / \$260 Non-members

LECTURE

MCFTA BOOK CLUB: APRIL 2018

Curt Paulsen, Mara Miller
Skill level: ALL

Come explore creativity and artistic ideas through open discussion around books chosen to pique the interest and inspire. There is no cost for participating, but space is limited, so please RSVP with our Registrars to save your spot. Plan on arriving early if you want lunch at the Art Center Café before the discussion starts.

April Book: *Leonardo da Vinci* by Walter Isaacson. Reviewed by the New Yorker as “a powerful story of an exhilarating mind and life...a study in creativity: how to define it, how to achieve it,” this book promises to offer insight into Leonardo da Vinci’s passionate curiosity, careful observation, and intense imagination.

Enrollment limited to 30; ages 16 and up

- D333L18Friday, April 6
(1 class) Noon - 1:30 p.m.
Free!

CREATING A SENSE OF PLACE

Holly Nelson
Skill level: AB, I, AD



Take your drawing or painting to the next level by learning to create a sense of place. Paying attention to this often neglected element will help you create better compositions that are balanced and unified, as well as improve your observation skills. This class will cover concepts of positive/negative space and include examples from art history as well as demonstrations by the instructor. Prerequisite: a basic drawing or painting class. Bring your drawing or painting materials to the first class or request a suggested materials list from the Registrar.

Enrollment limited to 12; ages 16 and up

D47418 Tuesdays, February 27 - March 20
(4 classes) 1 - 4 p.m.
\$117 Members / \$130 Non-members

INTRO TO PAINTING [CORE]

Holly Nelson
Skill level: B

Have you always wanted to learn to paint but aren’t sure where to start? In this beginning level class, you will be introduced to basic painting techniques using either acrylic or water-based oil paints. The instructor will take you step-by-step through a series of painting exercises that will build your skill level and confidence. You will also learn about the fundamentals of color mixing and application. Request a materials list from the Registrar.

Enrollment limited to 12; ages 16 and up

E46518 Tuesdays, April 24 - June 12
(8 classes) 1 - 4 p.m.
\$234 Members / \$260 Non-members

ALL LEVELS PAINTING STUDIO

Dorothy Odland
Skill level: ALL

Enjoy a relaxed painting atmosphere in this evening studio format class. Learn basics or brush up on rusty skills. Work in oil, acrylic or watercolor to explore color and personal style. Work at your own pace with individual instruction. Bring paints, brushes and painting surface to the first class.

Enrollment limited to 16; ages 16 and up

D41618 Tuesdays, February 27 - April 17
(8 classes) 6:30 - 9:30 p.m.
\$234 Members / \$260 Non-members

E41618 Tuesdays, April 24 - June 12
(8 classes) 6:30 - 9:30 p.m.
\$234 Members / \$260 Non-members

PORTRAIT PAINTING IN OILS

Audrey Stommes
Skill level: B, AB, I

Create a realistic oil paint portrait from a photograph. No previous skills needed. You’ll learn how to transfer the photo to a canvas, understand value, mix skin tone, apply hair textures and create a proportional likeness in this relaxed class. More experienced students will be guided based on their needs. The instructor will email you a week before class to gather students’ photos. Request a materials list from the Registrar.

Enrollment limited to 12; ages 16 and up

D46318 Wednesdays, February 28 - April 18
(7 classes) 9 a.m. - Noon
No class on March 28
\$204 Members / \$227 Non-members

E46318 Wednesdays, April 25 - June 13
(8 classes) 9 a.m. - Noon
\$234 Members / \$260 Non-members

OIL AND ACRYLIC TECHNIQUES

Jerry Calengor
Skill level: AB, I, AD

This class will explore every artist’s dilemma: how subject matter and its selection are the core of a successful piece. Working in oils or acrylics, we will look at how subject matter can be manipulated to enhance the success of a final piece without losing its original perspective. This will be done by looking at the painting within the painting to explore potential patterns and shapes that can contribute to your final interpretation of the subject chosen.

Enrollment limited to 15; ages 16 and up

E40318 Wednesdays, April 25 - June 13
(8 classes) 12:30 - 3:30 p.m.
\$234 Members / \$260 Non-members

EXPLORING MIXED MEDIA

Bryan Holland
Skill level: AB, I, AD



Mixed media art can be as varied and unique as the artists and mediums themselves. Learn several collage and image transfer techniques to create base layers for drawings or paintings (oil or acrylic). Different supports will be demonstrated and discussed during the course, as well as a variety of media. You’ll see demonstrations of techniques, receive individualized direction and have time to work on and explore creating and painting in layers. Two cradled panel supports and some materials provided. Request a list of things to bring from the Registrar. Some painting or drawing experience is recommended.

Enrollment limited to 12; ages 16 and up

E45918 Thursdays, April 26 - June 14
(8 classes) 9 a.m. - Noon
\$259 Members / \$285 Non-members

LANDSCAPE AND NATURE PAINTING

Michele Combs
Skill level: AB, I, AD

Paint something you love and focus on achieving its essence. Capture a moment: the glow of an evening sunset, fog lifting over a river, children running through the grasses, or a sunlit flower. The instructor will help you develop and strengthen your skills in composition, value, color and general artistry. Work at your own pace with individualized instruction. Bring your oil or acrylic paints and painting surface to the first class.

Enrollment limited to 12; ages 16 and up

D48118 Thursdays, March 1 - April 19
(8 classes) 9:30 a.m. - 12:30 p.m.
\$234 Members / \$260 Non-members

DRAW AND PAINT FROM PHOTOS

Tracie Thompson
Skill level: ALL

Learn to use your favorite photos as the basis for beautiful drawings and paintings using the medium of your choice. You will learn how to transfer images onto a canvas and how to think about the overall composition including editing and adding elements that will improve the final piece. Lots of demonstrations and time to work on your art. Request a materials list from the Registrar. Bring five photos to the first class. Students interested in pet portraits are encouraged to join.

Enrollment limited to 11; ages 16 and up

D41018 Thursdays, March 1 - April 19
(8 classes) 1 - 4 p.m.
\$234 Members / \$260 Non-members

E41018 Thursdays, April 26 - June 14
(8 classes) 1 - 4 p.m.
\$234 Members / \$260 Non-members

BEGINNING IN OILS [CORE CLASS]

Tracie Thompson
Skill level: B, AB

Oil paints are much friendlier than most people imagine. This relaxed, fun class will help you get started as you explore different brushes and the effects they create, basic color mixing (and how to buy paints with confidence), solvents and mediums and how to clean up. You’ll work from still life and photos and learn about choosing subject matter, the basics of composition and how to create three-dimensional depth. Several demos on how to use contrast to create lively compositions. Request a materials list from the Registrar.

Enrollment limited to 12; ages 16 and up

D46618 Thursdays, March 1 - April 19
(8 classes) 6:30 - 8:30 p.m.
\$159 Members / \$176 Non-members

CONTINUING IN OILS

Tracie Thompson
Skill level: B, AB

Move on from novice to intermediate level with this studio-style class. Work at your own pace and get individual feedback on your paintings. There will be demonstrations on beyond-the-basics color mixing; designing a painting using thumbnail sketches; and various ways of laying the painting’s foundation to achieve different effects. Bring regular oil painting supplies and painting surface or request the *Beginning in Oils* materials list from the Registrar.

Enrollment limited to 12; ages 16 and up

E41318 Thursdays, April 26 - June 14
(8 classes) 6:30 - 8:30 p.m.
\$159 Members / \$176 Non-members

OIL VS. ACRYLIC EXPLORATION

Audrey Stommes
Skill level: ALL

Curious about the differences between working in acrylic versus oil paint? Try this four-week class that lets you explore both mediums with materials included. You will work on two pieces, one in each medium, and learn first-hand about the pros and cons of both. A great opportunity for new students who want to try painting before investing in paints.

Enrollment limited to 12; ages 16 and up

D43718 Fridays, March 2 - 23
(4 classes) 9:30 a.m. - 12:30 p.m.
\$142 Members / \$155 Non-members

E43718 Saturdays, April 28 - May 19
(4 classes) 9:30 a.m. - 12:30 p.m.
\$142 Members / \$155 Non-members

SAMPLER SATURDAY: PAINTING

Art Center Faculty
Skill level: ALL

Wondering if you’d enjoy a painting class? Explore painting techniques and learn fundamentals through clever exercises with acrylics to gain a feel for the medium and increase confidence and skill in a fun two-hour event. All materials provided.



Enrollment limited to 12; ages 16 and up

DS45PM18 Saturday, April 14
(1 class) 1:30 - 3:30 p.m.
\$23 Members / \$25 Non-members

PAINTING (Watercolors)

TREES AND ROCKS
IN WATERCOLOR
Catherine Hearingd
Skill level: AB



Bring the rocks and trees in your watercolor landscape paintings to life. You'll learn how to simplify shapes and use value, intensity, and color temperature to paint realistic trees and rocks. You'll also learn how to mix a wide range of natural looking greens and grays that will work for the landscape. Bring regular watercolor supplies and Arches 140 lb. paper.

Enrollment limited to 12; ages 16 and up

D45218 Mondays, February 26 - April 16
(8 classes) 9 a.m. - Noon
\$234 Members / \$260 Non-members

WATERCOLOR PAINTING
FROM THE GARDEN
Catherine Hearingd
Skill level: AB, I



Using seasonal flowers from the gardens as inspiration, students will paint from live flowers in the studio. You will learn how to use value, color temperature and intensity contrast to create dynamic florals. Topics will include composing your painting, creating contrast, using negative space, mixing colors and developing efficient brushwork. Bring your regular watercolor supplies and Arches 140 lb. paper.

Enrollment limited to 12; ages 16 and up

E42918 Mondays, May 7 - June 11
(5 classes) 9 a.m. - Noon
No class on May 28
\$146 Members / \$162 Non-members

PAINTING WITH NEGATIVE
SPACE IN WATERCOLOR
Catherine Hearingd
Skill level: AB, I, AD



In watercolor, learning to use negative space is a requirement for producing a great painting. Develop your negative space "seeing" skills in this class that will teach you how to look at shapes and spaces instead of objects. Once you learn this way of "seeing," painting becomes simpler and more efficient. Bring regular watercolor supplies or request a list from the Registrar.

Enrollment limited to 12; ages 16 and up

D47918 Mondays, February 26 - April 16
(8 classes) 12:30 - 3:30 p.m.
\$234 Members / \$260 Non-members

ADDING FIGURES
TO LANDSCAPES IN
WATERCOLOR
Catherine Hearingd
Skill level: I, AD



Make your city or landscape come alive by adding figures. This watercolor class will teach you how to incorporate people into your paintings and how to make them look like they belong. You will learn a dropdown method for painting the figures and techniques for placing them in perspective space. Bring your regular watercolor materials.

Enrollment limited to 12; ages 16 and up

E47918 Mondays, May 7 - June 11
(5 classes) 12:30 - 3:30 p.m.
No class on May 28
\$146 Members / \$162 Non-members

WATERCOLOR I:
WET-INTO-WET TECHNIQUES
Sonja Hutchinson
Skill level: AB

This class is for advanced beginner watercolor artists who want to explore the effects of painting wet-into-wet with watercolor. You'll learn how to balance the amount of water on your paper and brushes with the paint to develop expressive passages of light and atmosphere. Demonstrations and subject matter will be supplied for all classes. Bring regular watercolor supplies and Arches 140 lb. paper or request the *Beginning Watercolor* materials list.

Enrollment limited to 12; ages 16 and up

D45318 Wednesdays, February 28 - April 18
(8 classes) 9 a.m. - Noon
\$234 Members / \$260 Non-members

WATERCOLOR I: WORKING
FROM PHOTOS
Sonja Hutchinson
Skill level: AB

This class is for advanced beginner watercolor artists who want to start working on their own subject matter using photographic reference materials. You'll learn compositional design and develop a point of view for each piece. You will practice simplifying visual elements and value planning to help achieve your vision. Students will receive individual coaching and work at their own pace while applying their core watercolor skills to new works.

Enrollment limited to 12; ages 16 and up

E42518 Wednesdays, May 2 - June 13
(7 classes) 9 a.m. - Noon
\$204 Members / \$227 Non-members

CONTEMPORARY
BOTANICALS II
Suz Galloway
Skill level: I, AD

This class is designed for intermediate to advanced watercolor painters to pursue individual projects in the American style of botanical painting. Each student will select a botanical subject and develop their painting process through plant selection, process drawings, composition and color and value development with guidance from the instructor. The instructor will introduce painting methods, techniques, design and current literature as needed. Bring your watercolor supplies and hot-pressed paper. **Prerequisite:** Some watercolor painting experience or *Contemporary Botanicals I*.

Enrollment limited to 14; ages 16 and up

E45118 Wednesdays, April 25 - June 13
(8 classes) 9:30 a.m. - 12:30 p.m.
\$234 Members / \$260 Non-members

BEGINNING WATERCOLOR
[CORE CLASS]
Sonja Hutchinson
Skill level: B

Learn the unique techniques of watercolor painting in this class designed for the first-time watercolor artist and those wishing for a basic refresher course. You will be introduced to watercolor materials, methods and color mixing. Each class will begin with a new topic and demonstration, followed by a project designed to reinforce the presented skills. This will be a fun, hands-on class that will hook you on the art of watercolor painting. Request a materials list from the Registrar. Some materials provided.

Enrollment limited to 12; ages 16 and up

D42118 Wednesdays, February 28 - April 18
(8 classes) 12:30 - 3:30 p.m.
\$259 Members / \$285 Non-members



Solitude by Artist-Instructor Sonja Hutchinson

CONTEMPORARY
BOTANICALS I
Suz Galloway
Skill level: AB, I

Learn how to draw and paint botanical subjects in the contemporary American style. Beginning students will draw a leaf focusing on contours and vein structure, moving on to twigs and seedpods. Intermediate students will select a botanical subject and work on process drawings, composition, value development and/or an introduction of botanical painting. Explore colored pencils if interested. The instructor will introduce methods, techniques and design as needed. New students please request a materials list from the Registrar. **Prerequisite:** *Drawing Basics* or *Beginning Watercolor*. Continue your botanical studies with *Contemporary Botanicals II*.

Enrollment limited to 14; ages 16 and up

E48018 Wednesdays, April 25 - June 13
(8 classes) 1 - 4 p.m.
\$234 Members / \$260 Non-members

CONTINUING
WATERCOLOR III
Suz Galloway/Catherine Hearingd
Skill level: I, AD

In this intermediate to advanced studio format class, each artist will be working on an individual project. Subject matter may include still life set ups, photographic reference material, imaginative images or abstraction. Individual critiques and instruction will help guide students in their personal artistic journeys. Bring supplies to the first class. **Prerequisite:** *Continuing Watercolor II* or instructor's permission.

Enrollment limited to 15; ages 16 and up

D42418 Thursdays, March 1 - April 19
Catherine Hearingd
(8 classes) 9:30 a.m. - 12:30 p.m.
\$234 Members / \$260 Non-members

E42418 Thursdays, April 26 - June 14
Suz Galloway
(8 classes) 9:30 a.m. - 12:30 p.m.
\$234 Members / \$260 Non-members

CONTINUING WATERCOLOR II
Suz Galloway/Catherine Hearing
Skill level: I

Continue developing skills and personal expression in a course that encourages exploration while increasing familiarity with watercolor techniques through instructor demonstration. General emphasis will be on individual confidence and growth. Bring supplies to the first class. **Prerequisite:** *Continuing Watercolor I*, or equivalent, or instructor’s permission.

Enrollment limited to 15; ages 16 and up

D42618 Thursdays, March 1 - April 19
Catherine Hearing
(8 classes) 1 - 4 p.m.
\$234 Members / \$260 Non-members

E42618 Thursdays, April 26 - June 14
Suz Galloway
(8 classes) 1 - 4 p.m.
\$234 Members / \$260 Non-members

EVENING WATERCOLOR: DRAMATIC SKIES
Sonja Hutchinson
Skill level: ALL



Learn to create dramatic skies with watercolor in this fun, three-evening short course. You’ll gain control of hard and soft edges as well as learn color mixing techniques to add dramatic effects. All classes include demonstrations and painting practice with supplied subject matter. Bring your regular watercolor paints, brushes and paper or request the *Beginning Watercolor* list from the Registrar.

Enrollment limited to 12; ages 16 and up

D423W18 Thursdays, March 15 - 29
(3 classes) 6 - 9 p.m.
\$105 Members / \$117 Non-members



Fishing On The Firehole River by Artist-Instructor Catherine Hearing

EVENING WATERCOLOR: CREATING TEXTURE
Sonja Hutchinson
Skill level: ALL

Build your confidence and make a splash with texture in this fun, four-evening course. You’ll use a variety of unique materials to create exciting textures with watercolor and explore abstract design principles. All levels welcome. Lots of demonstrations and time for painting practice. Request a materials list from the Registrar.

Enrollment limited to 12; ages 16 and up

E42318 Thursdays, May 17 - June 7
(4 classes) 6 - 9 p.m.
\$117 Members / \$130 Non-members



Dancing Light IV by Artist-Instructor Suz Galloway

PHOTOGRAPHY

PHOTOGRAPHY: COMPOSITION AND DESIGN
Anne Groton
Skill level: ALL

Develop your photographer’s eye in this class where everything in the photograph is viewed as an active element of design. Learn how to place the objects or subjects you care about in the frame to create robust, intentional photographs. This class will include hands-on exercises, in-class discussions, the study of our work and the work of other artists, as well as a lot of picture taking. To get the most from this class, know your camera’s settings and be familiar with aperture/depth of field and shutter speed prior to class. Bring your camera, camera cords, a flash drive and your camera’s manual.

Enrollment limited to 10; ages 16 and up

D61418 Mondays, February 26 - April 16
(7 classes) 9:30 a.m. - 12:30 p.m.
No class on March 26
\$246 Members / \$273 Non-members

STREET PHOTOGRAPHY
David Coats
Skill level: I, AD

Henri Cartier-Bresson, Weegee, Helen Levitt, Garry Winogrand, Elliot Erwitt, Vivian Maier and...you? If you’ve thought about trying street photography but are daunted at the prospect of pointing your camera at strangers or if you’ve dabbled in it and want to take your work to the next level, this class is for you. Through a combination of classroom work and field trips, you’ll learn the history of street photography, examine the work of famous practitioners, experiment with various approaches, and gain confidence from sharing and critiquing each other’s work. Prerequisite Intermediate Photography or equivalent knowledge. Bring a camera with manual controls capable of shooting in RAW and be able to edit in Lightroom.

Enrollment limited to 10; ages 16 and up

E67718 Mondays, April 23 - June 11
(7 classes) 9:30 a.m. - 12:30 p.m.
No class on May 28
\$246 Members / \$273 Non-members

CREATIVE IPHONE PHOTOGRAPHY
Eric Mueller
Skill level: B, AB

Learn to take amazing photos with your iPhone. Learn photography basics such as lighting, composition, and storytelling and the specific aesthetics of mobile photography. You’ll explore easy-to-use apps for shooting and editing and get great tips for sharing your images on social media platforms. Each week will have shooting assignments reviewed the following week in a positive, open environment. No previous photography experience necessary, but you’ll need an iPhone for shooting, editing and sharing. Expect to spend an additional \$5-\$10 on iPhone apps.

Enrollment limited to 12; ages 16 and up

D67618 Mondays, February 26 - April 16
(8 classes) 1 - 4 p.m.
\$281 Members / \$312 Non-members

INTERMEDIATE DIGITAL PHOTOGRAPHY
Carl Beihl
Skill level: I, AD

This class provides greater focus on individual work as you continue to gain competency with your digital camera. Shooting assignments will be given each week, and your digital photos will be reviewed in class. Bring a digital camera (with charged or fresh batteries), memory card and your camera’s manual. You will need a home computer that allows you to download images from your camera and save them to a jump drive (USB memory stick) for class viewing.

Enrollment limited to 10; ages 16 and up

D61518 Tuesdays, February 27 - April 3
(6 classes) 9 a.m. - Noon
\$211 Members / \$234 Non-members

E61518 Tuesdays, April 24 - June 12
(8 classes) 9 a.m. - Noon
\$281 Members / \$312 Non-members

LIGHTROOM FUNDAMENTALS Alan Shefland Skill level: B, AB

Learn the basics of Adobe Lightroom, a valuable tool for organizing, editing and sharing your photography. Start by learning how to set up Lightroom, including im-
porting and exporting images. Then explore the seven modules with an emphasis on the Develop module. By the end of the class, you will have the skills to explore the vast potential of Lightroom and make your images come alive. Each student will need to bring a laptop computer running the current operating system along with Adobe Lightroom CC15 or LR6 installed. Students also need to bring a jump drive with exactly 15 images on it (nothing else, please) for importing and exporting.

Enrollment limited to 12; ages 16 and up

D67418 Tuesdays, February 27 - April 17 (8 classes) 1 - 4 p.m. \$281 Members / \$312 Non-members

LIGHTROOM FUNDAMENTALS II Alan Shefland Skill level: AB, I



This course is the next step to understand-
ing Lightroom in a more professional way. You will further explore the capabilities of Lightroom and think more in-depth about the changes you make and why you make them. Each student will need to bring a laptop computer running the current operating system along with Adobe Lightroom CC15 or LR6 installed and a jump drive with images to work on. **Prerequisite:** *Lightroom Fundamentals* or a basic understanding of how Lightroom operates.

Enrollment limited to 12; ages 16 and up

E67518 Tuesdays, April 24 - June 12 (8 classes) 1 - 4 p.m. \$281 Members / \$312 Non-members



At Lakewood with Tim by Artist-Instructor Eric Mueller

BEGINNING DIGITAL PHOTOGRAPHY David Coats / Alan Shefland Skill level: B, AB

If you’re a beginning photographer and a bit mystified by your digital camera, this class is for you. You’ll start by learning camera basics like aperture, shutter speed, and ISO settings. You’ll move on to learning how to make pictures and to develop your compositional skills. We’ll also discuss lenses and other equipment and how to care for your gear. By the end of the course you’ll be more excited than ever about photography and you’ll own a collection of images that demonstrate your technical and creative growth. Please bring your camera (fully charged) and its manual. The class workbook, *Understanding Photography Field Guide* by Brian Peterson, is optional but strongly recommended.

Enrollment limited to 10; ages 16 and up

D66318 Tuesdays, February 27 - April 17 David Coats (8 classes) 6 - 9 p.m. \$281 Members / \$312 Non-members

D66218 Thursdays, March 1 - April 19 Alan Shefland (8 classes) 1 - 4 p.m. \$281 Members / \$312 Non-members

E66218 Thursdays, April 26 - June 14 Alan Shefland (8 classes) 1 - 4 p.m. \$281 Members / \$312 Non-members

ADVANCED BEGINNER DIGITAL PHOTOGRAPHY David Coats / Alan Shefland Skill level: AB

This class is designed for the photographer who has taken *Beginning Digital Photography* or acquired beginning level skills elsewhere, and is ready to move ahead but is not quite ready for the *Intermediate Digital Photography* class. If you have not taken *Beginning Digital Photography* at the Art Center, instructor approval is required before registering. Please contact the Registrar for more information.

Enrollment limited to 10; ages 16 and up

D66418 Thursdays, March 1 - April 19 Alan Shefland (8 classes) 9:30 a.m. - 12:30 p.m. \$281 Members / \$312 Non-members

E67818 Tuesdays, April 24 - June 12 David Coats (8 classes) 6 - 9 p.m. \$281 Members / \$312 Non-members

E66418 Thursdays, April 26 - June 14 Alan Shefland (8 classes) 9:30 a.m. - 12:30 p.m. \$281 Members / \$312 Non-members

MAKING PHOTOGRAPHS Carl Beihl Skill level: I, AD

This class will help serious amateur and professional photographers find more passion in their work by exploring the narrative, aesthetic and emotional aspects of image making, with an emphasis on simplicity and the use of natural light. Through practical demonstrations, field trips, individual portfolio reviews and studying the work of other photographers, we will refine our views on producing work and balancing the various aspects of a busy life.

Enrollment limited to 10; ages 16 and up

D61018 Wednesdays, February 28 - April 18 (6 classes) 9:30 a.m. - 12:30 p.m. No class on April 4 & 11 \$211 Members / \$234 Non-members

E61018 Wednesdays, April 25 - June 13 (8 classes) 9:30 a.m. - 12:30 p.m. \$281 Members / \$312 Non-members



Guys by Artist-Instructor David Coats

PRINTMAKING

PRINTMAKING TECHNIQUES Abbey Kleinert Skill level: ALL

Invented to serve the mass reproduction of drawings and paintings, printmaking is a versatile medium that supports many different forms of image-making. You will learn printmaking techniques that allow you to reproduce a favorite work of art and/or use the unique qualities of the print medium to make completely new works. Techniques will include relief, mono print, and intaglio, as well as multiple plate printing.

Enrollment limited to 8; ages 16 and up

E65018 Fridays, May 11 - June 15 (6 classes) 9:30 a.m. - 12:30 p.m. \$235 Members / \$259 Non-members

ABSTRACT DIGITAL PHOTOGRAPHY Carl Beihl Skill level: ALL

Abstract photography creates mood and/or feeling without portraying recognizable objects or scenes. In this class, you will experiment with ways to carry photography beyond realism by playing with scale, removing contextual information and photographing through water or other clear materials. You will explore shadow, blurring techniques and exposure times in order to find your own personal expression and design aesthetic. Color, contrast and composition will be examined through weekly assignments and in-class reviews. Bring a digital camera and examples of your work to the first class.

Enrollment limited to 10; ages 16 and up

D61118 Wednesdays, February 28 - April 18 (6 classes) 1 - 4 p.m. No class on April 4 & 11 \$211 Members / \$234 Non-members

E61118 Wednesdays, April 25 - June 13 (8 classes) 1 - 4 p.m. \$281 Members / \$312 Non-members



Wild Domestic by Artist-Instructor Abbey Kleinert

SCULPTURE

FOUND ART – COLD CONNECTIONS
Craig Snyder/Judd Nelson
Skill level: ALL

Each week, you will learn a new way of connecting metals using rivets, bolts, screws, adhesives, cables and swivels to create assembled sculptures with an eye on both technical and artistic points of view. You'll enjoy a fun, collaborative atmosphere and dig into a variety of styles and approaches. You'll get some materials to start but feel free to bring in that pile of odds, ends and metal thingies sitting in your garage and let's make sculpture.

Enrollment limited to 10; ages 16 and up

D86918 Tuesdays, February 27 - April 17
 (8 classes) 1 - 4 p.m.
 \$306 Members / \$337 Non-members

E86918 Thursdays, April 26 - June 14
 (8 classes) 9:30 a.m. - 12:30 p.m.
 \$306 Members / \$337 Non-members

STONE CARVING BEGINNING/INTERMEDIATE
Susan Lyman
Skill level: ALL

Discover the magic of stone carving. Starting with hand tools and working small in limestone, beginning students will be introduced to the carving process including basic three-dimensional design concepts. Intermediate students will hone their understanding of the reductive process and sculptural design and be introduced to power and pneumatic tools. First-time students are provided with a limestone block to carve and all necessary tools. Intermediate students may want to discuss their project with the instructor before purchasing materials. You'll be surprised by the imagery you'll unlock within the stone.

Enrollment limited to 18; ages 16 and up

D82918 Wednesdays, February 28 - April 18
 (8 classes) 12:30 - 3:30 p.m.
 \$292 Members / \$323 Non-members

D83018 Saturdays, March 3 - April 21
 (8 classes) 9:30 a.m. - 12:30 p.m.
 \$292 Members / \$323 Non-members

E82918 Wednesdays, April 25 - June 13
 (8 classes) 12:30 - 3:30 p.m.
 \$292 Members / \$323 Non-members

E83018 Saturdays, April 28 - June 16
 (7 classes) 9:30 a.m. - 12:30 p.m.
 No class on May 26
 \$257 Members / \$284 Non-members



Beta Waves by Artist-Instructor Craig Snyder

SAMPLER SATURDAY / APRIL 14

Do you want to create art but don't know where to begin? Sampler classes offer the opportunity to try an art class and experiment with different mediums. These classes allow you to step into our studios and work with a master artisan. It's a small investment of time and money to find something you love. If you're already an Art Center student, try something new!



CERAMICS
Art Center Faculty
Skill level: ALL

See if a ceramics class is right for you. Try throwing and/or handbuilding in this two-hour introduction to ceramics. You'll see demos and try your hand at working with clay in this fun ceramic sampler. All materials included.

Enrollment limited to 12; ages 16 and up

DS90AM18 Saturday, April 14
 (1 class) 10 a.m. - Noon
 \$23 Members / \$25 Non-members

PAINTING
Art Center Faculty
Skill level: ALL

Wondering if you'd enjoy a painting class? Explore painting techniques and learn fundamentals through clever exercises with acrylics to gain a feel for the medium and increase confidence and skill in a fun two-hour event. All materials provided.

Enrollment limited to 12; ages 16 and up

DS45PM18 Saturday, April 14
 (1 class) 1:30 - 3:30 p.m.
 \$23 Members / \$25 Non-members

DRAWING
Art Center Faculty
Skill level: ALL

Everyone can learn to draw! Here's your chance to explore drawing techniques and learn fundamentals in an enjoyable two-hour event. Overcome inhibitions with creative exercises to fill the paper, increase skill and build confidence for a more in-depth drawing class. All materials included.

Enrollment limited to 12; ages 16 and up

DS40AM18 Saturday, April 14
 (1 class) 10 a.m. - Noon
 \$23 Members / \$25 Non-members


KIDS ART EXPLORATION
Art Center Faculty
Skill level: ALL

In this fun sampler class, we will experiment with a variety of artistic media such as drawing, painting or printmaking. Participants will learn basic art techniques and terminology and have many opportunities to explore their own creative processes and interests.

Enrollment limited to 12; ages 6 to 12

DS10PM18 Saturday, April 14
 (1 class) 1:30 - 3:30 p.m.
 \$23 Members / \$25 Non-members

All day workshops at MCFTA generally allow for a half hour break - so please plan ahead. Our café is open for lunch on Fridays from 11:30 a.m. – 1:30 p.m. and is closed on Saturdays. We recommend bringing a lunch with you for weekend workshops.



Encaustic painting New Dawn by Artist-Instructor Jodi Reeb

WORKSHOPS FOR ADULTS

FUN WATERCOLOR PORTRAITS

Georgia Kandiko
Skill level: ALL

Learn about facial proportions and how to capture facial tones in this fun introduction to watercolor portraiture. You'll explore techniques for getting facial guidelines onto watercolor paper, glazing and managing lost and found edges. The instructor will provide reference photographs for the exercises, but participants may bring personal photographs for their projects. Bring watercolor supplies and Arches 140 lb. watercolor paper.

Enrollment limited to 13; ages 16 and up

D482W18 Saturday, March 3
(1 class) 9:30 a.m. - 3:30 p.m.
\$67 Members / \$74 Non-members

ONE-DAY INTRODUCTION TO RUG HOOKING

Laurie Lausen
Skill level: B, AB

Learn the basic techniques of rug hooking while creating a simple design mug mat. A great way to try your hand at this early method of making rugs by pulling loops of wool fabric through a linen backing. All materials included.

Enrollment limited to 12; ages 16 and up

D735W18 Saturday, March 3
(1 class) 10 a.m. - 4 p.m.
\$86 Members / \$93 Non-members

E735W18 Thursday, May 3
(1 class) 10 a.m. - 4 p.m.
\$86 Members / \$93 Non-members

ART OF PENDANTS & ART OF EARRINGS

Linda Seebauer Hansen
Skill level: ALL

Design and create a pendant or earrings in copper, bronze or sterling silver. Learn to use various jeweler's hand tools, basic soldering and finishing techniques. Customize and add your own style by sawing, shaping, texturing and stamping sheet metal for a one-of-a-kind look. A hands-on course for beginners and intermediate students alike. Materials are included.

Enrollment limited to 10; ages 16 and up

D859W18 ART OF PENDANTS
Thursdays, March 8 & 15
(2 classes) 9:30 a.m. - 4 p.m.
Registration required by February 26
\$210 Members / \$228 Non-members

D842W18 ART OF EARRINGS
Saturdays, April 7 & 14
(2 classes) 9:30 a.m. - 4 p.m.
Registration required by March 26
\$210 Members / \$228 Non-members

INTRODUCTION TO FLOWER ARRANGING

Lee Persell
Skill level: ALL

Have you ever looked at a vase and wanted to do more than plunk a bouquet of store bought flowers into it? This class will introduce you to the art of flower arranging by breaking down the arrangement into its basic structure: line, shape, color, balance, proportion and texture. Find out why "less is more" and how not to pillage your entire garden for single bouquet. We will also discuss the use of non-floral elements. Bring a vase or vessel (can be glass, ceramic, or other material) and garden shears or hand pruner.

Enrollment limited to 12; ages 16 and up

D319W18 Friday, March 9
(1 class) 10 a.m. - Noon
\$38 Members / \$41 Non-members

FEATURE FOCUS: MOUTHS AND EARS

Audrey Stommes
Skill level: ALL

Learn to draw realistic looks and expressions one feature at a time. You will look at the contour, shape, angle and shading of different facial aspects and explore how to build up graphite layers to create value, tone and texture. How different features change to express emotion will also be examined. Bring an 11x14-inch drawing paper pad, compressed charcoal (hard), graphite pencil, pencil sharpener and white eraser.

Enrollment limited to 12; ages 16 and up

D470W18 MOUTHS
Saturday, March 10
(1 class) 9 a.m. - Noon
\$35 Members / \$39 Non-members

D492W18 EARS
Saturday, April 7
(1 class) 9 a.m. - Noon
\$35 Members / \$39 Non-members

WATERCOLOR PORTRAITS: FOCUS ON LIKENESS

Georgia Kandiko
Skill level: I, AD

Jump right into painting in this intermediate watercolor portrait class that will focus on creating an individual's likeness by paying attention to the values, shapes and soft edges of each unique face. You will concentrate on facial curves, shadows and how to avoid flattening facial contours. Prerequisite: Fun Watercolor Portraits or equivalent. Bring photo reference materials, watercolor supplies and Arches 140 lb. paper.

Enrollment limited to 13; ages 16 and up

D434W18 Saturday, March 17
(1 class) 9:30 a.m. - 3:30 p.m.
\$67 Members / \$74 Non-members

SPECIAL SPRING 2018 WORKSHOPS!

VISUAL ART OVERLAPPING

David Feinberg
Skill level: AB, I, AD

Become aware of the endless possibilities that creative overlapping gives to any style of painting and drawing. You'll look at the work of old masters with a concepts presentation from U of MN professor David Feinberg, then try a hands-on drawing project to demonstrate and utilize the concepts. In the afternoon, projects in painting (any medium) will explore the relation of color and shape to creative overlapping. You'll discover the energy, rhythm and sequences, the push-and-pull and expressive tension, that overlapping creates. Request a materials list from the Registrar.

Enrollment limited to 18; ages 16 and up

D338W18 Saturday, March 10
(1 class) 9:30 a.m. - 4 p.m.
\$99 Members / \$110 Non-members

SIMPLIFYING THE WATERCOLOR PROCESS

Andy Evansen
Skill level: AB, I, AD

The goal of "loosening up" your painting style in watercolor doesn't just 'happen', it comes from gaining a comfort level with your skills and materials over time. However, there are techniques that can speed up this process. This workshop will focus on using value studies to identify large shapes and create opportunities for lost edges--an essential element for watercolor artistry. You will learn to avoid the trap of putting too much into your painting by focusing on details that can result in a tight watercolor painting. There will be painting demonstrations, individualized help, and if time permits, we'll complete a painting together. In order to loosen up, it is imperative to have a clear vision of what you want to accomplish with your painting and then execute it quickly. This workshop will give you the tools and confidence to do just that.

Enrollment limited to 20; ages 16 and up

D337W18 Saturday & Sunday, April 21 & 22
(2 classes) 9:30 a.m. - 4 p.m.
\$240 Members / \$264 Non-members

NEW ARTIST-INSTRUCTORS AT MCFTA

SMALL PRINTS; BIG IMPRESSIONS!

Genie Castro
Skill level: ALL

See demonstrations by printmaker Genie Castro and try your hand at abstract monotype printing with found objects and colligraph plates and dry point techniques using a small copper plate (provided). Printmaking papers will be discussed and you'll create an edition of prints using one or several of the print methods introduced. Request a materials list from the Registrar.

Enrollment limited to 12; ages 16 and up

D654W18 Tuesdays, March 20 & 27
(2 classes) 9:30 a.m. - 3:30 p.m.
\$180 Members / \$197 Non-members

DELVE INTO MIXED MEDIA

Bryan Holland
Skill level: ALL

Express yourself with mixed media. You will explore several mixed media collage and image transfer techniques that can be used as a base layer for paintings (acrylic or oil). The primary focus will be on creating a base layer with some direction on developing the painting layers as time allows. The process is often delightfully unpredictable, so bring your sense of adventure! Two cradled panel supports and some materials provided. Request a list of things to bring from the Registrar. Some painting or drawing experience is recommended.

Enrollment limited to 14; ages 16 and up

D412W18 Saturday, April 7
(1 class) 9:30 a.m. - 4 p.m.
\$90 Members / \$98 Non-members

JOY OF NEEDLE FELTING

Leslie Granbeck

Skill level: ALL



Learn to make felted jewelry, ornaments, flowers and embellishments with no knitting or water. Using colorful wool fibers and special barbed needles (yes, they're sharp!) you'll learn how to create a variety of 2-D and 3-D felted art. You'll be amazed at the possibilities. Bring from home a pair of sharp scissors.

Enrollment limited to 10; ages 16 and up

D777W18 Friday, March 23

(1 class) 10 a.m. - 3 p.m.

\$73 Members / \$80 Non-members

PAINTING CATS AND DOGS

Tracie Thompson

Skill level: ALL

If you'd love to draw or paint your favorite pet, but don't know how to start, this workshop will give you confidence to jump in! With lots of instructor demonstration, we will cover the basics of taking good photos to work from, choosing the right size canvas or paper, and working with grids for accurate proportions. From there you'll learn basic structures of eyes and noses, how to create the texture of fur and capture the color of their coats— even tricky black or white. Bring your favorite art materials and several images of your animal(s) on plain paper.

Enrollment limited to 12; ages 16 and up

D483W18 Saturday, March 24

(1 class) 9:30 a.m. - 4 p.m.

\$70 Members / \$78 Non-members

ENCAUSTIC PAINTING: WORKING WITH WAX

Jodi Reeb

Skill level: ALL

In this exciting, one-day experience you will learn encaustic techniques (molten beeswax painting). A brief history and description of encaustic painting will be shared as well as basic supplies and tools, safety, preparation of supports including application of grounds, fusing techniques and paint application. A variety of techniques will be demonstrated such as wax image transfers, mixing your own paint, creating texture and working with masks and stencils. The majority of time will be spent painting. Previous participants may work on individual projects with instructor guidance. All levels welcome. Materials included.

Enrollment limited to 10; ages 16 and up

D438W18 Friday, March 30

(1 class) 9 a.m. - 3:30 p.m.

\$120 Members / \$129 Non-members

LIVE MODEL PAINTING: TELLING A STORY

Kristin Grevich

Skill level: AB, I, AD



Learn to tell a story with your portrait and figure work. Using a live, clothed model you will look at ways composition, color, and symbolism evoke emotion and create context. Oil paints recommended but acrylics okay. Bring regular painting supplies and a painting surface. Model fee included.

Enrollment limited to 14; ages 16 and up

D488W18 Friday - Saturday, March 30 - 31

(2 classes) 9:30 a.m. - 4 p.m.

\$180 Members / \$196 Non-members

SHOOT YOUR WORK!

David Coats

Skill level: AB, I, AD

Learn how to photograph your work for submission to juried shows and/or use on your website. You will explore ways to put your art in the best light without investing a fortune in equipment. Lighting is the key for any medium---paint, clay, metal, stone or fiber, and that's what we'll spend most of our time talking about. Be familiar with basic photographic concepts: aperture, shutter speed, focus, depth of field, etc. and bring examples of your work for demonstration purposes. **Prerequisite:** *Beginning Digital Photography* or equivalent knowledge.

Enrollment limited to 12; ages 16 and up

D635W18 Saturdays, March 31 - April 7

(2 classes) 9:30 a.m. - 12:30 p.m.

\$85 Members / \$94 Non-members

FUSED GLASS JEWELRY

Diane Petron

Skill level: ALL

Create your own beautiful glass jewelry and learn the basics of glass fusing on a small scale! You will learn to cut, shape and layer glass, embed metal hangers and play with decorative embellishments, such as frit and dichroic glass. You will start by making pendants and move on to smaller, more challenging projects such as earrings or beads. Tools and most materials (glass, metal for hangers and pendant bails) are provided. Additional findings may be purchased. Those with experience may bring specialty glass, only if it is COE 90. You will take home at least one completed piece at the end of class. Additional projects will be fired in a kiln by the instructor and ready for pickup in three weeks.

Enrollment limited to 14; ages 14 and up

D987W18 Saturday, April 7

(1 class) 1 - 4 p.m.

\$57 Members / \$62 Non-members

E987W18 Saturday, June 16

(1 class) 1 - 4 p.m.

\$57 Members / \$62 Non-members

DYE DAY

Traudi Bestler

Skill level: ALL

Don't settle for colors you don't like. Change them! Learn to safely use fiber reactive and acid dyes. Bring yarns/fabrics for experiments in dyeing, overdyeing and choosing the correct dye techniques for various fibers. All dyes are supplied.

Enrollment limited to 10; ages 16 and up

D761W18 Thursday, April 12

(1 class) 10 a.m. - 3:30 p.m.

\$68 Members / \$75 Non-members

ALTERED PAPERS AND COLLAGE

Patty Carmody Smith

Skill level: ALL

Transform magazine pages into stunning papers for your mixed-media paintings and collages, or as inspirational studies for larger works. You will learn to alter papers with sandpaper and household cleaners and how to enhance them with acrylic paints. We will create some small collages on paper and canvas-covered board and discuss adhesives and substrates. Bring an 11 x 14-inch or smaller canvas panel, scissors, an assortment of paint brushes and some National Geographic magazines. All other materials provided.

Enrollment limited to 12; ages 16 and up

D876W18 Friday, April 13

(1 class) 9:30 a.m. - 4 p.m.

\$85 Members / \$93 Non-members

BEGINNING BOTANICALS

Suz Galloway

Skill level: ALL

This two-day workshop will introduce you to the art of seeing a botanical subject and developing painting skills to translate that vision two-dimensionally. You will explore value, texture and composition using watercolors by painting a blueberry branch. Lots of samples, demos and encouragement will help you achieve a realistic and botanically correct finished product. You'll need basic watercolor and drawing experience, patience and the desire to learn this compelling art form. Request a materials list from the Registrar.

Enrollment limited to 12; ages 16 and up

D442W18 Saturdays, April 14 & 21

(2 classes) 9:30 a.m. - 3 p.m.

\$130 Members / \$117 Non-members

BOTANICAL REFRESHER: SEEING DETAILS, COMPOSITION AND VALUE

Suz Galloway

Skill level: I, AD



Refresh and expand your botanical skills with these three workshops designed to help you see, evaluate and depict compelling and accurate botanical subjects. In *Seeing Details* you will receive a sample botanical subject and draw a 1-inch x 1-inch depiction with an eye on accuracy. In *Composition*, you will review examples of good and poor botanical composition and then create a compelling composition of your own. In *Value*, you will look at botanical art samples that have both good and poor depictions of value. Then you will be given a challenging subject to evaluate and reproduce. Designed for experienced botanical students. Bring your regular botanical supplies.

Enrollment limited to 13; ages 16 and up

D448W18-A SEEING DETAILS

Tuesday, April 17

(1 class) 9:30 a.m. - 12:30 p.m.

\$35 Members / \$39 Non-members

D448W18-B COMPOSITION

Wednesday, April 18

(1 class) 9:30 a.m. - 12:30 p.m.

\$35 Members / \$39 Non-members

D448W18-C VALUE

Thursday, April 19

(1 class) 9:30 a.m. - 12:30 p.m.

\$35 Members / \$39 Non-members

EASY WATERCOLOR LANDSCAPE TECHNIQUES

Georgia Kandiko

Skill level: ALL



Learn landscape techniques that are surprisingly easy and very effective at depicting trees, shrubs, hills, rocks, mountains, clouds, sunlight and sky. We will combine effects to create unique and original landscapes. Bring your watercolor supplies and Arches 140 lb. cold press paper.

Enrollment limited to 12; ages 16 and up

E417W18 Monday, April 23

(1 class) 9:30 a.m. - 3:30 p.m.

\$64 Members / \$71 Non-members

JOY OF FELTING: SLIPPERS
Leslie Granbeck
Skill level: ALL



Cozy and warm felted slippers are perfect for the cabin or home. Learn to layer colorful wool fibers over a custom pattern made from your own feet. Then explore traditional wet felting techniques and transform the fibers into durable felted slippers. You can even make them reversible! Some physical stamina is needed. **Bring from home:** 2-3 hand towels, 2 old bath towels, pair of flip-flops or similar to wear between “fittings,” and a plastic bag to carry home wet items. All other materials included. Apron recommended.

Enrollment limited to 10; ages 16 and up

E778W18 Thursday, April 26
(1 class) 9 a.m. - 5 p.m.
\$126 Members / \$136 Non-members

GET ABSTRACT WITH WATERCOLORS!
Georgia Kandiko
Skill level: ALL



Explore abstract art with watercolor paints. Start by creating black, white, and gray value studies paying attention to the principles and elements of design. Then work intuitively making colorful underpaintings with lots of texture. Finally combine these pieces confidently for an abstract painting with a strong composition. Bring your watercolor supplies and Arches 140 lb. cold press paper.

Enrollment limited to 12; ages 16 and up

E486W18 Monday, April 30
(1 class) 9:30 a.m. - 3:30 p.m.
\$64 Members / \$71 Non-members

FINISH IT! OILS AND ACRYLICS
Tracie Thompson
Skill level: ALL

Do you have paintings that are 50-90% complete that you just haven’t finished? Maybe you haven’t set aside the time. Perhaps there is a compositional problem that keeps gnawing at you. In this workshop, you will bring two to five incomplete oil or acrylic works, get feedback, and put on the finishing touches. The instructor will help you identify and fix areas that are troublesome and match colors as needed. Bring your regular painting supplies. If you were working from a photo, bring the original photo as well.

Enrollment limited to 12; ages 16 and up

E392W18 Friday, May 4
(1 class) 9:30 a.m. - 4 p.m.
\$70 Members / \$78 Non-members

CREATIVE IPHONE PHOTOGRAPHY BOOTCAMP
Eric Mueller
Skill level: B, AB

Learn to take amazing photos with your iPhone. You’ll explore photography basics such as lighting, composition, and storytelling along with the specific aesthetics of mobile photography. You’ll gain experience with easy-to-use apps for shooting and editing and get great tips for sharing your images on social media platforms. There will be a shooting assignment between the first and second week and an in-class review and sharing of work. No previous photography experience necessary, but you’ll need an iPhone for shooting, editing and sharing. Expect to spend an additional \$5-\$10 on iPhone apps.

Enrollment limited to 12; ages 16 and up

E676W18 Saturdays, May 5 & 12
(2 classes) 9:30 a.m. - 4 p.m.
\$170 Members / \$188 Non-members

RESCUE PAINTING FOR WATERCOLOR ARTISTS
Catherine Hearing
Skill level: ALL



Don’t give up on that painting yet. Find out how to rescue it. Sometimes you need a pair of trained eyes to help you see and fix a problem painting. In this class you will bring in unfinished paintings and learn to analyze issues and problem solve solutions. Don’t despair. Most paintings can be improved with a small amount of effort. Bring your regular watercolor supplies and two to four unfinished watercolor paintings.

Enrollment limited to 12; ages 16 and up

E491W18 Fridays, May 18 & 25
(2 classes) 9 a.m. - 12:30 p.m.
\$82 Members / \$91 Non-members

BAS-RELIEF COLLAGE WITH CREATIVE PAPERCLAY
Patty Carmody Smith
Skill level: ALL



Add texture to your collages with Creative Paperclay, an air-drying material that can be rolled, sculpted and textured. You’ll spend the morning creating a collage on a board or other firm substrate and then add relief elements in the afternoon. Final painting can be done at your leisure when the surface is dry. Demonstrations will include some paper making and collage techniques as well as how to create bas-relief elements. Request a materials list from the Registrar. Some materials included.

Enrollment limited to 12; ages 16 and up

E883W18 Friday, June 1
(1 class) 9:30 a.m. - 4 p.m.
\$80 Members / \$88 Non-members

PLEIN AIR PAINTING
Michele Combs
Skill level: AB, I, AD



Paint and capture the changing light outside and push yourself to paint quickly. Your landscapes will come alive and your studio skills will improve too. There will be an emphasis on recognizing critical elements and rapid capture techniques. You will challenge yourself, make discoveries and learn to love painting in an outdoor setting. We will meet at the Art Center and paint at nearby locations. Request a materials list from the Registrar.

Enrollment limited to 13; ages 16 and up

E495W18 Friday & Saturday, June 1 & 2
(2 classes) 9:30 a.m. - 4 p.m.
\$140 Members / \$156 Non-members

PAINTING LIKE MONET
Michèle Coppin
Skill level: ALL

Combine art history with art exploration as you learn about the Impressionist style by examining the work of Claude Monet. You’ll learn about Monet’s approaches to color, light and brushwork as you create your own Monet-inspired piece. Bring painting supplies in the medium of your choice (oils, acrylics or pastels) and a painting surface.

Enrollment limited to 15; ages 16 and up

E462W18 Saturday, June 2
(1 class) 9:30 a.m. - 4 p.m.
\$70 Members / \$78 Non-members

JOY OF FELTING: FLOWERS AND VINES
Leslie Granbeck
Skill level: ALL



Create colorful felted flowers and vines using wool fibers and a little soapy water. Make flowers with stems for a felted bouquet or use your floral designs on napkin rings to adorn packages or as beautiful felted jewelry. These pretty posies have a million uses. Bring from home: 2-3 old hand towels, an old bath towel, and a plastic bag to carry home wet items. Apron recommended.

Enrollment limited to 10; ages 16 and up

E779W18 Thursday, June 7
(1 class) 10 a.m. - 4 p.m.
\$90 Members / \$98 Non-members

REFLECTIONS IN WATERCOLOR
Catherine Hearing
Skill level: I, AD



This watercolor workshop explores how color and light intertwine when reflected off glass and a variety of metallic surfaces. By focusing on the initial drawing and masking of whites, you will learn how to portray realistic surfaces that shine. Lots of exercises, value and color studies, demonstrations and step-by-step painting instruction. Request a materials list from the Registrar.

Enrollment limited to 12; ages 16 and up

E436W18 Fridays, June 8 & 15
(2 classes) 9 a.m. - 3:30 p.m.
\$140 Members / \$156 Non-members

PORTRAIT DRAWING
Audrey Stommes
Skill level: ALL

Learn to capture a person’s unique presence. You will be guided through sketches, studies and a developed portrait as you explore the anatomy of the face with a focus on the person’s essence and expression. You will explore the difference between drawing from life (self-portrait) and a photo. Bring a photo of a person you want to draw, graphite pencil, sharpener, eraser, charcoal, sketchbook and two large pieces of 11x14-inch paper. Drawing or painting experience helpful but not required.

Enrollment limited to 11; ages 16 and up

E411W18 Saturday, June 9
(1 class) 9:30 a.m. - 4 p.m.
\$70 Members / \$78 Non-members



Untitled bas-relief by Patty Carmody Smith

MULTIGENERATIONAL WORKSHOPS

STONE CARVING
ADVENTURE
Frank Picos / Skill level: ALL

In this multigenerational workshop, learn the techniques of a stone sculptor by carving, filing and sanding limestone blocks into artistic images. Projects may include freestanding sculptures, candleholders or bookends. These art pieces will last a lifetime. Must wear closed-toe shoes to class. The instructor is available following the class for questions or open studio time. Please note that arrival time to class is flexible.

Enrollment limited to 10;
ages 10 to adult

D15118 Tuesdays,
February 27 - March 20
(4 classes) 4:30 - 6:30 p.m.
\$104 Members /
\$114 Non-members

E15118 Tuesdays, April 24 - May 15
(4 classes) 4:30 - 6:30 p.m.
\$104 Members /
\$114 Non-members

GORGEOUS GLASS
LANDSCAPE, SPRING
TRINKETS AND MOSAIC
Diane Petron / Skill level: ALL

In these multigenerational workshops, learn the basics of glass fusing and then apply your new found glass skills in the landscape, spring trinkets or mosaic workshop. In *Gorgeous Glass Landscape* create a fused glass dimensional landscape. In *Gorgeous Glass Spring Trinkets* design beautiful glass trinkets for yourself, family, and friends. In *Gorgeous Glass Mosaic* create mosaic fused glass plates, tiles or wall hangings without the messy grout! Appropriate for beginners or experienced fusers, this class will focus primarily on color, layout and design. Completed projects will be ready for pickup in two to three weeks after being fired in a kiln by the instructor.

Enrollment limited to 12;
ages 10 to adult

D054W18 LANDSCAPES
Saturdays, March 10 & 24
(2 classes) 1 - 3:30 p.m.
\$99 Members /
\$107 Non-members

E052W18 SPRING TRINKETS
Saturday, May 12
(1 class) 1 - 3:30 p.m.
\$50 Members /
\$54 Non-members

E053W18 MOSAICS
Saturday, May 19
(1 class) 1 - 3:30 p.m.
\$50 Members /
\$54 Non-members

EARTH DAY BOOK ARTS
Jenny Stice
Skill level: ALL

In this multigenerational class, create a whimsical upcycled paper journal with a sewn binding. Assemble a journal from cover to cover with handy bookmakers’ tools like awls, needle and thread, and bone folders. Your covers will be decorated with upcycled papers, including wallpaper pattern samples, making this the perfect eco-friendly project in honor of Earth Day.

Enrollment limited to 12;
ages 7 to adult

D058W18 Saturday, April 21
(1 class) 10 a.m. - Noon
\$26 Members /
\$29 Non-members

SPRING
NATURE PRINTS
Genie Castro
Skill level: ALL

In this multigenerational monotype printmaking workshop, our inspiration and subject matter comes from nature. Leaves, flower petals and grasses collected from our backyards will be made into our very own nature prints. Learn how to apply ink to make direct prints, and properly use rubbing tools to make soft leaf impressions. Your colorful, eye-catching nature prints will celebrate the springtime!

Enrollment limited to 12;
ages 8 to adult

E019W18 Saturday, May 19
(1 class) 9:30 a.m. - Noon
\$34 Members /
\$37 Non-members

WORKSHOPS FOR FAMILIES

Fun and unique intergenerational activities for children and adults to enjoy and make memories together! Prices are per person and include all the materials needed to complete a project. Adults must be accompanied by a child and children must be accompanied by an adult. That’s what makes it special!

CLAY FAIRY GARDEN
Krissy Catt
Skill level: ALL

In this family workshop you will make a fanciful fairy garden complete with a fairy house, pond, and a walking path. Some fairies live in toadstool mushrooms; others live in twig forts. Our fairy homes will be crafted out of clay that looks just like a real mushroom or branch. You will handbuild and sculpt flora and fauna like turtles and trees around your fairy garden. Then, decorate and paint your pottery with a colorful slip. Because of the bisque and glaze firing process, projects will be ready for pickup three weeks after the class.

Enrollment limited to 16; ages 5 to adult.
Prices are per person.

D071W18 Saturday, March 17
(1 class) 10 a.m. - Noon
\$36 Members / \$39 Non-members

CLAY FLOWER POT
Krissy Catt
Skill level: ALL

This family workshop is for everyone who loves a garden. Create a flower pot that will be perfect for your favorite flower or plant. You will learn handbuilding techniques to build your pot, and then decorate and personalize it to make it your own. You will paint your pottery with a colorful slip to finish. Because of the bisque and glaze firing process, projects will be ready for pickup three weeks after the class.

Enrollment limited to 16; ages 5 to adult.
Prices are per person.

E061W18 Saturday, April 28
(1 class) 10 a.m. - Noon
\$36 Members / \$39 Non-members



Sailing the Glassy Sea by Artist-Instructor Diane Petron

CHILDREN AND TEENS

YOUTH DRAWING STUDIO
Dorothy Odland
Skill level: ALL

Learning to draw is learning to see. Young artists are encouraged to follow their natural inclinations sketching still lifes, gallery artwork and/or self-portraits with the guidance of a seasoned professional artist. This is an experiential, open studio class that offers personal, 1:1 feedback and encouragement. Bring a 14 x 17-inch sketchbook, 2B drawing pencils and a Pink Pearl eraser to the first class.

Enrollment limited to 16; ages 6 to 10

D47318 Saturdays, March 3 - April 7
(5 classes) 9:30 -11 a.m.
No class on March 31
\$73 Members / \$81 Non-members

E47318 Saturdays, April 28 - June 9
(6 classes) 9:30 -11 a.m.
No class on May 26
\$87 Members / \$97 Non-members

TWEEN DRAWING STUDIO
Dorothy Odland
Skill level: ALL

Learning to draw is learning to see. Young artists are encouraged to follow their natural inclinations sketching still lifes, gallery artwork and/or self-portraits with the guidance of a seasoned professional artist. This is an experiential, studio style class that offers personal, 1:1 feedback and encouragement. Bring a 14 x 17-inch sketchbook, 2B drawing pencils and a Pink Pearl eraser to the first class.

Enrollment limited to 16; ages 11 to 16

D47718 Saturdays, March 3 - April 7
(5 classes) 11 a.m. - 1 p.m.
No class on March 31
\$97 Members / \$108 Non-members

E47718 Saturdays, April 28 - June 9
(6 classes) 11 a.m. - 1 p.m.
No class on May 26
\$117 Members / \$130 Non-members

BED & BREAKFAST FOR BIRDS (CLAY)
Geneviève Chamberland
Skill level: ALL

Let’s make an attractive 5 star B&B for our bird friends. Learn how to sculpt and build your birdhouse from clay, adding special features to give your B&B some pizzazz. Create fun architectural elements like a textured roof, stamped designs around the doorway and a front perch to welcome your guests. Completed projects will be ready for pickup two weeks after being fired in the kiln by the instructor.

Enrollment limited to 15; ages 7 to 15

D137W18 Saturdays, March 3 & 10
(2 classes) 9:30 -11:30 a.m.
\$64 Members / \$71 Non-members

PAINTING BASICS
Carly Gernbacher
Skill level: ALL

This class introduces children to basic color theory, brush handling, color mixing and specific painting techniques. Taking inspiration from famous artists, children will learn to use watercolor, tempera and acrylic paints, on a variety of projects. This is a fun class that sparks children’s imaginations and fosters artistic development.

Enrollment limited to 16; ages 6 to 12

D19718 Saturdays, March 3 - 24
(4 classes) 9:30 -11 a.m.
\$64 Members / \$71 Non-members

ILLUSTRATOR STUDIO
Stephanie Frey
Skill level: ALL

For everyone who likes telling stories visually, this class is for you. You’ll hone your drawing skills as you develop character sketches and background settings. Illustrations may be based on your own stories, or those from well-known fairy tales or books. Sample projects include illustrating what comes next after our favorite fairytale’s “happily ever after” ending, or collaborating on a zine filled with original images.

Enrollment limited to 16; ages 7 to 12

D19218 Saturdays, March 3 - 24
(4 classes) 11 a.m. - 1 p.m.
\$82 Members / \$91 Non-members

PHOTOGRAPHY FUN: STILL LIFE
David Coats
Skill level: B, AB

Sharpen your digital photography skills with tips and techniques on finding a point of interest and effective framing. You’ll learn how to express your unique perspective. Get comfortable with your camera’s functions as you compose a still life photograph using everyday objects to convey an emotion or idea. Participants are welcome to bring in objects from home that have meaning to them. Bring a digital camera, memory card and your camera manual.

Enrollment limited to 12; ages 13 to 15

D247W18 Saturday, March 17
(1 class) 9 a.m. - Noon
\$42 Members / \$47 Non-members

MIXED-MEDIA MONET
Stephanie Frey
Skill level: ALL

French Impressionist artist Claude Monet (1840-1926) created hundreds of paintings of his garden, particularly the water lilies in the changing light. In this mixed-media class, you’ll capture the fleeting moment of sunlight reflecting on water. Learn new watercolor painting techniques as you create 3D water lilies and plants made of paper, paint, and collage materials.

Enrollment limited to 16; ages 7 to 12

D194W18 Saturday, April 7
(1 class) 1:30 - 3:30 p.m.
\$26 Members / \$29 Non-members

IPHONE PHOTOGRAPHY FOR HIGH SCHOOL STUDENTS
Eric Mueller
Skill level: ALL

Learn how to take amazing photos with your iPhone. On the first day you will learn the specific aesthetics of mobile photography, and how to make images that will attract attention on social media. You’ll also find out how to work with different apps for shooting and editing and tips for sharing your images. On the second day, we will review assigned work and learn from each other in a positive, open environment. No previous photography experience required, but you’ll need an iPhone for shooting, editing, and sharing. Bring a lunch for the half-hour break. (Expect to spend an additional \$5-\$10 for iPhone apps.)

Enrollment limited to 12; ages 10th through 12th Grades

D24818 Saturdays, April 14 & 21
(2 classes) 9:30 a.m. - 4 p.m.
\$167 Members / \$185 Non-members

ABSTRACT RELIEF PRINTS
Genie Castro
Skill level: ALL

This is an experiential workshop that introduces relief printmaking in an Abstract style. First you’ll carve a drawing onto print foam, exploring line, shape and pattern. Then you’ll prepare your artist palette by mixing up a variety of water-based ink colors. Learn how to best apply ink and transfer your abstract designs onto paper. You’ll enjoy the surprising results of print transfers and take home some colorful hand-made prints.

Enrollment limited to 12; ages 8 to 15

E127W18 Saturday, April 28
(1 class) 9:30 a.m. - Noon
\$34 Members / \$37 Non-members

PAINTING BASICS: 20TH CENTURY
Virginia Buck
Skill level: ALL

You will take an art history whirlwind tour through 1900s Europe and America to study famous art movements like Expressionism, Color Field and Pop Art. You will explore the color, brushwork and subject matter of famous paintings from each movement, then pick up a brush and create your own painting masterpieces! Let’s expressively paint in vivid color, dream and imagine new worlds, and celebrate everyday popular culture together. Class will use water-based paints like acrylics and watercolors.

Enrollment limited to 16; ages 6 to 12

E19718 Saturdays, April 28 - June 9
(6 classes) 9:30 -11 a.m.
No class on May 26
\$97 Members / \$105 Non-members

PHOTOGRAPHY FUN: PORTRAITS
Alan Shefland
Skill level: B, AB

Sharpen your digital photography skills with tips and techniques on finding a point of interest and effective framing. You’ll learn how to express your unique perspective. Get comfortable with your camera’s functions and explore design elements taking single light portrait photos. Bring a digital camera, memory card and your camera manual.

Enrollment limited to 12; ages 13 to 15

E247W18 Saturday, May 5
(1 class) 9 a.m. - Noon
\$42 Members / \$47 Non-members

RAINBOW BUG ART
Stephanie Frey
Skill level: ALL

Rainbows are found in the sky and across the earth if you look very closely. You might even be surprised at the rainbow-colored wings and bodies found on the smallest of creatures: insects. In this mixed-media class, you will mix the bright color variations of these iridescent bugs. This class will include drawing activities and working on a 3-dimensional air dry clay rainbow bug sculpture.

Enrollment limited to 12; ages 5 to 7

E198W18 Saturday, May 19
(1 class) 9:30 -11 a.m.
\$21 Members / \$23 Non-members

SPRING MIX: FIBER & PAINT
Jenny Stice
Skill level: ALL

Create acrylic paintings celebrating the new growth on trees and in gardens. You’ll get a refresher on handling brushes and color mixing to achieve vivid color combinations. Next, you will add fiber touches to your piece using yarn or wool roving. The yarn will add a geometric overlay that will bring your spring painting to life.

Enrollment limited to 16; ages 9 to 13

E069W18 Saturday, June 2
(1 class) 11 a.m. - 1 p.m.
\$26 Members / \$29 Non-members

SAMPLER SATURDAY: KIDS ART EXPLORATION
Art Center Faculty
Skill level: ALL

In this fun sampler class, we will experiment with a variety of artistic media such as drawing, painting or printmaking. Participants will learn basic art techniques and terminology and have many opportunities to explore their own creative processes and interests.

Enrollment limited to 12; ages 6 to 12

DS10PM18 Saturday, April 14
(1 class) 1:30 - 3:30 p.m.
\$23 Members / \$25 Non-members



Spring 2018 Artist-Instructor Bios

Carl Beihl is a practicing artist and photographer and is truly a product of the Minnetonka Center for the Arts and its culture of artist development. Carl began his artist’s journey in the early 1970s, juggling Art Center classes with a business and consulting career. For more than 10 years, he has been a fulltime visual artist with an emphasis in photography, ceramics and painting.

Traudi Bestler trained at the Weavers Guild of Minnesota, the Weaving School and Sievers School of Fiber Arts. She has been a teacher of weaving, dyeing and fiber arts for more than 20 years. Traudi has also been a workshop presenter at the annual Minnesota Weaving Federation and schools and guilds around the country.

Robert Bowman is a ceramics artist with a studio art degree from St. Olaf College. In addition to teaching clay classes since 1997, he is the Exhibits Director and Retail Manager for the Minnetonka Center for the Arts.

Virginia Buck holds an art history degree from Hamline University. Her paintings and drawings have been in several exhibitions, including a drawing at the Minneapolis Institute of Art. Virginia has taught Summer Arts Camp classes at the Art Center for a number of years, providing fundamental techniques and genres within a historical context and perspective.

Jerry Calengor has worked as a gallery owner and studio painter for more than 40 years. His award-winning work has been exhibited throughout the Midwest, including a solo exhibit at the Minneapolis Institute of Art. Jerry has also enjoyed a year painting in Barbizon, France, home of the Impressionists.

Genie Castro is a fashion and print designer, artist and curator who studied under painter Hananiah Harari at the Art Students League of New York. Genie curates and co-curates art shows at various Twin Cities venues. She has been involved in community art enrichment programs such as Art Adventure with Minneapolis Institute of Arts and Willow River Elementary Annual Art Show in Hudson, WI.

Krissy Catt has been building her career in clay, with a focus on handbuilding, for more than two decades, starting with a B.F.A. from the University of Minnesota. Beside her business, Catt Ceramics, Krissy works in the Edina Schools and with senior adults. Her whimsical figures (some more than five feet tall) are on display in the Art Resources Galleries in International Market Square and at the Galleria.

Geneviève Chamberland, a native of Québec, obtained her B.F.A. from the University of Minnesota with an emphasis in ceramics. Her clay journey was vastly influenced by a research project at the iconic porcelain manufacturer Sèvres-Citée de la Céramique in Paris. Juxtaposition of different mediums is exciting to Geneviève as she amplifies materials’ properties to enhance contrasts and create more complex visual conversations.

David Coats is a retired professional photographer whose 20-plus-year career was mostly spent photographing diverse objects for corporate clients. He began taking photography classes at MCFTA in January 2015 as a way to rediscover the joy of photography and plans to continue his photographer’s journey for as long as he can lift a camera.

Michele Combs is a plein air, impressionistic painter who studied classical realism at the Minnesota River School of Fine Art and with nationally recognized artists from throughout the U.S. Now a full-time visual artist, after a career in occupational therapy, Michele has been painting since 1995 and teaching since 2005.

Michèle Coppin is a Master Teaching Artist and painter exhibiting in the US and in her native Belgium. With a B.F.A. from the Rhode Island School of Design and an M.F.A. from Pratt Institute, Michèle has been an instructor for more than a decade, teaching at the college level as well as classes for teens, adults, seniors and underserved populations in a variety of settings.

Andy Evansen first gained recognition after winning an international competition through American Artist magazine in 2005. He served as President of the Minnesota Watercolor Society from 2004 – 2006. His paintings have won numerous awards, including the Bronze Medal of Honor at the 2012 American Watercolor Society Exhibition, the High Winds Medal at the 2015 AWS Exhibition, and the Painters Award in the Northwest Watercolor Society’s 2012 Waterworks Exhibition. Andy recently opened his own studio and gallery in Hastings, MN.

David Feinberg is a painter and an associate professor of drawing and painting at the University of Minnesota for the past forty-seven years. He is the director of the “Voice To Vision” documentary project, which helps Holocaust survivors and genocide survivors share their experiences through art. Feinberg received an undergraduate degree from Parsons School of Design, New York, a teaching degree from the State University of New York, New Paltz, and an M.F.A. in painting from Cranbrook Academy of Art, Michigan.

Stephanie Frey is an artist and elementary art teacher. She completed her B.F.A. in illustration at the College of Visual Arts in St. Paul and earned her teaching license through Augsburg University in Minneapolis. Her paintings and drawings often illustrate the simple moments of daily life. Stephanie has taught and volunteered at the Art Center since 2011.

Suz Galloway has been a teacher for more than 15 years. With a B.A. in studio art and art history from DePauw University, she has also studied at the University of Minnesota, Minneapolis College of Art and Design, and with nationally recognized artists. One of her works, May Apple, is included in the Eloise Butler Wildflower Garden Florilegium, a rare and extensive flora documentation that will be preserved for 100 years.

Carly Gernbacher has a B.A. in Art Education from the University of Wisconsin-Stout. Carly is an elementary school art teacher who teaches Summer Arts Camp classes and children’s multidisciplinary art classes from drawing to printmaking. As a school teacher, she is an avid supporter of youth arts education and she loves feeding children’s natural curiosity.

Karen Graham began blowing glass in 1997. She was later drawn to kiln-formed glass when she discovered Higuchi’s pâte de verre (paste of glass) at the Corning Museum where she attended workshops on fusing and casting glass. Her study of handbuilt pottery in college influences her style and the appeal of architectural lines is a foundation for her work. Her work has been shown at Grand Hand Gallery in St. Paul and in Art-a-Whirl in Minneapolis.

Leslie Granbeck is a feltmaker and instructor living in Minneapolis. Leslie has been sharing her knowledge of fibers and their magical transformation into felt since 2006. She teaches traditional wet felting, nuno felting, needle felting, and her favorite – three-dimensional seamless felting. Her classes are full of color, creativity and adventure. They also include a free workout as felt-making is a “physical art”. When not teaching, you’ll find Leslie in her home studio working on new fiber projects. Visit www.fiberenvy.net.

Kristin Grevich studied fine art at the University of Minnesota-Mankato before embarking on careers in equestrian disciplines and later real estate. Returning to her love of painting in 2003, she has studied in the U.S., Europe, China and Tibet with national working artists. She has exhibited widely, received many awards, and was the cover and featured artist in the October 2013 issue of Minnesota Women’s Press and Western Art Collector. Originally a student of beloved MCFTA instructor Reid Galey, she is excited to return and continue his fun and engaging approach to teaching the impressionist style painting.

Anne Groton earned her B.S. degree in interior design from Colorado State University. The same design concepts she learned in school and applied to her work as a retail store designer are the pool she draws from in her photography. In her class for adults and camp session for teens, she shares the limitless possibility of using a design mind in photography. Anne shows her work in juried shows, public galleries and licenses her images.

Linda Seebauer Hansen holds an M.F.A. in metal-smithing from the University of Wisconsin-Madison and B.A. from the University of Wisconsin-La Crosse. She has headed the art metals department at the Worcester Center for Crafts in Massachusetts, where she received the Barrett Morgan Award for exemplary leadership and teaching. Linda came to Minnesota in 2007 to direct an education program for the Weavers Guild of Minnesota. In addition, she has taught at Milwaukee Area Technical College, University of Wisconsin-Madison and -Whitewater, and St. Catherine University. She has a studio and teaches at Quench Jewelry Arts, plus travels to regional art centers and international craft schools to teach workshops.

Catherine Harding is a self-taught artist with a B.A. in zoology and botany from the University of Montana and more than 40 years of experience in watercolor painting. With a home studio in Lake Elmo, Minnesota, Catherine has been teaching classes and workshops in basic watercolor technique, landscape painting, color theory and composition since 2004. She is a signature member of the Transparent Watercolor Society of America and past president and signature member of the Minnesota Watercolor Society.

Bryan Holland has worked professionally as an artist, a graphic artist, and a college professor. His work has been shown in numerous exhibitions, from solo to regional and national juried and invitational exhibitions. He is influenced by graphic design, vintage art, painting, photography, mythology, science and philosophy.

Sonja Hutchinson is a Signature Member and President of the Minnesota Watercolor Society and has been painting in watercolor since 2001. She has studied with many established watercolor artists and has frequently exhibited in juried shows and received honors for her work. Her artwork employs both traditional and non-traditional watercolor techniques. To her, the watercolor medium is simultaneously challenging and enchanting, where spontaneity and intention collide.

Georgia Kandiko is an award-winning artist and instructor. She has attained Signature Status with the Minnesota Watercolor Society and Red River Watercolor Society, frequently displaying and earning honors in their annual shows. Georgia is also an award-winning member of Artists of Minnesota and participates in several national watercolor societies. Her work is featured in public and private collections.

Cynthia Kath, a pastel artist with a B.A. in fine art, is currently working on her Master of Liberal Studies at the University of Minnesota in fine art, architecture and horticulture. She has also studied at Parsons School of Design in Paris, as well as privately with renowned oil and pastel artists. Cynthia teaches at numerous venues, exhibits her work locally and internationally and is very involved with The Village Gallery in Lahaina, Hawaii.

Abbey Kleinert is a Twin Cities based printmaker and graphic designer. She is an M.F.A. graduate of the University of Minnesota College of Design, a student of the Minnesota School of Botanical Art, and was artist in residence at Loring Park this past summer. Abbey has shown her work around the U.S. and internationally. She is a faculty member at the University of Minnesota and Century College.

Bonnie Lauber-Westover holds a bachelor’s degree in studio art from the University of Iowa and master’s degree in studio art from Illinois State University. She has taught in the Minneapolis area for 25 years at schools, colleges and art style. She has exhibited widely, juried many art competitions and been a visiting artist at many art centers and schools. Bonnie enjoys seeing former students who now exhibit, maintain studios, and work as artists!

Laurie Lausen is an avid rug hooker whose fiber journey has taken many paths. She began designing and hooking rugs in the early 1970s while still in school and in the 1980s founded L.J. Fibers, a Minneapolis-based studio, gallery and retail shop now known as the Woolly Red Rug. Laurie has been listed in the Directory of Traditional American Crafts as one of “America’s Best” since 2009. Many national publications have featured her work and published articles she’s written.

Susan Lyman worked as an art director in major advertising agencies and has been involved in the Minnetonka Center for the Arts for more than 15 years. Her sculpture work is primarily figurative and often life-sized. As a teacher she enjoys nurturing her students to develop their stone sculpting skills. Susan holds a B.A. in studio art, with a minor in anthropology from the University of Minnesota.

Kristine MacDonald is a lifelong student of calligraphy, studying with nationally recognized teachers, attending national conferences and as a juried member of the Colleagues of Calligraphy. Kris has demonstrated and taught calligraphy for more than 20 years with the Minnesota Renaissance Festival, Hopkins Community Education and the Minnesota Center for Book Arts.

Ernest Miller is a potter and ceramic artist working in Minneapolis, MN. He can be found at local art centers teaching classes at the Minnetonka Center for the Arts in Wayzata, MN and Fired Up Studios in Golden Valley, MN. His ceramics career has been built through showing work in various regional and national art fairs including the Uptown Art Fair in Minneapolis and the Smithsonian Craft Show in Washington, DC. Representation of his work can be found at The Grand Hand Gallery in St. Paul, MN and Schaller Gallery in Saint Joseph, MI. Ernest credits the experiences of a formal education receiving an associate’s degree from Olney Central College in Olney, IL and a Bachelor of Arts degree from Eastern Illinois University in Charleston, IL as foundation for his ceramics career.

Eric Mueller is an artist and freelance photographer who has also worked as a filmmaker and producer in the Twin Cities for the past 25 years. With a B.A. from Carleton College and M.A. in Film Production Studies from the University of Iowa, Eric teaches iPhone photography online for iPhonePhotographySchool.com and locally for FilmNorth (formerly IFP Minnesota). His work has been exhibited nationally, and he was featured on TPT’s MNOriginal. He has about 50,000 followers on Instagram.

Holly Nelson is an experienced artist and teacher. Her award-winning drawings and paintings have been exhibited in more than 50 solo and group exhibitions throughout the Midwest. With a B.F.A. from the University of Minnesota, she has taught art in many venues including community art centers, public schools, the Minneapolis Institute of Arts as well as health care settings such as the Hennepin County Medical Center.

Judd Nelson has been creating welded and forged animal sculptures since he was 17 and completed his formal training at the University of Minnesota. He has taught at the Minneapolis Institute of Arts as well as in Native American and public schools around the country. Judd also worked in a number of capacities on *Hometown*, a National Public Television show.

Dorothy Odland holds both a B.F.A. and M.F.A. from the University of Minnesota. Through her career she has been an exhibitor, award winner, juror and gallery lecturer for 22 years at Walker Art Center. She is also a founding member and mentor with the Women’s Art Resources of Minnesota (the WARM). Her work is found in many corporate and private collections.

Curt Paulsen is a retired professor, consultant, therapist and radio program producer. Over time he has made an observation regarding himself: He knows less and less for certain and, therefore, delights in learning from many venues, not least of all books and careful, respectful listening to others.

Lee Persell is the Ceramics Studio Manager for the Minnetonka Center for the Arts. She exhibits in shows and galleries throughout the Midwest and has taught at the Minnetonka Center for the Arts since 1997.

Diane Petron’s enthusiasm for all things creative began as a youngster. Nearly 20 years ago, she discovered the Minnetonka Center for the Arts and began taking classes in pottery and, later, fused glass. Though her B.A. is in Music Education, Diane has discovered that she enjoys teaching visual art much more than teaching music.

Frank Picos is a Sculpture Studio Assistant, Artist-Instructor and student at the Minnetonka Center for the Arts with a focus on stone carving. He is a member of the Society of Minnesota Sculptors. As a part-time artist with a career in construction, Frank holds an Associate in Applied Science (A.A.S.) degree in construction technology from New York City Community College.

Jodi Reeb has been creating art for more than 25 years. With a B.F.A. from the Minneapolis College of Art and Design, she has been the recipient of numerous awards. Her mixed media work has been widely exhibited and may be found in private and corporate collections nationally. A talented teacher, Jodi has taught at the college level and at community art centers.

William Reynolds has worked as a professional illustrator and designer since 1981 producing work for national and international clients and advertising agencies. With a B.F.A. from the Minneapolis College of Art and Design and M.A. in education from St. Catherine University in St. Paul, William taught at the Art Institutes International Minnesota for more than 10 years.

Ellen Richman is a well-recognized contemporary abstract painter. With a B.F.A. from the University of Minnesota, Ellen’s award-winning paintings have been widely exhibited. Her work is found in collections throughout the U.S. and Mexico and is currently represented by Circa Gallery in Minneapolis and Thomas Masters Gallery in Chicago.

Danny Saathoff is a full-time artist and instructor who splits his time between sculptural art and jewelry design, believing that the two art forms directly influence one another. He has been featured on TPT’s MNOriginal and participated in the Walker Art Invitational jewelry artist showcase on multiple occasions. He teaches at Carleton College and is the vice president of the newly-formed Minnesota Jewelry Arts Guild.

Alan Shefland began his artist’s journey young, taking photos of his neighborhood and its residents, selling a few to cover costs. He honed his visual skills becoming a Hollywood film editor working on TV commercials, shows and features, including many award-winning shows. After moving to Minnesota, he became a student then Artist-Instructor at the Minnetonka Center for the Arts where he has often exhibited his photography.

Patty Carmody Smith has a degree in art from the University of Wisconsin-River Falls and has shown her fiber and mixed media sculpture regionally since 1995. Patty loves the creative process and the role it plays in living a creative life. She has developed a unique sculptural technique that utilizes lightweight air-drying materials.

Craig Snyder was bitten by the metal bug during a class at MCFTA and has since taken the leap into creating sculptural public art and commissions. His work appears in shows throughout the country. He works mostly with steel, but also mixes in stainless steel, brass, copper, aluminum, stone, ceramic and wood into his sculptures. He has a degree in Ecological Sculpture from Vesper Atelier and enjoys meeting and hanging out with fellow sculptors (new and experienced) whenever he can.

Jenny Stice graduated from the Minneapolis College of Art and Design with a degree in Sculpture. Due to a split training of Environmental Education and Fiber Arts, Jenny’s artwork often takes shape as her current ecosystem of study. Her main format of creation is crocheting, though she has formal training in sewing and felting. Her artwork is displayed privately in Minnesota and with gallery representation in Lexington, Kentucky.

Audrey Stommes has an M.F.A. in painting and drawing from the University of Nebraska-Lincoln. She has taught there and at University of Wisconsin- Stout and the Lux Center for the Arts in Lincoln, Nebraska. She was an artist-in-residence at the New York Center for the Arts and Media Studies and the Vermont Studio Center. Her work is exhibited nationally, internationally and in solo exhibitions.

Tracie Thompson specializes in oils, murals, animal portraits and mixed-media work that taps into the life beneath the observable surface. With a B.F.A. from the University of South Florida-College of Fine Arts in Tampa, Tracie has exhibited in solo and multi-artist shows around the Twin Cities and in Florida and has experience teaching at community art centers.

If a class description lists “Art Center Faculty,” it means that as this catalog went to print, an instructor had not yet been assigned. Please check the class description on the website or call the Registrar for more current information.

Registering for Classes

Once you've found the classes or workshops that interest you, reserve your spot by registering and paying as soon as possible, as some fill up quickly. Please register one week before class starts.

Register in the way that is most convenient for you:

- Online at minnetonkaarts.org/classes.*
- Stop by or call the Registrar at 952.473.7361, x. 160. Make sure to have the class number, title and payment ready. (Registrations made by phone must be paid by credit card.)
- Complete the Registration Form below and mail it to Minnetonka Center for the Arts, 2240 North Shore Drive, Wayzata, MN 55391.
- Fax completed registration form to 952.473.7363 or registration@minnetonkaarts.org.

Please note that class spots cannot be held without full payment.

If a class is cancelled due to insufficient enrollment, the Art Center will contact students by phone or email prior to the first class date. Students have the option to transfer into another class or receive a full refund.

If you have any questions, please call the Registrar at 952.473.7361, x. 160.

DISCOUNTS AND TUITION ASSISTANCE

Member Discount

Being a member of the Minnetonka Center for the Arts saves 10 percent on every class and workshop for twelve months. An annual household membership is \$60 and can be purchased at the time of registration immediately applying the discount to that registration.

Early Registration Discount *

Students currently enrolled in a class may earn a one-time \$5 savings on a 4-week course or \$10 savings on a 5-week or longer course, if registrations are made for the subsequent session before the early registration deadline. This discount only applies on registrations for classes in the session immediately following the session in which you are currently enrolled.

New Student Discount *

Non-member students who have never previously taken a class at the Minnetonka Center for the Arts qualify for a 10 percent

discount on their first class. This is a one-time offer on tuition only and does not extend to materials, additional fees, Summer Arts Camp, birthday parties or subsidized classes. It cannot be combined with any other offer.

Tuition Assistance applications are available at the front desk or online at www.minnetonkaarts.org/classes. Applications are due three weeks prior to class start.

The Early Registration and New Student Discounts cannot be processed online. To claim these discounts, please register by visiting or calling the front desk at 952.473.7361, x. 160.

CANCELLATIONS

- The Art Center charges a \$5 administration fee for every registration cancellation or class transfer to cover administrative costs.
- Students canceling one week or more prior to the class start date will receive a 100 percent refund (minus the administration fee).
- Students canceling less than one week prior to the class start will receive a 50 percent refund (minus administration fee).
- If canceling on the day the class starts or later, there is no refund.
- If canceling a workshop registration less than one week prior to the workshop date, there is no refund.
- Transfers must be made more than one week prior to a class start date and are subject to the administration fee.
- Tuition is not prorated for missed classes or for students who register late. Make-up classes are available at the discretion of the instructor.
- Late registrations may be accepted after a class has begun if space is available and with the permission of the instructor.

MATERIALS

Materials fees and model fees not included in tuition must be paid with class registration.

The course description will indicate what materials are needed. If a materials list is not mentioned or provided before the start of class, bring the supplies you have or think you might need. Your instructor will tell you if additional materials are needed.

Photography students should bring their own camera.

Ceramics students supply their own tools and clay (which may be purchased in the Art Center shop). The average materials cost per session for beginners is about \$35. Firing and glazing fees are calculated by dimension and are paid at the front desk.

OPEN STUDIO POLICY

Studio privileges are available during regular building hours only to students who are currently enrolled in (and regularly attending) a class. Please see your instructor or call the Registrar for open studio hours.

CLASS SKILL LEVELS

To help students find classes with the right level of challenge, the classes in this catalog are noted with the following skill levels:

(B) Beginner: Student has no experience with the medium or needs fundamental knowledge of techniques and materials.

(AB) Advanced Beginner: Student needs more instruction or a refresher on fundamental techniques or help solving basic problems with the medium.

(I) Intermediate: Student has already completed several works in this medium and has begun exhibiting. Student is able to solve many problems independently, is developing design and composition skills and wants to try, or is experimenting with, a variety of techniques.

(AD) Advanced: Student is able to work independently and seeks critique from instructor or peers. Student has developed a style and can discuss the concept behind the work and has begun the process of creating a resume and portfolio.

(ALL) All Skill Levels: The class is open to students of all levels.

[CORE CLASS] A fundamental class that may be a good entry into a new medium.

The Art Center recommends that students in all disciplines take a drawing class at some point in their education.

Registration Form

Minnetonka Center for the Arts

Today's Date

Individual or Family Name _____

Address _____ City/State/Zip _____

Phone Number _____ Alternate Phone _____

Emergency Contact (Name, relationship, phone) _____

Student Email _____

Class No.	AM PM	Class or Workshop Title	Student Name	D.O.B (<18)	Model/New Student Mat. Fees	Tuition

METHOD OF PAYMENT

☐ Check # _____

☐ Visa ☐ Mastercard

Account # _____

Exp. Date _____

MEMBERSHIP STATUS Membership is encouraged but optional <input type="checkbox"/> Current Member <input type="checkbox"/> Non-member <input type="checkbox"/> New Member: <input type="checkbox"/> Basic \$60 (\$55 with senior discount) <input type="checkbox"/> Sponsor \$250 <input type="checkbox"/> Friend \$100 <input type="checkbox"/> Patron \$1,000		MODEL/NEW STUDENT MATERIAL FEES SUBTOTAL (OPTIONAL) MEMBERSHIP sub total MINUS DISCOUNTS OR SCHOLARSHIPS TOTAL		Date into RE (Office Use) REGISTRATION & CLASS FEES All fees must be paid in full when you register. We cannot reserve space without full payment. You may register by: Mail: 2240 North Shore Drive Wayzata, MN 55391 Phone: 952.473.7361, ext. 160 Fax: 952.473.7092	
--	--	--	--	--	--

Call 952.473.7361, x. 160

SCHOLARSHIPS

Tuition assistance is available thanks to contributions to scholarship funds to help make art education available to all children and adults. Please call the Registrar at 952.473.7361, x. 160, for information and an application.

Art Center Hours

September 5, 2017 – June 16, 2018

Monday	9 a.m. - 4 p.m.
Tuesday	9 a.m. - 9:30 p.m.
Wednesday	9 a.m. - 4 p.m.
Thursday	9 a.m. - 9:30 p.m.
Friday	9 a.m. - 4 p.m.
Saturday	9 a.m. - 4 p.m.
Sunday	closed

Art Center Café Hours

Mondays - Fridays 9 a.m. - 1:30 p.m.

The Art Center Café offers fresh baked goods and delicious lunch specials that change weekly. (Sorry, no take out.) To see the current menu, visit the Art Center Café webpage at minnetonkaARTS.org.

The Art Center is closed these dates in the 2017-18 academic year: November 23, December 24 – January 1*, May 28, July 4, and August 27 – September 3*

* Phone lines will be open M-F these weeks, excluding holidays, from 9 a.m. - 4 p.m. to take class registrations. There is no Open Studio when the Art Center is closed.

Weather closings will be posted on KARE, KSTP and WCCO television stations and websites.

Open Studio is a free benefit for currently registered students to continue artwork projects outside of class. Open Studio hours are posted by studio doors or available from the Studio Manager or Registrar.

The Registrar is available during Art Center hours to help with questions, class registrations, donations, membership and more. To speak with a Registrar, stop by the front desk or call 952.473.7361, x. 160.

OUR MISSION

In the belief that the visual arts are indispensable to a healthy community, it is the mission of the Minnetonka Center for the Arts to provide teaching excellence, quality exhibitions and cultural enrichment for people of all ages, interests and abilities.


Minnetonka Center for the Arts

2240 North Shore Drive
Wayzata, MN 55391-9347

minnetonkaARTS.org
952.473.7361, x. 160

Nonprofit
Organization
U.S. Postage
PAID
Minnetonka
Center for the Arts

This activity is made possible by the voters of Minnesota through a Minnesota State Arts Board Operating Support Grant, thanks to a legislative appropriation from the arts and cultural heritage fund, and a grant from Wells Fargo.



DIRECTIONS

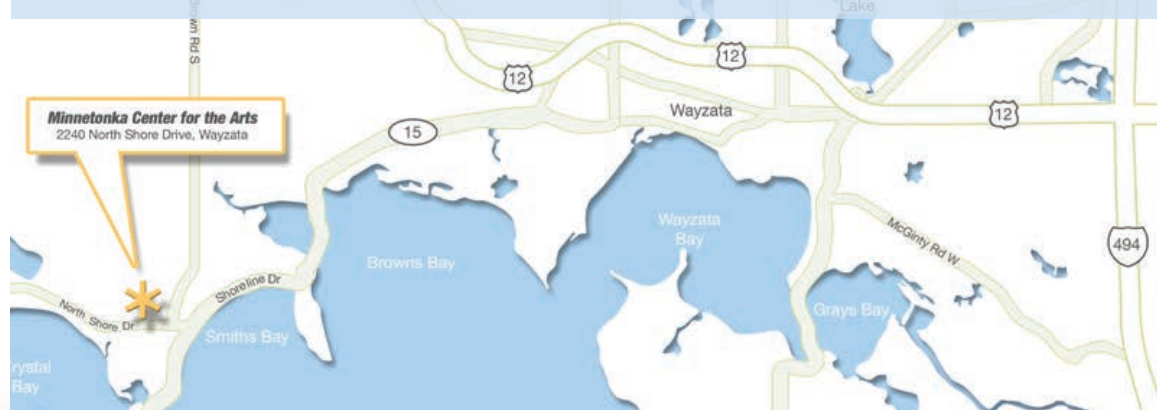
2240 North Shore Drive, Wayzata 55391-9347 (Enter complete address into GPS for accurate directions)

From the East 394 West to County Road 15 to North Shore Drive. (And from North & South via 494 to 394 West.)

From the West County Road 15 to North Shore Drive or County Road 11 W to County Road 15 to North Shore Drive.

From the North Brown Road to North Shore Drive or County Road 19 to County Road 151/North Shore Drive.

From the South MN41 to MN7 East to Country Road 19 North to County Road 15 to North Shore Drive.



VISUALLY SPEAKING/ SPRING 2018

Minnetonka Center for the Arts

Classes / Exhibits / Outreach

Visual arts education for all ages, interests and abilities

Visual arts classes in your backyard / PAGES 8 - 21

Exhibits and opening previews are free to the public / PAGE 2



Everyone is welcome at the Art Center!

Detail of For You the Viewer by Artist-Instructor Holly Nelson. Artist Spotlight on page 5.