

# VISUALLY SPEAKING/

F A L L  
2 0 1 8

## Minnetonka Center for the Arts

Classes / Exhibits / Outreach

Visual arts education for all ages, interests and abilities

Enjoy Fall season courses here at the Center / PAGES 8 - 21

Exhibits and opening previews  
are free and open to the public / PAGE 2

Get to know Artist-Instructor Michèle Coppin  
in the *Artist's Spotlight* / PAGE 5

Learn about MCFTA volunteer opportunities  
from Maryalice Brenk / PAGE 5

Class Registration Instructions / PAGE 23

### ESSENTIAL DATES

#### Art Center closed August 25 – September 3

Phone lines open for registrations  
See Building Hours page 23 for details

#### *The Realization of a Dream:*

#### *The Photographs of Edward Curtis*

September 4 – October 25

Reception on September 13, 6 – 8 p.m.

Free and open to the public

#### Fall I class session

September 4 – October 27

Please register by August 25  
Early registration discount ends August 11\*

#### Fall II class session

October 29 – December 22

Please register by October 20  
Early registration discount ends October 6\*

#### Arts of the Holidays Show & Sale

November 9 – December 22

Grand Opening, November 8, 6 – 9 p.m.

Free and open to the public

#### Winter class session

January 2 – February 23

Please register by December 22  
Early registration discount ends December 8\*

\* Discount for currently enrolled students to continue  
their artistic journey into the ensuing session

#### COVER IMAGE:

Detail of *Night Garden* by Artist-Instructor Michèle Coppin.  
Learn more about the artist in the *Artist Spotlight* on page 5.



# Exhibits Update

Original artwork is available for viewing and purchase at the Minnetonka Center for the Arts in the gallery, throughout the building and at the Ridgedale Center. Exhibits and opening receptions are free and open to the public. Our facility is fully accessible to ensure that the visual arts are available to everyone. To purchase artwork at the Art Center, see the Registrar at the front desk. To purchase artwork exhibited in the common areas of Ridgedale Center through the Partners in Art program, contact Bob Bowman at [bbowman@minnetonkaarts.org](mailto:bbowman@minnetonkaarts.org) or 952.473.7361, x. 170.

## **THE REALIZATION OF A DREAM: THE PHOTOGRAPHS OF EDWARD CURTIS**

**September 4 - October 25**

Reception, September 13, 6 - 8 p.m.

*Free and open to the public*

In celebration of the sesquicentennial of photographer Edward Curtis' birth, the Minnetonka Center for the Arts presents an exhibition highlighting his landmark body of work. Curated by leading Curtis scholar Christopher Cardozo, the exhibit features large-scale prints made from Curtis' negatives as well as original Curtis photographs. Curtis regarded his sitters as co-creators in this work; together they achieved a profound human record which speaks strongly to us today. Remarks by Mr. Cardozo at 7 p.m.

Learn more about this historic body of work by attending the following events (look for full descriptions in our "Lecture" and "Workshops for Adult" sections.)

## **THE REALIZATION OF A DREAM: THE PHOTOGRAPHS OF EDWARD CURTIS PRESENTATION BY CHRISTOPHER CARDOZO** **September 20, 7 - 9 p.m.**

The engaging and erudite Mr. Cardozo will discuss over sixty iconic Curtis images. Explore what the work can teach us today and why it has endured for over one hundred years.

## **THE POWER OF PHOTOGRAPHY: EXPLORING, EDUCATING, EMPOWERING, AND INSPIRING** **October 6, 1 - 3 p.m.**

Master Printer Peter Bernardy will introduce and discuss the photographic processes Curtis used to express and communicate his vision.

## **CARDOZO FINE ART PRINT STUDIO TOUR IN SAINT PAUL** **October 13, Time TBD**

Tour the studio with Christopher Cardozo and Peter Bernardy. Learn how they draw upon an archive of over three thousand original Curtis photographs to faithfully recreate a select group of Curtis' most iconic and sought-after images. This tour is limited to 20 participants.



*An Oasis in the Badlands - Sioux, 1905 by Edward Curtis.*



## **ARTS OF THE HOLIDAYS SHOW & SALE**

**November 9 - December 22**

Monday - Saturday 10 a.m. - 4 p.m.

Grand Opening, November 8, 6 - 9 p.m.

*Free and open to the public*

Our annual tradition brings new artists to discover and new collections of work by returning favorites. A gallery full of fine craft and art, selected for character and value, perfect for holiday giving. Over a hundred local artists make this event a holiday shopping must.

### CALL FOR ENTRIES

## **ARTS OF THE HOLIDAYS**

Please visit the Exhibits page at [minnetonkaARTS.org](http://minnetonkaARTS.org) to download the complete Call for Entries for the Arts of the Holidays Show and Sale. Entries due by September 16. All artwork must be for sale.

### CALL FOR ENTRIES

## **PARTNERS IN ART AT RIDGEDALE CENTER**

Please visit the Exhibits page at [minnetonkaARTS.org](http://minnetonkaARTS.org) to download the complete Call for Entries for the Partners in Art program. Media shown includes, but is not limited to sculpture, ceramics, textiles, painting, glass and photography. All artwork must be for sale.

CONTENTS

1	Essential Dates
2	Exhibits Update
3	Director's Note / Art Center News
4	Thank You Donors / Welcome Members
5	Artist Spotlight: Michèle Coppin / Volunteer Spotlight: Maryalice Brenk
6-7	Fall Classes at a Glance
8-21	Fall Class Descriptions
22	Artist-Instructor Bios
23	Registration Details
24	Art Center Hours / Mission / Directions

BOARD OF DIRECTORS As of the 3/15/2018 meeting

CHAIR	Jim Schwert
VICE CHAIR	Barbara McBurney
SECRETARY	Denise Leskinen
TREASURER	Lance Jeppson
MEMBERS AT LARGE	Cynthia Dyste Sarah Gibson Mary Larson Susan Lipscomb Terry Savidge Katie Searl
DIRECTOR EMERITUS	Laura H. Miles

ART CENTER STAFF

EXECUTIVE DIRECTOR	Roxanne Heaton, x. 150 rheaton@minnetonkaarts.org
CHILDREN & YOUTH PROGRAM DIRECTOR	Nicole Buchholz, x. 190 nbuchholz@minnetonkaarts.org
EXHIBITS DIRECTOR & RETAIL MANAGER	Robert Bowman, x. 170 bbowman@minnetonkaarts.org
MARKETING & COMMUNICATIONS DIRECTOR	Gregory Collins, x. 120 gcollins@minnetonkaarts.org
ADULT PROGRAM DIRECTOR	Mara Miller, x. 130 mmiller@minnetonkaarts.org
STAFF ACCOUNTANT	Irma Sullivan, x. 180 isullivan@minnetonkaarts.org
CERAMICS STUDIO MANAGER	Lee Persell, x. 140 lpersell@minnetonkaarts.org
KITCHEN STAFF	Chef Melinda Alves, x. 200 malves@minnetonkaarts.org Monica Brown, x. 200 mbrown@minnetonkaarts.org
EXECUTIVE ASSISTANT	Open, x. 100
REGISTRARS	Anicka Schanilec, x. 160 registration@minnetonkaarts.org
GUEST SERVICES	952.473.7361, x. 160 information@minnetonkaarts.org
VOLUNTEER OPPORTUNITIES	Maryalice Brenk mmbrenk@mchsi.com
WEBSITE	minnetonkaARTS.org
FACEBOOK	facebook.com/artcentered
TWITTER	@Mtkacenter4arts

# Director's Note

Dear Friends,

Welcome to a new academic and fiscal year! Fall brings a resurgence of energy to all of our programs. We hope you'll be part of it and experience our nonprofit mission of visual arts in the community. Take a class, visit the gallery and Art Center Café, and please consider supporting the Art Center with a membership and a donation.

Thanks to everyone who attended our spring fundraiser. *Art 4 Breakfast* was a wonderful event held May 31st at the Metropolitan Ballroom. Many, many thanks to our sponsors, Board of Directors and diligent volunteers who made it a success.

Every spring and fall, the Minnetonka Center for the Arts reaches out to our followers with our appeal mailing. Please watch for a bright green envelope to arrive in your mailbox and thoughtfully consider our request. The annual fund is a lifeline that sustains our programming year to year and your gift supports:

- Class offerings for adults and children, more than 500 a year.
- More than a dozen exhibits each year that are always free and open to the public.
- Outreach programs that have delivered art experience to thousands, reaching underserved populations including children of families living on the economic edge, children and adults with physical or developmental challenges, and seniors, both active and independent and those with memory loss.



As a nonprofit community art center, we make the visual arts available to all regardless of age, income or abilities. Please give generously if you value the arts. We are richer because of people like you who believe that the visual arts are indispensable to a healthy community. If you do not receive the appeal mailing and would like to make a donation, call the Registrar or visit our website. Every gift is greatly appreciated!

At this writing, we are in the process of closing the books on another fiscal year. Each time we do this, I am reminded of and deeply thankful for your support and the community's affirmation that our mission and our programs are vital and relevant. Many thanks!

Best regards,

Roxanne L. Heaton, Executive Director

NEW STUDENT DISCOUNT

If you've never taken a class with us before, enjoy a 10 percent savings on your first registration! (Details, p. 23) Call the Registrar at 952.473.7361, x. 160 to claim this benefit! It cannot be processed online.

## Art 4 Breakfast: thanks to all of our attendees and event sponsors!

Many thanks to everyone who participated in our 2018 Spring Fundraiser on May 31! This year we raised just over \$30,000 to continue our work for the upcoming year! Your generosity affirms that our mission is vital to the communities we serve. As a nonprofit community art center, contributions comprise about 35 percent of our annual budget. Special thanks to our sponsors Fox Rothschild LLP, Highland Bank, Climate Makers, Gregg and Cynthia Dyste, Judy Hardebeck and Bill Cherne, Scott and Mary Larson, Susan and John Lipscomb, Barbara McBurney and George and Andrea Michaelsen. A detailed summary of contributors will appear in the Winter issue of *Visually Speaking*.





# THANK YOU.

THANK YOU TO ALL WHO MADE MEMBERSHIP, PROJECT, SPONSORSHIP, IN-KIND, CORPORATE, OPERATING AND CAPITAL GIFTS OF \$150 OR MORE BETWEEN MARCH 1, 2018 – MAY 31, 2018

## \$10,000-19,999

National Endowment for the Arts

## \$5,000 - \$9,999

Mary Swanbeck Bowman

## \$1,000 - \$4,999

2 Anonymous donors

Mr. and Mrs. Bruce Atwater

Mary C. Dolan

Ben and Rebecca Field

Fox Rothschild LLP /

James and Caroline Schwert

Bill Cherne and Judy Hardebeck

Susan and John Lipscomb

Andrea and George Michaelsen

Robert and Lucy Mitchell

The Longview Foundation / Mary C. Dolan

/ Robert and Lucy Mitchell

Prospect Creek Foundation

/ Mr. and Mrs. Bruce Atwater

James and Caroline Schwert

Woodhouse Family Foundation

/ Kirt and Nicole Woodhouse

Kirt and Nicole Woodhouse

Kenneth and Catherine Zimba

## \$500 - \$999

John and Maureen Drewitz

Greg and Cynthia Dyste

Claire and Colin Hames

Barbara McBurney

Jill and Scott Wine

## \$150 - \$499

2 Anonymous donors

Jane and Walter Barry

Mike and Ann Brilley

Suzanne and Frank Brixius

Claudine and Bernard Cicut

Mrs. Myra Chazin

Climate Makers INC. / Lori Bauer

Kathy and Mike Dougherty

Fidelity Charitable Gift Fund / Penelope A. Hunt

Christine and James Field

Doreen Frankel

Ms. Claudia Freund and Mr. Tom Freund

General Mills Community Action

/ Jane and Walter Barry

Ms. Sarah Gibson

Kay and Owen Gregg

Highland Bank / Angela Trocke

Penelope A. Hunt

Bob and Linda Jodan

Irma and Bruce Kelley

Mr. and Mrs. Ken Kurita

Mary and Scott Larson

Mr. and Mrs. Charles Leck

Mrs. Wendi Moffly

Katherine Murphy

Piper Jaffray / Andrew Zabilla

Mr. and Mrs. David Robertson

Mr. Ken Rowe

Bill and Roxanne Soth

Sarah and Jan Struck

Joseph and Kaimay Terry

Tim and Diane Thorpe

Mr. and Mrs. Gary L. Vars

Dennis and Amanda Walsh

Andrew Zabilla

Dr. Alvin S. Zelickson and Mrs. Sue Z. Zelickson

## Foundation Contributions

Fidelity Charitable Gift Fund / Penelope A. Hunt

The Longview Foundation / Mary C. Dolan

/ Robert and Lucy Mitchell

Prospect Creek Foundation

/ Mr. and Mrs. Bruce Atwater

Woodhouse Family Foundation

/ Kirt and Nicole Woodhouse

## Corporate Contributions

Climate Makers INC. / Lori Bauer

Fox Rothschild LLP

/ James and Caroline Schwert

General Mills Community Action

/ Jane and Walter Barry

Highland Bank / Angela Trocke

## Memorial Gifts

In memory of Margaret Harder

/ Katherine B. Murphy

## Gifts-in-Kind

Lee Persell

Mr. Alan Shefland and

Ms. Pamela Ziegenhagen Shefland

Sharon Stillman

# Welcome and thank you to all new and renewing members

### PATRON (\$1,000)

Judith and Michael Wright

Kenneth and Catherine Zimba

### SPONSOR (\$250-999)

Mrs. Suzanne Brixius • Mrs. Myra Chazin

Kathy and Michael Dougherty

Ms. Sarah Gibson • Claire and Colin Hames

Mr. and Mrs. Raymond A. Lipkin

Mari and Tom Lowe • Sarah and Jan Struck

Brother Christopher Sullivan

Dennis and Amanda Walsh

### FRIENDS (\$100)

Peter and Dianne Cook • Mrs. Andrea Darcy

Ms. Katherine D. Doerr • Mrs. Tara Engebretson

Alice and Dean Fjelstul • Mr. Tom Freund

Mr. and Mrs. Irvin T. Geffre

Kay and Owen Gregg • Van and Liz Hawn

Mr. Tom Hessel • Ms. Christine Hoffman

Irma and Bruce Kelley • Ms. Regina Levin

Mr. John F. Mackey

Ms. Sushmeeta Jolly Nanda

Mr. and Mrs. Tim O'Keefe-Coats

Kaimay and Joseph Terry

Tim and Diane Thorpe

Mr. and Mrs. Gary L. Vars

Mr. Alan Shefland and Ms. Pamela

Ziegenhagen Shefland

### BASIC (\$50 - 55)

Mr. and Mrs. John Abernathy

Ms. Melinda Alves

Mrs. Brenda K. Anderson • Ms. Lois Anselment

Mr. Lorenzo Ariza • Patricia and Jeff Baker

Ms. Mary Sue Barniskis and Mr. Walter Barniskis

Ms. Patricia Bartlett and Mr. Mitchell P. Bartlett

Ms. Susan Batchelder • Mrs. Diana Bergren

Mr. and Mrs. John Bergstad

Mrs. Monica Billingsley • Ms. Geri Bloomer

Justin and Jessica Blum • Ms. Holly Branch

Ms. Mary Brandshaug

Mr. and Mrs. Lowell Brandt

Mike and Ann Brilley • Dr. Iris Brossward

Ms. Lucy Bruntjen • Ms. Nicole Buchholz

Mrs. Denise Bunkert • Ms. Christi Bystedt

Ms. Catherine A. Callahan

Mr. and Mrs. Jeff Callister

Luana and Greg Campbell

Mrs. Andrea Canter • Ms. Ann Carlson

Ms. Jackie Carlson • Mark and Connie Caselius

Mrs. Kelly Castiglione • Mrs. Krissy Catt

Ms. Madonna Cechota • Alex Chinn

Mrs. and Mr. Christensen • Julie Christensen

Mr. and Mrs. Kim M. Christopherson

Ms. Tara Clark

Cindy Cohen and Mike Milkovich

Ms. Carolyn Cole • Mrs. Heidi Cole

Ms. Marsha Cooper • Mr. Patrick Commerford

Mrs. Jane Crear • Mrs. Linda M. Crowley

Mr. Tim Current • Wendy and Jeff Dankey

Mrs. Dori Dedon-Mezei and Mr. James Dedon

Ms. Helene Desloge • Anne and Keith Dixon

Ms. Janet M. Donaldson • Ms. Anne Dorsey

Ms. Sue Dosen • Ms. Sandra Dower

Ms. Kathe Drake • Heidi and Frazier Eales

Ms. Wendy Egan • Mary Jo and David Eide

Ms. Priscilla Elwell • Ms. Holly Engrav

Mr. Lee Fabel • Ms. Pamela Fechter

Ms. Lisa Fenton • Ms. Suzanne Flannigan

Ms. Diana Foster

Mr. and Mrs. Thomas A. Foster

Tom and Michele Frahm • Mrs. Jennifer Frank

Mr. and Mrs. Mark Friedland

Tori and Jim Gagne • Mrs. Jo Geaslin

Ms. Susan Gebelein • Mrs. Pamela L. Gehlen

Mr. and Mrs. Tim Gephart

Ann Ginsburgh Hofkin and Michael Hofkin

Ms. Kathy Glaubitz

Mr. Tim McClellan and Ms. Candace Gordon

Susan and Channing Gove

Kristina and Bill Graber

Ms. Kristin Grevich • Mrs. Pratibha Gupta

Judith M. Haeny • Valerie and Jerry Harlow

Ms. Margherita G. Harris and Mr. Ralph Weeks

Ms. Mary Hauff

Ms. Barbara Haugen and Mr. Charles Horowitz

Mrs. Catherine Hearing • Mr. Scott Helmes

Mrs. Susan Heroux • Ms. Lisa Galbraith Heyl

Katherine and Jon Higgins

Jeanne Hoene and Robert Fayfield

Ms. Sharon Holden

Mr. and Mrs. Mike Hollenstein

Jamie and Scott Honour • Mr. Donald Houge

Ms. Sonja Hutchinson • Mr. Jack Ikola

Ms. Sarah Jackson • Ms. Karin Jacobs

Mr. Jim H. Jahoda and Mrs. Susie Dedo-Jahoda

Denice K. Jasper • Mrs. Paula Jensen

Ms. Jennifer Johnson • Mr. and Mrs. Joel Johnson

Mr. Mic Johnson and Ms. Sarah Crouch

Mr. Jon Kamrath • Mrs. Kelly Kastner

Bari Kessler and David Marantz

Ms. Sue H. Kim • Mr. and Mrs. John Klammer

Ms. Linda Kollofski • Dr. Kevin Komadina

Richard and Christine Krogstad

Ms. Stacy Kromenhoek • Ms. Erin Kusske

Ms. Mary Lacer • Mr. Stephen Lackore

Mr. Mark Laub • Ms. Yuliya Levina

Mrs. Cynthia Lilly • Mary and Christopher Lincoln

Mrs. Patricia Linstroth • Mr. and Mrs. Dan Lips

Ms. Patricia Loftus • Mr. Adam Lund

Ms. Jan Lundgren • Mr. Jon Maakestad

Katherina and Madan Manoharan

Mrs. Bonnie Marten • Ms. Susan J. Marvin

Mrs. Jennifer Massoll • Barbara McBurney

Mr. Scott McNabb • Mrs. Aija Meehan

Mrs. Dianne Merten • Bruce and Susan Meyer

Kathleen and David Michaelson

Ms. Melissa Musliner

Ms. Sharon Miller-Thompson

Mr. and Mrs. Pavel Minko

Ms. Marjorie Modell • Ms. Deanne Moss

Patricia and Carl Nanoff

Mr. Judd Nelson and Ms. Kathleen Brown

Ms. Joanne Netland • Mr. Josh Newhall

Mr. and Mrs. Robert Newman

Ms. Marilyn Nygard • Marni and David Oberpriller

Mr. John O'Leary • Ms. Suzanne K. Olson

Mrs. Kim Parker • Mrs. Lora Plotkin

Larry and Lisa Poole • Natasha and Robert Poppe

Cindy Pratt • Mrs. Kari Ramstrom

Mr. Leland Randall • Mrs. Patricia Rapini

Ms. Nancy Rauen • Debora and Rick Rodgers

Ms. Rebecca Rogers • Ms. Bonnie Ronning

Ms. Linda Saetre • Ms. Kris Sanschagrin

Mr. Vincent Schaefer • Ms. Jessica Schloss

Ms. Diane Scully • Mrs. Gail See

Ms. Peggy Sikorski • Mrs. Jana Simmons

Mr. Robert Slayton • Craig and Darcy Snyder

Ms. Janie Solarski • Ms. Susan Solomon

Ms. Paula Spahr • Ms. Barbara J. Steen

Ms. Sharon Stephenson • Ms. Liba Stillman

Mr. Scott Stillman • Mr. and Mrs. David Stillman

Susan and Robert Stone • Mr. Skip Sturtz

Ms. Tamara Sweere • Ms. Holly Swift

Ms. Monika Szilagyi • Ms. Beth Thompson

Ms. Hilary Toren • Rachel and Mark Traynham

Dr. Louise D. Turkula and Mr. John Fox

Dr. Barbara Van Eeckhout • Ms. Kelly Velander

Robert and Mavis Voigt • Ms. Louise Wahl

Ms. Kyla Wahlstrom • Ms. Valerie Wall

Ms. Ayesha Wazirada • Mrs. Nancy Webert

Mrs. Rhonda Whiteford • Ms. Leni Wilcox

Mr. Leo Winstead • Ms. Polly Wolner

Ms. Nancy L. Wright • Mrs. Sheila Wyatt

Arlene and James Zimmerman

Ms. Nancy Zinter

# Membership Benefits

### \$60 Basic Household Membership (\$55 for Seniors – age 62+)

- 10 percent discount on classes for all household members
- Invitations to special exhibit openings and events
- Eligibility to enter Members' Show and exhibits at Ridgedale Center
- Higher commissions on sales of member exhibited art
- \$10 discount on membership at the Walker Art Center
- Discount on workshops at the Madeline Island School of the Arts

### \$100 Friend Membership

- All the benefits listed above, plus coupon for free coffee and baked good in the Café

### \$250 Sponsor Membership

- All the benefits listed above, plus coupon for a free lunch for two in the Café

### \$1000 Patron Membership

- All the benefits listed at left, plus free use of the Henrietta Murphy Room once a year
- Acknowledgement on our Patron's Plaque

All gifts of \$150 a year or more are acknowledged in the quarterly newsletter and the annual report. All donors of a cumulative total of \$1,000 or more during the year are honored on the Patron's Plaque in the main lobby.

Walker Art Center members receive a \$5 discount off a Minnetonka Center for the Arts membership. MCFTA members receive a \$10 discount off a Walker Art Center membership.

**To join, renew or purchase your membership, call 952.473.7361, x. 160 or go to minnetonkaARTS.org and select MEMBERSHIPS.**

## Donate to support the arts

You may support the Minnetonka Center for the Arts anytime, anywhere. Go to minnetonkaARTS.org and select MEMBERSHIPS or DONATIONS. For tax reporting convenience, go to LOGIN and select *new user registration* to complete a brief profile and set login information. Then you may login anytime to review or print your giving history.



## ARTIST SPOTLIGHT **Michèle Coppin**



**Michèle Coppin**

How do we measure time? More importantly, how do we make time count? These are crucial questions Artist-Instructor Michèle Coppin explores throughout her artwork, instruction and outreach.

A Belgian native, she first moved to the States to study fine arts at Rhode Island School of Design and later at Pratt Institute. She began art instruction at the Bronx Museum and several community colleges while in graduate school. Moving back to Belgium and living there for 15 years, she eventually moved to the Twin Cities with a Minnesota-native “kicking and screaming.” Much to her delight she found “there is so much arts programming in the state – it is such a dynamic environment thanks to the Minnesota State Arts Board and to the many other arts organizations.”

While her early paintings were more figurative, her travels inspired her to dive into color, and more specifically, the practice of reverse glass painting. This method is achieved by starting with the details and ending with the background. “The technique is magical because you’re not always in control of the outcome.” Originally working with florals, she has shifted to mandalas and labyrinths. Her work is featured at the Hennepin County Medical Center, the Wilder Foundation



**Labyrinth I by Michèle Coppin**

and Hudson Hospital. “I want to engage people in the act of waiting and to see time differently.”

This approach steered her instruction and volunteer efforts into working with seniors, prison populations and oncology patients. She became an ArtSage-trained artist and mentor (ArtSage is an organization that teaches artists to work with senior populations) and has worked with seniors with memory loss at senior housing and care facilities. Most recently she joined the MCFTA and City of Minnetonka’s

Dementia-Friendly City Initiative program. “When the grant came along I was so excited.” One program, “Shared Memories,” jointly brings caregivers and persons living with dementia to work on projects – “it’s a way of doing things together and creates something for the person who is left behind. The emphasis is not on memories, but creating memories for the future.”

Michèle Coppin teaches *In the Style of French Masters* and *Flowers and French* this fall.

## VOLUNTEER SPOTLIGHT **Maryalice Brenk**



**Maryalice Brenk**

Maryalice Brenk has been a student, board member and volunteer Volunteer Coordinator at MCFTA since her children first took classes in 2001. Starting in the darkroom, she was drawn to the hands-on approach of traditional photo development, but as the discipline transitioned to digital production she moved across the hall to ceramics. “I like getting my hands dirty in the studio.”

She has taken classes with many of our instructors, both in the current building and previous building. Her PhD dissertation “Animals and Hemingway” highlighted her love for animals and her work reflects that - she is inspired by Minnesota wildlife and domestic animals and focuses on these almost exclusively.

She is deeply dedicated to the community and legacy of MCFTA and is thrilled by the opportunities and education it has offered her for many years. As volunteer Volunteer Coordinator she is in charge of staffing our annual Arts of the Holidays Show and Sale and our August Clean-up week.

The Arts of the Holidays Show and Sale offers shoppers the experience of finding unique artist-created items, due to its












“attention to diversity for gift-giving prices, there is everything from the tiniest stocking stuffers to full-sized paintings for your home.” We can’t do it without volunteers and it offers anyone interested the opportunity to support the Art Center’s mission by the giving of their time for up to seven weeks - anywhere between two-hour and all-day shifts. It’s “a great way to meet the artists and people in the community.”

Clean-up week is another event when we need the community to help. An often overlooked necessity for the Art Center, many students arrive the for the start of the fall session after the studios and floors have all been cleaned and reset not realizing the immense efforts of the staff and volunteers to make it so nice. “We can’t open our new calendar year without Clean-up week - it’s a great way to experience the inner working of the Art Center. We have opportunities for everyone, from dusting and cleaning surfaces to heavier tasks of emptying studios.”
















Tuition covers only 65% of what it costs to bring these programs to you. Volunteering is a great way to close that gap. To volunteer, you may reach out to Maryalice in person, or by email at [mmbrenk@mchsi.com](mailto:mmbrenk@mchsi.com).



# Fall 2018 Class Schedule

Calligraphy	FALL I	FALL II	CLASS TITLE	PAGE	ARTIST-INSTRUCTOR	MON	TUE	WED	THU	FRI	SAT
6:30 PM - 8:30 PM		B52218	Pointed Pen Calligraphy	8	MacDonald		•				
Ceramics	FALL I	FALL II	CLASS TITLE	PAGE	ARTIST-INSTRUCTOR	MON	TUE	WED	THU	FRI	SAT
9:30 AM - 12:30 PM	A90318	B90318	Beginning and Continuing with Clay	8	Bowman	•					
9:30 AM - 12:30 PM	A90518	B90518	Pottery in the Making	8	Persell		•				
6:00 PM - 9:00 PM	A90018	B90018	Beginning/Intermediate Pottery	8	Persell		•				
9:30 AM - 12:30 PM	A94118	B94118	Ceramic Sculpture	8	Catt			•			
1:00 PM - 4:00 PM	A94418	B94418	Ceramic Sculpture	8	Catt			•			
9:30 AM - 12:30 PM	A90618	B90618	Exploring Clay	8	Persell				•		
6:00 PM - 9:00 PM	A97618	B97618	Clay: Form and Surface	8	Miller				•		
9:30 AM - 12:30 PM	A92818	B92818	Friday Clay 	8	Miller					•	
12:30 PM - 3:30 PM	A91818	B91818	Stoneware and Porcelain	9	Bowman/Persell						•
Digital Arts	FALL I	FALL II	CLASS TITLE	PAGE	ARTIST-INSTRUCTOR	MON	TUE	WED	THU	FRI	SAT
6:00 PM - 9:00 PM	A60318	B60318	Introduction to Digital Art Making 	9	Reynolds				•		
Drawing	FALL I	FALL II	CLASS TITLE	PAGE	ARTIST-INSTRUCTOR	MON	TUE	WED	THU	FRI	SAT
9:00 AM - 12:00 PM	A42218	B42218	Drawing Basics [CORE]	9	Lauber-Westover	•					
1:00 PM - 4:00 PM	A40518	B40518	Intermediate Drawing Studio	9	Lauber-Westover	•					
6:30 PM - 9:00 PM	A45518	B45518	Figure/Life Drawing	9	Stommes		•				
1:00 PM - 4:00 PM	A40718		Introduction to Illustration	9	Reynolds			•			
9:30 AM - 12:30 PM	A46818	B46818	Drawing for Painters 	9	Thompson				•		
Fiber Arts	FALL I	FALL II	CLASS TITLE	PAGE	ARTIST-INSTRUCTOR	MON	TUE	WED	THU	FRI	SAT
9:30 AM - 12:30 PM	A75118	B75118	Advanced Beginner Weaving	10	Bestler	•					
9:30 AM - 12:30 PM	A70018	B70018	Intermediate Weaving	10	Bestler		•				
9:30 AM - 12:30 PM	A70418	B70418	Wednesday Weaving	10	Bestler			•			
1:00 PM - 4:00 PM	A71218	B71218	Folk Art Rug Hooking	10	Lausen			•			
9:30 AM - 12:30 PM	A78118	B78118	Beginning Weaving	10	Bestler				•		
Glass	FALL I	FALL II	CLASS TITLE	PAGE	ARTIST-INSTRUCTOR	MON	TUE	WED	THU	FRI	SAT
1:30 PM - 5:00 PM		B98118	Dazzling Fused Glass	10	Graham				•		
Jewelry	FALL I	FALL II	CLASS TITLE	PAGE	ARTIST-INSTRUCTOR	MON	TUE	WED	THU	FRI	SAT
9:30 AM - 12:00 PM	A85718	B85718	Intermediate Jewelry Design	10	Saathoff	•					
12:30 PM - 3:00 PM	A83218	B83218	Beginning Silversmithing and Jewelry Design	10	Saathoff	•					
6:00 PM - 9:00 PM	A86018		Metal Clay Jewelry 	11	Bober				•		
6:00 PM - 9:00 PM		B86118	Gemstone Designs in Metal Clay 	11	Bober				•		
9:30 AM - 12:00 PM	A83618	B83618	Friday Jewelry Studio 	11	Saathoff					•	
Lecture	FALL I	FALL II	CLASS TITLE	PAGE	ARTIST-INSTRUCTOR	MON	TUE	WED	THU	FRI	SAT
7:00 PM - 9:00 PM	A339L18		The Realization of a Dream	11	Cardozo				9/20		
12:00 PM - 1:30 PM	A333L18		MCFTA Arts Book Club: Fall 2018	11	Paulsen/Miller					9/28	
Painting (Acrylics, Oils, Pastels & Mixed-media)	FALL I	FALL II	CLASS TITLE	PAGE	ARTIST-INSTRUCTOR	MON	TUE	WED	THU	FRI	SAT
9:30 AM - 12:30 PM	A40618	B40618	Contemporary Abstract Painting	12	Richman	•					
9:00 AM - 12:00 PM		B48418	Inspiration, Process and Art 	12	Nelson	•					
1:00 PM - 4:00 PM		B46518	Intro to Painting [CORE]	12	Nelson	•					
9:00 AM - 12:00 PM	A46518		Intro to Painting [CORE]	12	Nelson		•				
9:30 AM - 12:30 PM	A41418	B41418	Intermediate/Advanced Painting Studio	12	Odland		•				
9:30 AM - 12:30 PM	A47518	B47518	Pastel Landscape	12	Kath		•				
1:00 PM - 4:00 PM	A41518	B41518	Beginning/Intermediate Painting Studio	12	Odland		•				
1:00 PM - 4:00 PM		B40418	In the Style of French Masters	12	Coppin		•				
1:00 PM - 4:00 PM		B40818	Let's Paint from Life with Oils 	12	Grevich		•				
1:00 PM - 4:00 PM	A45918		Exploring Collage and Mixed-Media	12	Holland		•				
1:00 PM - 4:00 PM	A48418		Inspiration, Process and Art 	12	Nelson		•				
6:30 PM - 9:30 PM	A41618	B41618	All Levels Painting Studio	13	Odland		•				
9:30 AM - 12:30 PM		B48118	Landscape and Nature Painting	13	Combs				•		
1:00 PM - 4:00 PM	A41018	B41018	Draw and Paint from Photos	13	Thompson				•		
6:00 PM - 9:00 PM	A46318	B46318	Portrait Painting in Oils	13	Stommes				•		
9:30 AM - 12:30 PM	A49718	B49718	Contemporary Abstract Painting	13	Richman					•	
9:30 AM - 12:30 PM		B43718	Oil vs. Acrylic Exploration	13	Stommes						•
Painting (Watercolors)	FALL I	FALL II	CLASS TITLE	PAGE	ARTIST-INSTRUCTOR	MON	TUE	WED	THU	FRI	SAT
9:00 AM - 12:00 PM	A43618		Waterscapes in Watercolor	13	Hearding	•					
12:30 PM - 3:30 PM	A47918		Atmospheric Skies Watercolor 	13	Hearding	•					
6:00 PM - 8:00 PM	A42118		Beginning Watercolor [CORE]	13	Hutchinson		•				
9:00 AM - 12:00 PM	A42518	B42518	Watercolor I: Working from Photos	13	Hutchinson			•			
9:30 AM - 12:30 PM	A45118	B45118	Contemporary Botanicals II	14	Galloway			•			
1:00 PM - 4:00 PM	A48018	B48018	Contemporary Botanicals I	14	Galloway			•			
1:00 PM - 4:00 PM		B42118	Beginning Watercolor [CORE]	14	Hutchinson			•			
9:30 AM - 12:30 PM	A42418	B42418	Watercolor III: Studio	14	Galloway/Hearding				•		
1:00 PM - 4:00 PM	A42618	B42618	Watercolor II: Refining Skills	14	Galloway/Hearding				•		
9:00 AM - 12:00 PM		B42718	Color Confidence Watercolor	14	Hearding					•	
12:30 PM - 3:30 PM		B47118	Color by Design Watercolor	14	Hearding					•	
Photography	FALL I	FALL II	CLASS TITLE	PAGE	ARTIST-INSTRUCTOR	MON	TUE	WED	THU	FRI	SAT
9:30 AM - 12:30 PM	A61418	B61418	Photography: Composition and Design	14	Groton	•					
1:00 PM - 4:00 PM		B67918	Advanced Creative iPhone Photography 	14	Mueller	•					
9:00 AM - 12:00 PM	A61518	B61518	Intermediate Digital Photography	15	Beihl		•				
1:00 PM - 4:00 PM	A67418		Lightroom Fundamentals	15	Shefland		•				
9:30 AM - 12:30 PM	A61018	B61018	Making Photographs	15	Beihl			•			
1:00 PM - 4:00 PM	A61118	B61118	Abstract Digital Photography	15	Beihl			•			
9:30 AM - 12:30 PM	A66418	B66418	Advanced Beginner Digital Photography	15	Shefland/Coats				•		
1:00 PM - 4:00 PM	A66218	B66218	Beginning Digital Photography	15	Shefland/Coats				•		

# Fall 2018 Class Schedule

Sculpture	FALL I	FALL II	CLASS TITLE	PAGE	ARTIST-INSTRUCTOR	MON	TUE	WED	THU	FRI	SAT
12:30 PM - 3:30 PM	A82918	B82918	Stone Carving Beginning/Intermediate	15	Lyman			•			
9:30 AM - 12:30 PM	A83018	B83018	Stone Carving Beginning/Intermediate	15	Lyman						•
Sampler Saturday	FALL I	FALL II	CLASS TITLE	PAGE	ARTIST-INSTRUCTOR	MON	TUE	WED	THU	FRI	SAT
10:00 AM - 12:00 PM	AS90AM18		Sampler Saturday: Ceramics	16	Art Center Faculty						9/29
10:00 AM - 12:00 PM	AS40AM18		Sampler Saturday: Drawing	16	Art Center Faculty						9/29
1:30 PM - 3:30 PM	AS45PM18		Sampler Saturday: Painting	16	Art Center Faculty						9/29
1:30 PM - 3:30 PM	AS10PM18		Sampler Saturday: Kids Art Exploration	16	Art Center Faculty						9/29
Workshops for Adults	FALL I	FALL II	CLASS TITLE	PAGE	ARTIST-INSTRUCTOR	MON	TUE	WED	THU	FRI	SAT
9:30 AM - 4:00 PM	A482W18		Fun Watercolor Portraits	16	Kandiko			9/5			
9:30 AM - 12:30 PM	A649W18		Botanical Etching 	16	Kleinert					9/7, 9/14	
9:00 AM - 4:00 PM	A859W18		Jewelry with Dimension 	16	Seebauer Hansen				9/13, 9/20		
9:30 AM - 4:00 PM	A741W18		Natural Plant Dyeing for Wool 	16	Lausen					9/14	
9:30 AM - 4:00 PM	A676W18		Creative iPhone Photography Bootcamp	16	Mueller						9/15, 9/22
9:30 AM - 4:00 PM	A733W18		Basket Weaving - Williamsburg Basket 	16	Johnson					9/21	
9:30 AM - 3:30 PM	A453W18		Wet-into-Wet Watercolor	17	Galloway					9/21, 9/28	
9:00 AM - 1:00 PM	A715W18		Bead Weaving: Peyote Stitch Basics 	17	Meyer					9/28	
10:00 AM - 4:00 PM	A759W18		Tablet Weaving 	17	Bestler						9/29
9:30 AM - 4:00 PM	A434W18		Watercolor Portraits: Focus on Likeness 	17	Kandiko		10/2				
9:30 AM - 4:00 PM	A490W18		Painting Portraits with a Friend	18	Hoska						10/6, 10/13
1:00 PM - 3:00 PM	A249W18		The Power of Photography	17	Bernardy						10/6
12:30 PM - 3:30 PM	A987W18		Fused Glass Jewelry	17	Petron						10/6
9:30 AM - 4:00 PM	A433W18		Watercolor Glazing & Reflective Light	17	Allen	10/8					
9:30 AM - 12:30 PM	A982W18		Intro to Pâte de Verre	17	Graham				10/11, 10/25		
TBD	A699W18		Cardozo Fine Art Print Studio Tour	17	Cardozo/Bernardy						10/13
10:00 AM - 4:00 PM	A735W18		One-Day Introduction to Rug Hooking	17	Lausen						10/13
9:30 AM - 4:00 PM	A428W18		Comprehensive Color - Oil and Acrylic 	18	Combs					10/19, 10/26	
9:30 AM - 4:00 PM	A716W18		Free-Form Peyote Stich Bracelet	18	Meyer					10/19	
9:30 AM - 2:30 PM	A761W18		Dye Day	18	Bestler						10/20
9:30 AM - 4:00 PM	A488W18		Flowers and French	18	Coppin						10/20
9:30 AM - 1:00 PM	A969W18		Glass Mosaics	18	Vogl						10/20, 10/27
9:30 AM - 4:00 PM	A485W18		Underpainting and the Disappearing Purple 	18	Allen	10/22					
10:00 AM - 3:00 PM	A777W18		Joy of Needle Felting 	18	Granbeck					10/26	
9:00 AM - 3:30 PM		B438W18	Encaustic Painting: Working With Wax	18	Reeb				11/1		
1:30 PM - 4:00 PM		B979W18	Glass Cutting Essentials	18	Graham				11/1		
9:30 AM - 4:00 PM		B734W18	Basket Weaving - Bread Basket 	18	Johnson						11/3
9:30 AM - 4:00 PM		B876W18	Altered Papers and Collage	19	Carmody Smith					11/16	
1:00 PM - 4:00 PM		A924W18	Holiday Glass	19	Petron						11/17
10:00 AM - 4:00 PM		B718W18	Weaving Belts and Bands on Inkle Looms	19	Bestler						11/17
9:30 AM - 4:00 PM		B486W18	Get Abstract with Watercolors!	19	Kandiko		11/20				
9:30 AM - 4:00 PM		B883W18	Bas-Relief Collage with Paperclay 	19	Carmody Smith					11/30	
10:00 AM - 4:00 PM		B714W18	Kumihimo with Beads	19	Bestler						12/1
1:00 PM - 3:00 PM		B319W18	Introduction to Flower Arranging	19	Persell					12/7	
10:00 AM - 3:30 PM		B776W18	Joy of Felting: Luminarias 	19	Granbeck					12/7	
9:30 AM - 4:00 PM		B645W18	Art of Printmaking Sampler 	19	Dahl						12/8, 12/15
9:30 AM - 4:00 PM		B444W18	Colors of Snow in Watercolor 	19	Kandiko			12/12			
Multigenerational	FALL I	FALL II	CLASS TITLE	PAGE	ARTIST-INSTRUCTOR	MON	TUE	WED	THU	FRI	SAT
1:00 PM - 3:30 PM	A053W18		Gorgeous Glass: Mosaic	20	Petron						9/15
1:00 PM - 3:30 PM		B052W18	Gorgeous Glass: Fall Ornaments	20	Petron						11/10
1:00 PM - 3:30 PM		B054W18	Gorgeous Glass: Holiday Ornaments	20	Petron						12/1
1:30 PM - 3:30 PM	A023W18		The Art of Polymer	20	Petron						10/27
4:30 PM - 6:30 PM		B15118	Stone Carving Adventure	20	Picos		•				
10:00 AM - 12:00 PM		B058W18	Snow Day Book Arts	20	Stice						12/8
Workshops for Families	FALL I	FALL II	CLASS TITLE	PAGE	ARTIST-INSTRUCTOR	MON	TUE	WED	THU	FRI	SAT
10:00 AM - 12:00 PM	A056W18		Trick or Treat Ceramics	20	Catt						9/22
10:00 AM - 11:30 AM	A036W18		Pumpkin Patch Art	20	Stice						10/27
10:00 AM - 12:00 PM		B059W18	Autumn Leaf Platter	20	Catt						11/3
10:00 AM - 12:00 PM		B058W18	Snow Day Book Arts	20	Stice						12/8
Children and Teens	FALL I	FALL II	CLASS TITLE	PAGE	ARTIST-INSTRUCTOR	MON	TUE	WED	THU	FRI	SAT
9:30 AM - 11:00 AM		B47318	Youth Drawing Studio: Nature (Ages 6-10)	21	Frey						•
9:30 AM - 11:00 AM	A19718	B19718	Painting Basics (Ages 6-12)	21	Stice						•
9:30 AM - 11:30 AM	A19218		Illustrator Studio (Ages 7-12)	21	Frey						•
9:30 AM - 11:30 PM		B137W18	Under the Sea (Clay) (Ages 7-15)	21	Chamberland						11/17
9:30 AM - 12:00 PM	A16018	B16018	Ceramics: Wheel & Hand (Ages 10-15)	21	Gotkin						•
1:30 PM - 4:00 PM		B127W18	Screenprint T-Shirts (Ages 10-16)	21	Frey						11/17
11:00 AM - 1:00 PM		B47718	Tween Drawing Studio: STEAM (Ages 11-16)	21	Frey						•
11:30 AM - 1:00 PM	A19418		Painting Studio: Acrylics (Ages 12-16)	21	Stice						•
11:30 AM - 1:00 PM		B19418	Painting Studio: Mixed-Media (Ages 12-16)	21	Stice						•
12:00 PM - 2:00 PM	A19318		Collaborative Comics (Ages 12-16)	21	Frey						•
9:00 AM - 12:00 PM		B247W18	Photography Fun: Portraits (Ages 13-15)	21	Shefland						11/10

See page 22 for Artist-Instructor bios



# CALLIGRAPHY

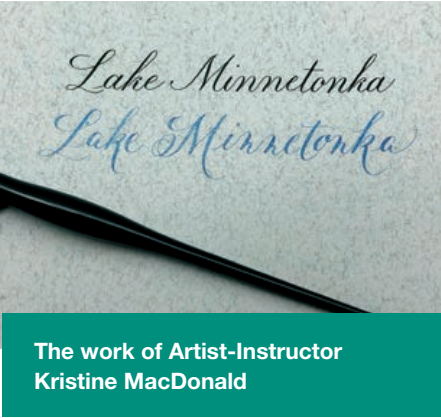
## POINTED PEN CALLIGRAPHY

Kristine MacDonald  
Skill level: ALL

Learn to write the Copperplate script, a style of calligraphy that gets its unique look from a flexible, pointed nib that allows variation in thickness through pressure and release. Begin with the classic form and then, gently break a few rules for a more casual look while writing in color. Materials included.

Enrollment limited to 12; ages 16 and up

B52218    Tuesdays, October 30 - December 18  
              (8 classes) 6:30 - 8:30 p.m.  
              \$176 Members / \$193 Non-members



The work of Artist-Instructor  
Kristine MacDonald

# CERAMICS

## BEGINNING AND CONTINUING WITH CLAY

Robert Bowman  
Skill level: ALL

This course combines basic throwing and handbuilding techniques for beginners with more advanced techniques and individualized instruction for continuing students. Demonstrations and discussions will complement the hands-on experiences, and we'll explore a variety of firing methods for finishing our work.

Enrollment limited to 18; ages 16 and up

A90318    Mondays, September 10 - October 22  
              (7 classes) 9:30 a.m. - 12:30 p.m.  
              \$246 Members / \$273 Non-members

B90318    Mondays, October 29 - December 17  
              (8 classes) 9:30 a.m. - 12:30 p.m.  
              \$281 Members / \$312 Non-members



The work of Artist-Instructor  
Lee Persell

## POTTERY IN THE MAKING

Lee Persell  
Skill level: ALL

Expand your skills on the potter's wheel and/or handbuilding through demonstrations, discussions, critiques and an exploration into the art of glazing. High-fire, raku, and soda firing will be explored.

Enrollment limited to 18; ages 15 and up

A90518    Tuesdays, September 11 - October 23  
              (7 classes) 9:30 a.m. - 12:30 p.m.  
              \$246 Members / \$273 Non-members

B90518    Tuesdays, October 30 - December 18  
              (8 classes) 9:30 a.m. - 12:30 p.m.  
              \$281 Members / \$312 Non-members

## BEGINNING/INTERMEDIATE POTTERY

Lee Persell  
Skill level: ALL

Beginners receive an introduction to basic throwing techniques and forms, while intermediate students expand their technical abilities and their understanding of ceramic form through demonstrations, discussions and critiques. High-fire, raku and soda firing will be explored.

Enrollment limited to 18; ages 15 and up

A90018    Tuesdays, September 11 - October 23  
              (7 classes) 6 - 9 p.m.  
              \$246 Members / \$273 Non-members

B90018    Tuesdays, October 30 - December 18  
              (8 classes) 6 - 9 p.m.  
              \$281 Members / \$312 Non-members

## CERAMIC SCULPTURE

Krissy Catt  
Skill level: B, AB, I

In this off-the-wheel class, students create a wide variety of projects ranging from figurative work (animals and human) to realistic or abstract forms, to clay totems, and more. You will learn proper interior structure for a sculpture made of clay and have fun with surface design and textures. Come with an idea for a project you want to create, and together we will work to complete it. All levels welcome. Clay and firing fees are additional.

Enrollment limited to 10; ages 16 and up

A94118    Wednesdays, September 5 - October 24  
              (8 classes) 9:30 a.m. - 12:30 p.m.  
              \$281 Members / \$312 Non-members

A94418    Wednesdays, September 5 - October 24  
              (8 classes) 1 - 4 p.m.  
              \$281 Members / \$312 Non-members

B94118    Wednesdays, October 31 - December 19  
              (8 classes) 9:30 a.m. - 12:30 p.m.  
              \$281 Members / \$312 Non-members

B94418    Wednesdays, October 31 - December 19  
              (8 classes) 1 - 4 p.m.  
              \$281 Members / \$312 Non-members

## EXPLORING CLAY

Lee Persell  
Skill level: ALL

This class is for beginners and advanced potters alike. Beginners will be introduced to the potter's wheel as well as handbuilding. Experienced students will work with the instructor to develop their own projects. High-fire, raku and soda firing will be explored. Previously titled *Pottery in the Making*.

Enrollment limited to 18; ages 15 and up

A90618    Thursdays, September 13 - October 25  
              (7 classes) 9:30 a.m. - 12:30 p.m.  
              \$246 Members / \$273 Non-members

B90618    Thursdays, November 1 - December 20  
              (7 classes) 9:30 a.m. - 12:30 p.m.  
              No class on November 22  
              \$246 Members / \$273 Non-members

## CLAY: FORM AND SURFACE

Ernest Miller  
Skill level: ALL

Make your Thursday evenings fun and creative in this relaxed potter's wheel class. Instructor demonstrations will show you how to create cups, bowls, plates, vases, lidded jars and teapots. Individual attention will help you develop your skills. Some projects include hand construction and altering techniques. This class is designed for students with some experience and ambitious beginners. All tableware is finished in a high-fire kiln for food-safe use at home.

Enrollment limited to 16; ages 14 and up

A97618    Thursdays, September 6 - October 25  
              (6 classes) 6 - 9 p.m.  
              No class on September 20 & October 4  
              \$211 Members / \$234 Non-members

B97618    Thursdays, November 1 - December 20  
              (7 classes) 6 - 9 p.m.  
              No class on November 22  
              \$246 Members / \$273 Non-members

## FRIDAY CLAY

Ernest Miller  
Skill level: AB, I, AD



Advanced beginners and experienced students start their day with clay in this potter's wheel focused class. Hands-on demonstration and instruction is provided on cups, bowls, plates, vases, lidded jars, boxes and teapots. Some projects are accompanied with handbuilding and altering techniques. All tableware work is finished in a high-fire kiln for food-safe use at home.

Enrollment limited to 15; ages 16 and up

A92818    Fridays, September 7 - October 26  
              (5 classes) 9:30 a.m. - 12:30 p.m.  
              No class on September 21,  
              October 5 & October 12  
              \$176 Members / \$195 Non-members

B92818    Fridays, November 2 - December 21  
              (7 classes) 9:30 a.m. - 12:30 p.m.  
              No class on November 23  
              \$246 Members / \$273 Non-members



The work of Artist-Instructor Ernest Miller



**STONEWARE  
AND PORCELAIN**  
Robert Bowman / Lee Persell  
Skill level: ALL

Beginners learn the basics of working with stoneware or porcelain on the potter’s wheel while intermediate and advanced students expand their skills. Handbuilding projects will be presented. Class includes demos, critiques and an opportunity to try soda and raku-firing techniques.

Enrollment limited to 18; ages 16 and up

- A91818

Saturdays, September 8 - October 20  
(7 classes) 12:30 - 3:30 p.m.  
\$246 Members / \$273 Non-members
- B91818

Saturdays, November 3 - December 15  
(7 classes) 12:30 - 3:30 p.m.  
\$246 Members / \$273 Non-members

**Attention  
new ceramics  
students:**

Bring a towel and wear clothes that can get muddy. Clay and tools are available for purchase at the Art Center. During your first class, your instructor will show you what you need. These materials are not included in the class price unless stated. Firing fees are extra and purchased when needed based on the size of your finished piece(s).

**DIGITAL ARTS**

**INTRODUCTION TO DIGITAL  
ART MAKING**  
William Reynolds  
Skill level: ALL



Learn to use Adobe Photoshop and Illustrator to create graphic art. You will explore digital image editing, manipulation and enhancement as well as digital drawing and painting with the drawing tools, brushes and coloring systems available in these graphic design programs. Expect assignments and an emphasis on artistic design over learning the program. Students will need to bring their own laptop computer with Adobe Photoshop and Illustrator installed, a thumb drive (for saving digital files), several of your own photographs (in digital format), and a sketchbook. Students should be comfortable using their computer. (If registering online please see class listed under “Photography”)

Enrollment limited to 10; ages 16 and up

- A60318

Thursdays, September 6 - October 25  
(8 classes) 6 - 9 p.m.  
\$234 Members / \$260 Non-members
- B60318

Thursdays, November 1 - December 20  
(7 classes) 6 - 9 p.m.  
No class on November 22  
\$204 Members / \$227 Non-members

**DRAWING**

**DRAWING BASICS  
[CORE CLASS]**  
Bonnie Lauber Westover  
Skill level: B, AB

Drawing is a skill that creates the foundation for all two-dimensional art. Specific exercises will teach you to express yourself and capture the world around you. Each week we’ll focus on one approach to seeing and drawing, thereby building a visual vocabulary. You will try various media and approaches, look at successful drawings, have fun and gain confidence in your own work. Great for beginners as well as those who wish to brush up on their skills. Request a materials list from the Registrar.

Enrollment limited to 12; ages 16 and up

- A42218

Mondays, September 10 - October 22  
(7 classes) 9 a.m. - Noon  
\$204 Members / \$227 Non-members
- B42218

Mondays, October 29 - December 17  
(8 classes) 9 a.m. - Noon  
\$234 Members / \$260 Non-members

**INTERMEDIATE DRAWING  
STUDIO**  
Bonnie Lauber Westover  
Skill level: AB, I, AD

Continue fine-tuning technical and observational skills-adding depth, emotion and movement to create stronger drawings with personal perspective. You will explore different media, a variety of approaches and color techniques to enhance your own artistic vision. Request a materials list from the Registrar.

Enrollment limited to 12; ages 16 and up

- A40518

Mondays, September 10 - October 22  
(7 classes) 1 - 4 p.m.  
\$204 Members / \$227 Non-members
- B40518

Mondays, October 29 - December 17  
(8 classes) 1 - 4 p.m.  
\$234 Members / \$260 Non-members

**FIGURE/LIFE DRAWING**  
Audrey Stommes  
Skill level: ALL

Learn to draw the nude human figure from observation in this multi-level class that is transferable to other mediums. Beginners will learn how to draw the human structure, gestures and how to use line weight and shading to develop form. Intermediate students will be shown ways to advance their skills based on their individual needs and interests. There will be fast gesture drawings, short studies and prolonged poses along with lots of demos and exercises. Bring hard compressed charcoal and a pad of 18 x 24-inch newsprint paper to the first class. Model fee included.

Enrollment limited to 12; ages 18 and up

- A45518

Tuesdays, September 4 - October 23  
(8 classes) 6:30 - 9 p.m.  
\$265 Members / \$286 Non-members
- B45518

Tuesdays, October 30 - December 18  
(8 classes) 6:30 - 9 p.m.  
\$265 Members / \$286 Non-members

**INTRODUCTION  
TO ILLUSTRATION**  
William Reynolds  
Skill level: AB, I

Illustration is art that tells a story. You will learn about the art of illustration from posters and magazine covers to advertising and graphic design. Assignments (like you might be given from a client) will challenge you to creatively represent ideas in art. Request a materials list from the Registrar. Drawing experience is recommended.

Enrollment limited to 12; ages 16 and up

- A40718

Wednesdays, September 5 - October 24  
(8 classes) 1 - 4 p.m.  
\$234 Members / \$260 Non-members

**DRAWING FOR PAINTERS**  
Tracie Thompson  
Skill level: ALL



Drawing on softly-colored paper using light and dark (such as charcoal and chalk) is a technique painters have used for hundreds of years. This surprisingly easy method will help you use light and dark to create more interesting compositions, making for better drawings and better paintings. Request a materials list from the Registrar.

Enrollment limited to 12; ages 16 and up

- A46818

Thursdays, September 6 - October 25  
(8 classes) 9:30 a.m. - 12:30 p.m.  
\$234 Members / \$260 Non-members
- B46818

Thursdays, November 1 - December 6  
(5 classes) 9:30 a.m. - 12:30 p.m.  
No class on November 22  
\$146 Members / \$162 Non-members



*Jack in his Chair* by Artist-Instructor  
Tracie Thompson



# FIBER ARTS

## ADVANCED BEGINNER WEAVING

Traudi Bestler  
Skill level: AB

This class continues the exploration of hand weaving using Art Center looms. Individual skills will be expanded and different techniques will be introduced depending on class interests. A great class for advanced beginners and those wanting to refresh their weaving skills.

Enrollment limited to 7; ages 16 and up

- A75118

Mondays, September 10 - October 22

(6 classes) 9:30 a.m. - 12:30 p.m.

No class on October 8

\$176 Members / \$195 Non-members
- B75118

Mondays, October 29 - December 17

(8 classes) 9:30 a.m. - 12:30 p.m.

\$234 Members / \$260 Non-members

## INTERMEDIATE WEAVING

Traudi Bestler  
Skill level: I

In this class, students continue their exploration of weave structures. The projects and lessons are more challenging and will lead the weaver further down the path of learning. You will become more confident in setting up your loom and making the ideas in your imagination become real. You'll receive help with your projects and experience weaving on a variety of looms.

Enrollment limited to 10; ages 16 and up

- A70018

Tuesdays, September 4 - October 23

(8 classes) 9:30 a.m. - 12:30 p.m.

\$234 Members / \$260 Non-members
- B70018

Tuesdays, October 30 - December 18

(8 classes) 9:30 a.m. - 12:30 p.m.

\$234 Members / \$260 Non-members

## WEDNESDAY WEAVING

Traudi Bestler  
Skill level: AD

For people who can warp looms and read drafts independently. This class studies more complex weave structures and often spends one portion studying a new weave structure, followed by individual exploration into a project of choice. Designing using a computer program is also covered.

Enrollment limited to 8; ages 16 and up

- A70418

Wednesdays, September 5 - October 24

(8 classes) 9:30 a.m. - 12:30 p.m.

\$234 Members / \$260 Non-members
- B70418

Wednesdays, October 31 - December 19

(8 classes) 9:30 a.m. - 12:30 p.m.

\$234 Members / \$260 Non-members

## FOLK ART RUG HOOKING

Laurie Lausen  
Skill level: ALL

Discover the age-old craft of creating whimsical rugs using fabric strips and a simple hook. You will learn the basics of rug hooking: design techniques including transfer methods, color planning, wool preparation, a variety of finishing techniques, and the rich traditions behind this folk art. Beginning students will work on creating a small mat using one of a variety of kit choices which may be purchased at the first class. Experienced students will work on their own designs and may bring a project in process. Request a materials list from the Registrar. Beginners' kit (includes hook) is an additional \$30 plus tax.

Enrollment limited to 12; ages 16 and up

- A71218

Wednesdays, September 5 - October 24

(8 classes) 1 - 4 p.m.

\$234 Members / \$260 Non-members
- B71218

Wednesdays, October 31 - December 19

(8 classes) 1 - 4 p.m.

\$234 Members / \$260 Non-members

## BEGINNING WEAVING

Traudi Bestler  
Skill level: B, AB

This class introduces the pleasures of hand weaving. Using Art Center table looms, you will learn all about setting up and weaving a small project. New weavers may make scarves, table linens, bags or other interesting objects. A variety of twill patterns will be explored. Both beginners and those wanting to refresh their weaving skills are welcome in this group. An additional \$14 materials fee plus tax will be collected from first-time students.

Enrollment limited to 7; ages 16 and up

- A78118

Thursdays, September 6 - October 25

(7 classes) 9:30 a.m. - 12:30 p.m.

No class on October 4

\$204 Members / \$227 Non-members
- B78118

Thursdays, November 1 - December 20

(7 classes) 9:30 a.m. - 12:30 p.m.

No class on November 22

\$204 Members / \$227 Non-members



Working on a loom at the Art Center

# GLASS

## DAZZLING FUSED GLASS

Karen Graham  
Skill level: ALL

Have fun making one-of-a-kind glass plates, trays, bowls and ornaments for the kitchen, yard or window. Learn how to create dazzling patterns by blending different sizes of glass frits, layering opaque and transparent glass, adding stringers and more. Create a set of three 6 x 6-inch dishes or sculptures. Once your piece is fused together, it will be fired again in a mold to shape it. Some materials provided. Additional materials discussed at first class. Safety emphasized. Close toe shoes required. *Glass Cutting Essentials* [page 18] recommended for all students and required for new students.

Enrollment limited to 12; ages 16 and up

- B98118

Thursdays, November 15 - December 20

(5 classes) 1:30 - 5 p.m.

No class on November 22

\$254 Members / \$277 Non-members

# JEWELRY

## INTERMEDIATE JEWELRY DESIGN

Danny Saathoff  
Skill level: I, AD

Expand on the skills learned in *Beginning Silversmithing and Jewelry Design* through further exploration of familiar skills and the introduction of more advanced techniques including additional stone settings, mixed media and found objects as wearable art. This class will be loosely structured to allow more time to create new pieces, practice and hone your techniques. **Prerequisite:** a level I MCFTA silver jewelry class or instructor permission. Some materials provided. Project materials purchased by student. Request a materials list from the Registrar.

Enrollment limited to 10; ages 16 and up

- A85718

Mondays, September 10 - October 22

(7 classes) 9:30 a.m. - Noon

\$239 Members / \$262 Non-members
- B85718

Mondays, October 29 - December 17

(8 classes) 9:30 a.m. - Noon

\$269 Members / \$295 Non-members

## BEGINNING SILVERSMITHING AND JEWELRY DESIGN

Danny Saathoff  
Skill level: B, AB

Learn to work with silver and other metals to create fine jewelry, exploring metal fabrications, soldering, stone setting, cold connections and many more techniques. Beginners will be guided through basic techniques and can expect to complete at least one project by the end of the course. We will also discuss the essential equipment to continue work outside of the classroom. Bring a sketchbook. Most materials provided.

Enrollment limited to 10; ages 16 and up

- A83218

Mondays, September 10 - October 22

(7 classes) 12:30 - 3 p.m.

\$259 Members / \$282 Non-members
- B83218

Mondays, October 29 - December 17

(8 classes) 12:30 - 3 p.m.

\$289 Members / \$315 Non-members



METAL CLAY JEWELRY  
Sarah Bober  
Skill level: ALL



Learn how to make silver jewelry without saws or power tools by using metal clay. This flexible medium can be rolled, stamped, cut, and manipulated like traditional clay. Finished pieces are kiln or torch-fired to become 99.9% pure silver. Each week, students will learn and apply new techniques for working with metal clay and create a variety of unique jewelry designs. All tools provided. Class fee includes materials for first class.

Enrollment limited to 12; ages 16 and up

A86018    Thursdays, September 6 - 27  
(4 classes) 6 - 9 p.m.  
\$190 Members / \$206 Non-members

GEMSTONE DESIGNS  
IN METAL CLAY  
Sarah Bober  
Skill level: ALL



Learn multiple ways to set gemstones in metal clay. Unlike traditional silver work, no soldering or power tools are required! Stones can be set easily into the clay and fired into place to create stunning jewelry. Students will learn basic metal clay skills as well as stone setting techniques. Perfect for beginner or experienced metal clay artists. All tools provided. Class fee includes materials for the first class.

Enrollment limited to 12; ages 16 and up

B86118    Thursdays, November 29 - December 20  
(4 classes) 6 - 9 p.m.  
\$190 Members / \$206 Non-members

FRIDAY JEWELRY STUDIO  
Danny Saathoff  
Skill level: ALL



Learn the basics or work independently in this studio style jewelry class. Lots of demonstrations for newer students. More experienced students will be given one-on-one guidance on their own individualized jewelry designs. Those wishing a jewelry basics refresher are encouraged to join. Students who have not taken *Beginning Silversmithing and Jewelry Design* will be charged an extra \$20 plus tax for provided materials payable at first class.

Enrollment limited to 10; ages 16 and up

A83618    Fridays, September 7 - October 26  
(7 classes) 9:30 a.m. - Noon  
No class October 12  
\$239 Members / \$262 Non-members

B83618    Fridays, November 2 - December 21  
(8 classes) 9:30 a.m. - Noon  
\$269 Members / \$295 Non-members

LECTURE

THE REALIZATION  
OF A DREAM: THE  
PHOTOGRAPHS  
OF EDWARD CURTIS  
Christopher Cardozo  
Skill level: ALL

Edward Curtis had “such a big dream” he couldn’t see it all. This dream resulted in the creation of a thirty-year project that is unique in American history. This lecture and presentation will be accompanied by a unique slideshow, highlighting over sixty iconic Curtis images and a Q&A period. In addition to current perspectives on Edward Curtis’ “big dream,” the presentation will also explore what the work can teach us today and why it has endured for over one hundred years.

Enrollment limited to 50;  
ages 16 and up

A339L18    Thursday, September 20  
(1 class) 7 - 9 p.m.  
\$13 Members /  
\$15 Non-members

MCFTA ARTS BOOK  
CLUB: FALL 2018  
Curt Paulsen / Mara Miller  
Skill level: ALL

Come explore creativity and artistic ideas through open discussion around books chosen to pique the interest and inspire. There is no cost for participating, but space is limited, so please RSVP with our Registrars to save your spot. Plan on arriving early if you want lunch at the Art Center Café before the discussion starts.

Fall 2018 Book: *Short Nights of the Shadow Catcher: The Epic Life and Immortal Photographs of Edward Curtis* by Timothy Egan.

Engage with the photographs of Edward Curtis in the Laura Miles Gallery at MCFTA and then learn more about the photographer and his quest to “capture on film the continent’s original inhabitants before the old ways disappeared” by reading Timothy Egan’s riveting biography. Come for the discussion even if you don’t finish the book.

Enrollment limited to 30; ages 16 and up

A333L18    Friday, September 28  
(1 class) Noon - 1:30 p.m.  
Free! Registration Required



Metal Clay earrings by Artist-Instructor Sarah Bober



The Blanket Weaver - Navaho, 1904 by Edward Curtis



PAINTING (Acrylics, Oils, Pastels and Mixed-Media)

CONTEMPORARY  
ABSTRACT PAINTING  
Ellen Richman  
Skill level: ALL

This course presents contemporary abstract painting in acrylic or oil with an emphasis on formal aspects: color, composition and value. You will expand your knowledge of medium and techniques, while developing your personal style. Students work at their own pace on a series of abstract paintings. New students, please request a materials list from the Registrar.

Enrollment limited to 15; ages 16 and up

- A40618 Mondays, September 10 - October 22  
(7 classes) 9:30 a.m. - 12:30 p.m.  
\$204 Members / \$227 Non-members
- A49718 Fridays, September 7 - October 26  
(7 classes) 9:30 a.m. - 12:30 p.m.  
No class on October 12  
\$204 Members / \$227 Non-members
- B40618 Mondays, October 29 - December 17  
(8 classes) 9:30 a.m. - 12:30 p.m.  
\$234 Members / \$260 Non-members
- B49718 Fridays, November 2 - December 21  
(8 classes) 9:30 a.m. - 12:30 p.m.  
\$234 Members / \$260 Non-members

INSPIRATION, PROCESS  
AND ART  
Holly Nelson  
Skill level: AB, I, AD



Discover processes for inspiring your work and productivity, then integrate them into a finished piece of art. We will dig into what inspires us, whether it's collecting intriguing objects, going for walks outdoors, the visuals of film or the mood from a piece of music. Then bring our individual work to the next level by creating studies and process pieces (Georges Seurat made over fifty process pieces for *A Sunday Afternoon on La Grande Jatte*) that will result in a final work that is fresh, authentic and personally meaningful. All media welcome (pencils, charcoal, pastels, ink, watercolor, acrylic, water-based oils, mixed media, etc.). Request a materials list. Painting and/or drawing experienced required.

Enrollment limited to 12; ages 16 and up

- A48418 Tuesdays, September 4 - October 23  
(7 classes) 1 - 4 p.m.  
No class on October 2  
\$204 Members / \$227 Non-members
- B48418 Mondays, October 29 - December 17  
(8 classes) 9 a.m. - Noon  
\$234 Members / \$260 Non-members

INTRO TO PAINTING [CORE]  
Holly Nelson  
Skill level: B, AB

Have you always wanted to learn to paint but aren't sure where to start? In this beginning level class, you will be introduced to basic painting techniques using either acrylic or water-based oil paints. The instructor will take you step-by-step through a series of painting exercises that will build your skill level and confidence. You will also learn about the fundamentals of color mixing and application. Request a materials list from the Registrar.

Enrollment limited to 12; ages 16 and up

- A46518 Tuesdays, September 4 - October 23  
(7 classes) 9 a.m. - Noon  
No class on October 2  
\$204 Members / \$227 Non-members
- B46518 Mondays, October 29 - December 17  
(8 classes) 1 - 4 p.m.  
\$234 Members / \$260 Non-members

INTERMEDIATE/ADVANCED  
PAINTING STUDIO  
Dorothy Odland  
Skill level: I, AD

Understand more about the process of making art and developing personal style using oil, acrylic or watercolor. Work at your own pace with individual instruction in this open studio format class. Bring paints, brushes and painting surface to the first class.

Enrollment limited to 17; ages 16 and up

- A41418 Tuesdays, September 4 - October 23  
(8 classes) 9:30 a.m. - 12:30 p.m.  
\$234 Members / \$260 Non-members
- B41418 Tuesdays, October 30 - December 18  
(8 classes) 9:30 a.m. - 12:30 p.m.  
\$234 Members / \$260 Non-members



Foxglove by Artist-Instructor  
Cynthia Kath

PASTEL LANDSCAPE  
Cynthia Kath  
Skill level: AB, I, AD

The focus of this class is to understand pastels and help you find, trust and enrich your own artistic voice through this wonderful medium. Study the techniques of master artists to learn how value, composition, style and color turn into great works of art. Discover the luminosity of this pure pigment and capture the spirit of pastels. Request a materials list from the Registrar.

Enrollment limited to 11; ages 16 and up

- A47518 Tuesdays, September 4 - October 23  
(7 classes) 9:30 a.m. - 12:30 p.m.  
No class on September 11  
\$204 Members / \$227 Non-members
- B47518 Tuesdays, October 30 - December 18  
(8 classes) 9:30 a.m. - 12:30 p.m.  
\$234 Members / \$260 Non-members

BEGINNING/INTERMEDIATE  
PAINTING STUDIO  
Dorothy Odland  
Skill level: B, AB, I

Learn the basics or brush up on rusty skills. Work in oil, acrylic or watercolor to explore color and personal style. Work at your own pace with individual instruction in this open studio format class. Bring paints, brushes and painting surface to the first class.

Enrollment limited to 16; ages 16 and up

- A41518 Tuesdays, September 4 - October 23  
(8 classes) 1 - 4 p.m.  
\$234 Members / \$260 Non-members
- B41518 Tuesdays, October 30 - December 18  
(8 classes) 1 - 4 p.m.  
\$234 Members / \$260 Non-members

IN THE STYLE OF FRENCH  
MASTERS  
Michèle Coppin  
Skill level: ALL

Combine art history and personal art exploration in this fun six-week class that explores French art movements and how to make them your own. You will explore Impressionism, Post Impressionism, Fauvism, Pointilism, Cubism and Surrealism through a variety of projects and media while learning some French words and listening to French music. Bring regular painting supplies in the medium of your choice.

Enrollment limited to 12; ages 16 and up

- B40418 Tuesdays, October 30 - December 11  
(6 classes) 1 - 4 p.m.  
No class on November 20  
\$176 Members / \$195 Non-members

LET'S PAINT FROM LIFE  
WITH OILS  
Kristin Grevich  
Skill level: AB, I, AD



Painting from life is a great way to become a better painter. In this class you will develop your ability to see. You'll notice the nuance of colors and the relationships between them. You'll look more closely at values and learn to determine which lines are sharp or lost and how each element effects your painting. The more you look, the more you'll see. Each week a still life will be set. You may also bring in items that you would love to paint. Instructor demonstrations and individual coaching will help you improve your skills. Request a materials list from the Registrar.

Enrollment limited to 12; ages 16 and up

- B40818 Tuesdays, October 30 - December 4  
(6 classes) 1 - 4 p.m.  
\$176 Members / \$195 Non-members

EXPLORING  
COLLAGE  
AND MIXED  
MEDIA  
Bryan Holland  
Skill level: AB, I, AD



This course will explore a variety of supports, media, collage and image transfer techniques to create unique works of art. You'll see demonstrations of techniques, receive individualized direction and have time to work on and explore creating and working in layers. We'll also look at examples by other artists working in collage and mixed media and discuss design as it applies to the course. The collage and mixed media process is often delightfully unpredictable, so bring your sense of adventure! Some supports and materials will be provided. Request materials list from the Registrar.

Enrollment limited to 12;  
ages 16 and up

- A45918 Tuesdays,  
September 4 - October 23  
(8 classes) 1 - 4 p.m.  
\$259 Members /  
\$285 Non-members



ALL LEVELS  
PAINTING STUDIO  
Dorothy Odland  
Skill level: ALL

Enjoy a relaxed painting atmosphere in this evening studio format class. Learn basics or brush up on rusty skills. Work in oil, acrylic or watercolor to explore color and personal style. Work at your own pace with individual instruction. Bring paints, brushes and painting surface to the first class.

Enrollment limited to 16; ages 16 and up

- A41618    Tuesdays, September 4 - October 23  
(8 classes) 6:30 - 9:30 p.m.  
\$234 Members / \$260 Non-members
- B41618    Tuesdays, October 30 - December 18  
(8 classes) 6:30 - 9:30 p.m.  
\$234 Members / \$260 Non-members

LANDSCAPE AND NATURE  
PAINTING  
Michele Combs  
Skill level: AB, I, AD

Paint something you love and focus on achieving its essence. Capture a moment: the glow of an evening sunset, fog lifting over a river, children running through grass, or a sunlit flower. The instructor will help you develop and strengthen your skills in composition, value, color, and general artistry. Work at your own pace with individualized instruction. Bring your oil or acrylic paints and painting surface to the first class.

Enrollment limited to 12; ages 16 and up

- B48118    Thursdays, November 1 - December 20  
(7 classes) 9:30 a.m. - 12:30 p.m.  
No class on November 22  
\$204 Members / \$227 Non-members

DRAW AND PAINT FROM  
PHOTOS  
Tracie Thompson  
Skill level: ALL

Learn to use your favorite photos as the basis for beautiful drawings and paintings using the medium of your choice. You will learn how to transfer images onto a canvas and how to think about the overall composition including editing and adding elements that will improve the final piece. Lots of demonstrations and time to work on your art. Request a materials list from the Registrar. Bring five photos to the first class. Students interested in pet portraits are encouraged to join.

Enrollment limited to 11; ages 16 and up

- A41018    Thursdays, September 6 - October 25  
(8 classes) 1 - 4 p.m.  
\$234 Members / \$260 Non-members
- B41018    Thursdays, November 1 - December 6  
(5 classes) 1 - 4 p.m.  
No class on November 22  
\$146 Members / \$162 Non-members

PORTRAIT PAINTING  
IN OILS  
Audrey Stommess  
Skill level: B, AB, I

Create a realistic oil paint portrait from a photograph. No previous skills needed. You'll learn how to transfer the photo to a canvas, understand value, mix skin tone, apply hair textures and create a proportional likeness in this relaxed class. More experienced students will be guided based on their needs. The instructor will email you a week before class to gather students' photos. Request a materials list from the Registrar.

Enrollment limited to 12; ages 16 and up

- A46318    Thursdays, September 6 - October 25  
(7 classes) 6:30 - 9 p.m.  
No class on October 11  
\$170 Members / \$189 Non-members
- B46318    Thursdays, November 1 - December 20  
(7 classes) 6:30 - 9 p.m.  
No class on November 22  
\$170 Members / \$189 Non-members

OIL VS. ACRYLIC  
EXPLORATION  
Audrey Stommess  
Skill level: ALL

Curious about the differences between working in acrylic versus oil paint? Try this four-week class that lets you explore both mediums with materials included. You will work on two pieces, one in each medium, and learn first-hand about the pros and cons of both. A great opportunity for new students who want to try painting before investing in paints.

Enrollment limited to 12; ages 16 and up

- B43718    Saturdays, November 10 - December 8  
(4 classes) 9:30 a.m. - 12:30 p.m.  
No class on November 24  
\$142 Members / \$155 Non-members

> See also Drawing for Painters on page 9



Peonies by Artist-Instructor Kristin Grevich

PAINTING (Watercolors)

WATERSCAPES  
IN WATERCOLOR  
Catherine Hearing  
Skill level: AB, I

Water is one of the most difficult things to paint, but endlessly fascinating. Focusing on still water, moving water and wave patterns, you will learn a three-step process to reduce a landscape to basic shapes and values, leaving out unnecessary detail and creating a unified and dynamic painting. Elements of basic landscape design, palette selection, paint application and expressive color will be explored as well as techniques to loosen up your watercolor style. Experience with watercolor required. Request a materials list from the Registrar.

Enrollment limited to 12; ages 16 and up

- A43618    Mondays, September 10 - October 1  
(4 classes) 9 a.m. - Noon  
\$117 Members / \$130 Non-members

ATMOSPHERIC SKIES  
WATERCOLOR  
Catherine Hearing  
Skill level: AB, I



Have you ever seen a “watercolor sky” and wondered how to paint it? This class will focus on the sky as the main subject. You'll learn how to paint overcast skies, how to add vibrant color and drifting clouds, how to work with concepts of complementary contrast and how to employ wet-into-wet techniques to build luminous effects. The sky is the limit! Request a materials list from the Registrar.

Enrollment limited to 12; ages 16 and up

- A47918    Mondays, September 10 - October 1  
(4 classes) 12:30 - 3:30 p.m.  
\$117 Members / \$130 Non-members

BEGINNING WATERCOLOR  
[CORE CLASS]  
Sonja Hutchinson  
Skill level: B

Learn the unique techniques of watercolor painting in this class designed for the first-time watercolor artist and those wishing for a basic refresher course. You will be introduced to watercolor materials, methods and color mixing. Each class will begin with a new topic and demonstration, followed by a project designed to reinforce the presented skills. This will be a fun, hands-on class that will hook you on the art of watercolor painting. Request a materials list from the Registrar. Some materials provided.

Enrollment limited to 12; ages 16 and up

- A42118    Tuesdays, September 4 - October 23  
(8 classes) 6 - 8 p.m.  
\$181 Members / \$198 Non-members
- B42118    Wednesdays, October 31 - December 19  
(7 classes) 1 - 4 p.m.  
No class on November 21  
\$229 Members / \$252 Non-members

WATERCOLOR I:  
WORKING FROM PHOTOS  
Sonja Hutchinson  
Skill level: AB

This class is for advanced beginner watercolor artists who want to start working on their own subject matter using photographic reference materials. You'll learn compositional design and develop a point of view for each piece. You will practice simplifying visual elements and value planning to help achieve your vision. Students will receive individual coaching and work at their own pace while applying their core watercolor skills to new works.

Enrollment limited to 12; ages 16 and up

- A42518    Wednesdays, September 5 - October 24  
(8 classes) 9 a.m. - Noon  
\$234 Members / \$260 Non-members
- B42518    Wednesdays, October 31 - December 19  
(7 classes) 9 a.m. - Noon  
No class on November 21  
\$204 Members / \$227 Non-members



Headwaters by Artist-Instructor Sonja Hutchinson



CONTEMPORARY BOTANICALS II  
Suz Galloway  
Skill level: I, AD

This class is designed for intermediate to advanced watercolor painters to pursue individual projects in the American style of botanical painting. Each student will select a botanical subject and develop their painting process through plant selection, process drawings, composition and color and value development with guidance from the instructor. The instructor will introduce painting methods, techniques, design and current literature as needed. Bring your watercolor supplies and hot-pressed paper. **Prerequisite:** Some watercolor painting experience or *Contemporary Botanicals I*.

Enrollment limited to 15; ages 16 and up

- A45118    Wednesdays, September 12 - October 24  
(7 classes) 9:30 a.m. - 12:30 p.m.  
\$204 Members / \$227 Non-members
- B45118    Wednesdays, October 31 - December 5  
(5 classes) 9:30 a.m. - 12:30 p.m.  
No class on November 21  
\$146 Members / \$162 Non-members

CONTEMPORARY BOTANICALS I  
Suz Galloway  
Skill level: AB, I

Learn how to draw and paint botanical subjects in the contemporary American style. Beginning students will draw a leaf focusing on contours and vein structure, moving on to twigs and seedpods. Intermediate students will select a botanical subject and work on process drawings, composition, value development and/or an introduction to botanical painting. Explore colored pencils if interested. The instructor will introduce methods, techniques and design as needed. New students please request a materials list from the Registrar. **Prerequisite:** *Drawing Basics* or *Beginning Watercolor*. Continue your botanical studies with *Contemporary Botanicals II*.

Enrollment limited to 15; ages 16 and up

- A48018    Wednesdays, September 12 - October 24  
(7 classes) 1 - 4 p.m.  
\$204 Members / \$227 Non-members
- B48018    Wednesdays, October 31 - December 5  
(5 classes) 1 - 4 p.m.  
No class on November 21  
\$146 Members / \$162 Non-members

WATERCOLOR III: STUDIO  
Suz Galloway / Catherine Hearingd  
Skill level: I, AD

In this intermediate to advanced studio format class, each artist will be working on an individual project. Subject matter may include still life set ups, photographic reference material, imaginative images or abstraction. Individual critiques and instruction will help guide students in their personal artistic journeys. Bring supplies to the first class. **Prerequisite:** *Continuing Watercolor II* or instructor’s permission. Previously called *Continuing Watercolor III*.

Enrollment limited to 15; ages 16 and up

- A42418    Thursdays, September 6 - October 25  
SUZ GALLOWAY  
(8 classes) 9:30 a.m. - 12:30 p.m.  
\$234 Members / \$260 Non-members
- B42418    Thursdays, November 1 - December 20  
CATHERINE HEARDING  
(7 classes) 9:30 a.m. - 12:30 p.m.  
No class on November 22  
\$204 Members / \$227 Non-members

WATERCOLOR II: REFINING SKILLS  
Suz Galloway / Catherine Hearingd  
Skill level: I

Continue developing skills and personal expression in a course that encourages exploration while increasing familiarity with watercolor techniques through instructor demonstration. General emphasis will be on individual confidence and growth. Bring supplies to the first class. **Prerequisite:** *Continuing Watercolor I*, or equivalent, or instructor’s permission. Previously called *Continuing Watercolor II*.

Enrollment limited to 15; ages 16 and up

- A42618    Thursdays, September 6 - October 25  
SUZ GALLOWAY  
(8 classes) 1 - 4 p.m.  
\$234 Members / \$260 Non-members
- B42618    Thursdays, November 1 - December 20  
CATHERINE HEARDING  
(7 classes) 1 - 4 p.m.  
No class on November 22  
\$204 Members / \$227 Non-members



Rogue River Float by Artist-Instructor Catherine Hearingd

COLOR CONFIDENCE WATERCOLOR  
Catherine Hearingd  
Skill level: AB, I

Learn to mix clean, vibrant color without fear or hesitation in this confidence building watercolor class! Explore concepts of color value, intensity and temperature and practice color mixing and application. We’ll move beyond basic color theory and explore structured color schemes, strengthening color knowledge. You will learn strategies to paint for greater visual impact. We’ll focus on quick color sketch exercises to understand concepts rather than completed paintings. Request a materials list from the Registrar.

Enrollment limited to 12; ages 16 and up

- B42718    Fridays, November 2 - December 21  
(7 classes) 9 a.m. - Noon  
No class on November 23  
\$204 Members / \$227 Non-members

COLOR BY DESIGN WATERCOLOR  
Catherine Hearingd  
Skill level: I, AD

Boldly continue your exploration of color in this next-step class from *Color Confidence*. In this advanced color class, you will apply your knowledge of paints, paper and application and learn to express your own personal vision through your choices of color and design. **Prerequisite:** *Color Confidence*. Request a materials list from the Registrar.

Enrollment limited to 12; ages 16 and up

- B47118    Fridays, November 2 - December 21  
(7 classes) 12:30 - 3:30 p.m.  
No class on November 23  
\$204 Members / \$227 Non-members

PHOTOGRAPHY

PHOTOGRAPHY: COMPOSITION AND DESIGN  
Anne Groton  
Skill level: ALL

Develop your photographer’s eye in this class where everything in the photograph is viewed as an active element of design. Learn how to see and use the elements and principles of design to create stronger images – you will be surprised by how much we have to work with as we compose our images! Through discussion, practice, review, and study, together we will ask questions and invite learning. To get the most from this class, know your camera’s settings and be familiar with aperture/ depth of field and shutter speed prior to class. Bring your camera, your camera manual, and a flash drive to class.

Enrollment limited to 10; ages 16 and up

- A61418    Mondays, September 10 - October 15  
(6 classes) 9:30 a.m. - 12:30 p.m.  
\$211 Members / \$234 Non-members
- B61418    Mondays, October 29 - December 10  
(6 classes) 9:30 a.m. - 12:30 p.m.  
No class on November 19  
\$211 Members / \$234 Non-members

ADVANCED CREATIVE IPHONE PHOTOGRAPHY  
Eric Mueller  
Skill level: I, AD



Learn and explore advanced techniques for shooting and editing amazing photos with your iPhone. You’ll experiment with a variety of apps for shooting and editing images to express your unique vision as a photographer. Each week will have shooting assignments reviewed the following week in a positive, open environment. **Prerequisite:** *Creative iPhone Photography*. You’ll need an iPhone for shooting, editing and sharing. Expect to spend an additional \$15 - \$20 on iPhone apps.

Enrollment limited to 12; ages 16 and up

- B67918    Mondays, October 29 - December 10  
(7 classes) 1 - 4 p.m.  
\$246 Members / \$273 Non-members

➤ See also *Creative iPhone Photography Bootcamp* on page 16



INTERMEDIATE DIGITAL PHOTOGRAPHY

Carl Beihl  
Skill level: I, AD

This class provides greater focus on individual work as you continue to gain competency with your digital camera. Shooting assignments will be given each week, and your digital photos will be reviewed in class. Bring a digital camera (with charged or fresh batteries), memory card and your camera’s manual. You will need a home computer that allows you to download images from your camera and save them to a jump drive (USB memory stick) for class viewing.

Enrollment limited to 10; ages 16 and up

- A61518

Tuesdays, September 4 - October 23  
(8 classes) 9 a.m. - Noon  
\$281 Members / \$312 Non-members
- B61518

Tuesdays, October 30 - December 18  
(7 classes) 9 a.m. - Noon  
No class on November 13  
\$246 Members / \$273 Non-members

LIGHTROOM FUNDAMENTALS

Alan Shefland  
Skill level: B, AB

Learn the basics of Adobe Lightroom, a valuable tool for organizing, editing and sharing your photography. Start by learning how to set up Lightroom, including importing and exporting images. Then explore the seven modules with an emphasis on the Develop module. By the end of the class, you will have the skills to explore the vast potential of Lightroom and make your images come alive. Each student will need to bring a laptop computer running the current operating system along with Adobe Lightroom CC15 or LR6 installed. Students also need to bring a jump drive with exactly 15 images on it (nothing else, please) for importing and exporting.

Enrollment limited to 12; ages 16 and up

- A67418

Tuesdays, September 4 - October 23  
(8 classes) 1 - 4 p.m.  
\$281 Members / \$312 Non-members

MAKING PHOTOGRAPHS

Carl Beihl  
Skill level: I, AD

This class will help serious amateur and professional photographers find more passion in their work by exploring the narrative, aesthetic and emotional aspects of image making, with an emphasis on simplicity and the use of natural light. Through practical demonstrations, field trips, individual portfolio reviews and studying the work of other photographers, we will refine our views on producing work and balancing the various aspects of a busy life.

Enrollment limited to 10; ages 16 and up

- A61018

Wednesdays, September 5 - October 24  
(8 classes) 9:30 a.m. - 12:30 p.m.  
\$281 Members / \$312 Non-members
- B61018

Wednesdays, October 31 - December 19  
(8 classes) 9:30 a.m. - 12:30 p.m.  
\$281 Members / \$312 Non-members

ABSTRACT DIGITAL PHOTOGRAPHY

Carl Beihl  
Skill level: ALL

Abstract photography creates mood and/or feeling without portraying recognizable objects or scenes. In this class, you will experiment with ways to carry photography beyond realism by playing with scale, removing contextual information and photographing through water or other clear materials. You will explore shadow, blurring techniques and exposure times in order to find your own personal expression and design aesthetic. Color, contrast and composition will be examined through weekly assignments and in-class reviews. Bring a digital camera and examples of your work to the first class.

Enrollment limited to 10; ages 16 and up

- A61118

Wednesdays, September 5 - October 24  
(8 classes) 1 - 4 p.m.  
\$281 Members / \$312 Non-members
- B61118

Wednesdays, October 31 - December 19  
(8 classes) 1 - 4 p.m.  
\$281 Members / \$312 Non-members

ADVANCED BEGINNER DIGITAL PHOTOGRAPHY

Alan Shefland / David Coats  
Skill level: AB

If you’ve taken *Beginning Digital Photography* and you’re ready to take your craft to the next level but don’t feel quite ready for the Intermediate Digital Photography class, this is where you belong. This is where it starts to get serious and fun. You’ll become more technically competent while honing your artistic chops. Students who have acquired beginning level digital photography skills elsewhere are welcome, but need instructor approval. Please contact the Registrar for more information.

Enrollment limited to 10; ages 16 and up

- A66418

Thursdays, September 6 - October 25  
ALAN SHEFLAND  
(8 classes) 9:30 a.m. - 12:30 p.m.  
\$281 Members / \$312 Non-members
- B66418

Thursdays, November 1 - December 20  
DAVID COATS  
(7 classes) 9:30 a.m. - 12:30 p.m.  
No class on November 22  
\$246 Members / \$273 Non-members

BEGINNING DIGITAL PHOTOGRAPHY

Alan Shefland / David Coats  
Skill level: B, AB

If you’re a beginning photographer and a bit mystified by your digital camera, this class is for you. You’ll start by learning camera basics like aperture, shutter speed, and ISO settings. You’ll move on to learning how to make pictures and to develop your compositional skills. We’ll also discuss lenses and other equipment and how to care for your gear. By the end of the course you’ll be more excited than ever about photography and you’ll own a collection of images that demonstrate your techical and creative growth. Please bring your camera (fully charged) and its manual. The class workbook, *Understanding Photography Field Guide* by Brian Peterson, is optional but strongly recommended.

Enrollment limited to 10; ages 16 and up

- A66218

Thursdays, September 6 - October 25  
ALAN SHEFLAND  
(8 classes) 1 - 4 p.m.  
\$281 Members / \$312 Non-members
- B66218

Thursdays, November 1 - December 20  
DAVID COATS  
(7 classes) 1 - 4 p.m.  
No class on November 22  
\$246 Members / \$273 Non-members

SCULPTURE

STONE CARVING BEGINNING/INTERMEDIATE

Susan Lyman  
Skill level: ALL

Discover the magic of stone carving. Starting with hand tools and working small in limestone, beginning students will be introduced to the carving process including basic three-dimensional design concepts. Intermediate students will hone their understanding of the reductive process and sculptural design and be introduced to power and pneumatic tools. First-time students are provided with a limestone block to carve and all necessary tools. Intermediate students may want to discuss their project with the instructor before purchasing materials. You’ll be surprised by the imagery you’ll unlock within the stone.

Enrollment limited to 18; ages 16 and up

- A82918

Wednesdays, September 5 - October 24  
(8 classes) 12:30 - 3:30 p.m.  
\$292 Members / \$323 Non-members
- A83018

Saturdays, September 8 - October 27  
(8 classes) 9:30 a.m. - 12:30 p.m.  
\$292 Members / \$323 Non-members
- B82918

Wednesdays, October 31 - December 19  
(8 classes) 12:30 - 3:30 p.m.  
\$292 Members / \$323 Non-members
- B83018

Saturdays, November 3 - December 22  
(8 classes) 9:30 a.m. - 12:30 p.m.  
\$292 Members / \$323 Non-members



Independence Day by Artist-Instructor David Coats



## SAMPLER SATURDAY / SEPTEMBER 29

### CERAMICS

Art Center Faculty  
Skill level: ALL

See if a ceramics class is right for you. Try throwing and/or handbuilding in this two-hour introduction to ceramics. You'll see demos and try your hand at working with clay in this fun ceramic sampler. All materials included.

Enrollment limited to 12;  
ages 16 and up

AS90AM18 Saturday, September 29  
(1 class) 10 a.m. - Noon  
\$23 Members /  
\$25 Non-members

### DRAWING

Art Center Faculty  
Skill level: ALL

Everyone can learn to draw! Here's your chance to explore drawing techniques and learn fundamentals in an enjoyable two-hour event. Overcome inhibitions with creative exercises to fill the paper, increase skill and build confidence for a more in-depth drawing class. All materials included.

Enrollment limited to 12;  
ages 16 and up

AS40AM18 Saturday, September 29  
(1 class) 10 a.m. - Noon  
\$23 Members /  
\$25 Non-members

### PAINTING

Art Center Faculty  
Skill level: ALL

Wondering if you'd enjoy a painting class? Explore painting techniques and learn fundamentals through clever exercises with acrylics to gain a feel for the medium and increase confidence and skill in a fun two hour event. All materials provided.

Enrollment limited to 12;  
ages 16 and up

AS45PM18 Saturday, September 29  
(1 class) 1:30 - 3:30 p.m.  
\$23 Members /  
\$25 Non-members

### KIDS ART EXPLORATION

Art Center Faculty  
Skill level: ALL

In this fun sampler class, we will experiment with a variety of artistic media such as drawing, painting, collage or printmaking. Participants will learn basic art techniques and terminology and have many opportunities to explore their own creative processes and interests.

Enrollment limited to 12; ages 6 to 12

AS10PM18 Saturday, September 29  
(1 class) 1:30 - 3:30 p.m.  
\$23 Members /  
\$25 Non-members

Try it!

## WORKSHOPS FOR ADULTS

### FUN WATERCOLOR PORTRAITS

Georgia Kandiko  
Skill level: ALL

Learn about facial proportions and how to capture facial tones in this fun introduction to watercolor portraiture. You'll explore techniques for getting facial guidelines onto watercolor paper, glazing and managing lost and found edges. The instructor will provide reference photographs for the exercises, but participants may bring personal photographs for their projects. Bring watercolor supplies and Arches 140 lb. watercolor paper. Café is open for the half-hour break.

Enrollment limited to 13; ages 16 and up

A482W18 Wednesday, September 5  
(1 class) 9:30 a.m. - 4 p.m.  
\$73 Members / \$81 Non-members

### BOTANICAL ETCHING

Abbey Kleinert  
Skill level: ALL

Etching was one of the first ways that artists and scientists documented the plant world. In this workshop, you will view historic botanical etchings and learn how to turn a sketch, photo, or painting into botanical prints. You'll try a variety of printing methods and leave the workshop with work that can be framed or used in other processes such as encaustics, collage, and watercolor painting. Botanical drawing or painting experience is helpful but not necessary. Bring a few 5x7 botanical images to the first workshop.

Enrollment limited to 8; ages 16 and up

A649W18 Fridays, September 7 & 14  
(2 classes) 9:30 a.m. - 12:30 p.m.  
\$90 Members / \$98 Non-members

### JEWELRY WITH DIMENSION

Linda Seebauer Hansen  
Skill level: ALL

Explore making 3-D structured jewelry in metals. You'll learn forming, bending, texturing and fabrication techniques. Lots of instructor demonstrations such as roll printing, soldering a hollow form, and 'no-fuss' finishing applications. Beginning students will discover the ease of transforming metal into a pendant or bead-like hollow form. Students with previous jewelry skills will be encouraged to try more complex problem-solving or add ornamental details. Request a materials list from the Registrar. Café open for the half-hour break.

Enrollment limited to 10; ages 16 and up

A859W18 Thursdays, September 13 & 20  
(2 classes) 9 a.m. - 4 p.m.  
\$214 Members / \$234 Non-members

### NATURAL PLANT DYEING FOR WOOL

Laurie Lausen  
Skill level: ALL

Learn how to dye wool with rich, earthy colors made from plants growing all around us. This class will cover growing, harvesting and preparing both dye materials and wool for truly unique fabrics to use in rug hooking, wool applique, sewing and quilting. Fee includes class notebook and some dyed wool samples. Students should bring pen or pencil and a plastic zip bag to take home wet samples. Café is open for the half-hour break.

Enrollment limited to 10; ages 16 and up

A741W18 Friday, September 14  
(1 class) 9:30 a.m. - 4 p.m.  
\$90 Members / \$98 Non-members

### CREATIVE IPHONE PHOTOGRAPHY BOOTCAMP

Eric Mueller  
Skill level: B, AB

Learn to take amazing photos with your iPhone. You'll explore photography basics such as lighting, composition, and storytelling along with the specific aesthetics of mobile photography. You'll gain experience with easy-to-use apps for shooting and editing and get great tips for sharing your images on social media platforms. There will be a shooting assignment between the first and second week and an in-class review and sharing of work. No previous photography experience necessary, but you'll need an iPhone for shooting, editing and sharing. Expect to spend an additional \$5 - \$10 on iPhone apps. Bring a lunch for the half-hour break.

Enrollment limited to 12; ages 16 and up

A676W18 Saturdays, September 15 & 22  
(2 classes) 9:30 a.m. - 4 p.m.  
\$170 Members / \$188 Non-members

### BASKET WEAVING - WILLIAMSBURG BASKET

Debbie Johnson  
Skill level: ALL

Give basket weaving a try or enjoy a basket weaving refresher. This wonderful and functional basket transitions from a square woven base into a round basket with shaping guided by an oak Williamsburg handle. You will learn start/stop weaving, twining, twill work and shaping. Finished size is approximately 9" round and 5" high, not including the handle. Materials included. Café is open for the half-hour break.

Enrollment limited to 12; ages 16 and up

A733W18 Friday, September 21  
(1 class) 9:30 a.m. - 4 p.m.  
\$99 Members / \$107 Non-members



**WET-INTO-WET  
WATERCOLOR**  
Suz Galloway  
Skill level: AB, I, AD

Loosen up your style and make your watercolors look more spontaneous. In this two-day workshop, you will learn different types of wet-into-wet techniques that will help you rediscover the beauty of watercolor painting with a strong emphasis on value. Bring an enthusiasm for discovery, fresh tubes of paint, brushes, masking fluid, a full sheet of Arches 140 lb. cold press paper and an old towel. Café is open for the half-hour break.

Enrollment limited to 12; ages 16 and up

A453W18 Fridays, September 21 & 28  
(2 classes) 9:30 a.m. - 3:30 p.m.  
\$129 Members / \$143 Non-members

**BEAD WEAVING: PEYOTE  
STITCH BASICS**  
Cheri Meyer  
Skill level: ALL

Learn the ancient technique of off-loom bead weaving using the peyote stitch. You'll enjoy weaving seed beads together using a needle and thread to form beautiful patterns. This introductory class will teach you the basic peyote stitch and you'll create a one, two, or three-color woven design.

Enrollment limited to 10; ages 16 and up

A715W18 Friday, September 28  
(1 class) 9 a.m. - 1 p.m.  
\$52 Members / \$57 Non-members

**TABLET WEAVING**  
Traudi Bestler  
Skill level: ALL

Make intricate, colorful narrow bands on equipment small enough to fit in your pocket. Tablet weaving dates back to the 8th century BCE and was used by many cultures to create sumptuous textiles. We will use a variety of sources for patterns to create our bands, which are suitable for book markers and trimmings on clothing, pillows, hats and tableware. The "loom" is a set of cards, which will be provided. Bring a lunch for the half-hour break.

Enrollment limited to 10; ages 16 and up

A759W18 Saturday, September 29  
(1 class) 10 a.m. - 4 p.m.  
\$72 Members / \$79 Non-members

**WATERCOLOR PORTRAITS:  
FOCUS ON LIKENESS**  
Georgia Kandiko  
Skill level: ALL



Jump right into painting in this intermediate watercolor portrait class that will focus on creating an individual's likeness by paying attention to the values, shapes and soft edges of each unique face. You will concentrate on facial curves, shadows and how to avoid flattening facial contours. **Prerequisite:** *Fun Watercolor Portraits* or equivalent. Bring photo reference materials, watercolor supplies and Arches 140 lb. cold press paper. Café is open for the half-hour break.

Enrollment limited to 13; ages 16 and up

A434W18 Tuesday, October 2  
(1 class) 9:30 a.m. - 4 p.m.  
\$73 Members / \$81 Non-members

**THE POWER OF  
PHOTOGRAPHY:  
EXPLORING,  
EDUCATING,  
EMPOWERING  
AND INSPIRING**  
Peter Bernardy  
Skill level: ALL

Master Printer Peter Bernardy will introduce and discuss the photographic processes Curtis used to express and communicate his vision. Working in such a variety of mediums is exceedingly rare for photographers – both in the past and the present. One of the processes Curtis used in the field, cyanotypes (a 19th-century photographic printing process involving sun exposure), will be demonstrated in the workshop.

Enrollment limited to 25;  
ages 12 and up (Adult  
supervision required for  
attendees under 16)

A249W18 Saturday, October 6  
(1 class) 1 - 3 p.m.  
\$22 Members /  
\$25 Non-members



Williamsburg Basket by Artist-Instructor Debbie Johnson

**FUSED GLASS JEWELRY**  
Diane Petron  
Skill level: ALL

Create your own beautiful glass jewelry and learn the basics of glass fusing on a small scale! You will learn to cut, shape and layer glass, embed metal hangers and play with decorative embellishments, such as frit and dichroic glass. You will start by making pendants and move on to smaller, more challenging projects such as earrings or beads. Tools and most materials (glass, metal for hangers and pendant bails) are provided. Additional findings may be purchased. Those with experience may bring specialty glass, only if it is COE 90. You will take home at least one completed piece at the end of class. Additional projects will be fired in a kiln by the instructor and ready for pickup in three weeks.

Enrollment limited to 12; ages 16 and up

A987W18 Saturday, October 6  
(1 class) 12:30 - 3:30 p.m.  
\$57 Members / \$62 Non-members

**WATERCOLOR GLAZING  
& REFLECTIVE LIGHT**  
Julie Allen  
Skill level: AB, I

Learn to create and build glowing watercolors by glazing thin layers of transparent watercolor paint. Watercolor is the only medium where you can glaze on many layers of color and still reflect beautiful light. Because layers need to be fully dry, you'll be working on several pieces simultaneously as you explore the potential of this essential technique. Bring a hairdryer and request a materials list from the Registrar. Café is open for the half-hour break.

Enrollment limited to 12; ages 16 and up

A433W18 Monday, October 8  
(1 class) 9:30 a.m. - 4 p.m.  
\$70 Members / \$78 Non-members

**INTRO TO PÂTE DE VERRE**  
Karen Graham  
Skill level: ALL

Discover the delicate beauty of working with fine glass powders and frits (glass pieces ground to the size of salt crystals) in this intro class to Pâte de Verre. You'll use a prepared mold for an 8-inch shallow bowl and learn to mix colors and make patterns. After the firing (the second class), you'll remove your piece from the mold and learn cold working and finishing techniques. Discussion and examples of the art form will enrich the experience. Materials included. Safety emphasized. Bring a face mask, old towel, and wear closed-toe shoes.

Enrollment limited to 10; ages 16 and up

A982W18 Thursdays, October 11 & 25  
(2 classes) 9:30 a.m. - 12:30 p.m.  
\$145 Members / \$154 Non-members

**CARDOZO FINE ART  
PRINT STUDIO TOUR  
IN SAINT PAUL**  
Christopher Cardozo /  
Peter Bernardy  
Skill level: ALL

Tour the Cardozo Fine Art print studio with world-renowned Christopher Cardozo and Master Printer Peter Bernardy. We will demonstrate how we draw upon an archive of over three thousand original Curtis photographs to faithfully recreate a select group of Curtis' most iconic and sought-after images. You will be given the opportunity to do hands-on activities.

Enrollment limited to 20;  
ages 16 and up

A249W18 Saturday, October 13  
(1 class) Time TBD  
\$22 Members /  
\$25 Non-members

**ONE DAY INTRODUCTION  
TO RUG HOOKING**  
Laurie Lausen  
Skill level: B, AB

Learn the basic techniques of rug hooking while creating a simple design mug mat. A great way to try your hand at this early method of making rugs by pulling loops of wool fabric through a linen backing. All materials included. Bring a lunch for the half-hour break.

Enrollment limited to 12; ages 16 and up

A735W18 Saturday, October 13  
(1 class) 10 a.m. - 4 p.m.  
\$86 Members / \$93 Non-members



Peyote stitch bracelets by Artist-Instructor Cheri Meyer



## PAINTING PORTRAITS WITH A FRIEND

Dakota Hoska

Skill level: AB, I, AD

**NEW!**

This workshop will explore portraiture and how we choose to represent ourselves and others in art. After a tour and discussion of the Edward Curtis show in the Gallery, students will pair up with another student and learn to draw and paint from life. Warm-up exercises will build your confidence and help you get started. Students may register separately and will be paired with another student. Some drawing or painting experience recommended. Bring several small items that represent you and request a materials list from the Registrar. Don't worry if you haven't painted a portrait or posed before. The instructor will provide you with plenty of tips in a fun, relaxing environment where you can experiment. Bring a lunch for the half-hour break.

**Enrollment limited to 14; ages 16 and up**

A490W18 Saturdays, October 6 & 13  
(2 classes) 9:30 a.m. - 4 p.m.  
\$140 Members /  
\$156 Non-members

## FREE-FORM PEYOTE STITCH BRACELET

Cheri Meyer

Skill level: AB, I, AD

Weave, mix colors and incorporate beads into a freeform bracelet design that will fit your exact wrist size. In this class, you will build on the basic peyote stitch and learn different designs and an easy closure technique. Take home instructions included. You will need to select and bring your own beads and materials. Request a materials list from the Registrar.

**Prerequisite:** *Bead Weaving: Peyote Stitch Basics* or equivalent knowledge. Café is open for the half-hour break.

**Enrollment limited to 10; ages 16 and up**

A716W18 Friday, October 19  
(1 class) 9:30 a.m. - 4 p.m.  
\$76 Members / \$84 Non-members

## DYE DAY

Traudi Bestler

Skill level: ALL

Don't settle for colors you don't like. Change them! Learn to safely use fiber reactive and acid dyes. Bring yarns/fabrics for experiments in dyeing, overdyeing and choosing the correct dye techniques for various fibers. All dyes are supplied. Bring a lunch for the half-hour break.

**Enrollment limited to 10; ages 16 and up**

A761W18 Saturday, October 20  
(1 class) 9:30 a.m. - 2:30 p.m.  
\$63 Members / \$68 Non-members

## FLOWERS AND FRENCH

Michèle Coppin

Skill level: ALL

Immerse yourself in color and enjoy a day of flower painting and French ambiance. Open to painters of all levels, new students will be shown demonstrations and given instruction on how to start, while experienced painters will be free to gather a bouquet and begin painting with guidance from the instructor as needed. Work in oils, acrylics, or pastels. Bring a lunch for the half-hour break.

**Enrollment limited to 15; ages 16 and up**

A488W18 Saturday, October 20  
(1 class) 9:30 a.m. - 4 p.m.  
\$70 Members / \$78 Non-members

## GLASS MOSAICS

Julie Vogl

Skill level: ALL

Discover the art of making mosaics. Bring your creativity and learn to clip and cut glass and apply grout to your own original design. We will be working with stained glass as the primary material to create two mosaic works of art. Feel free to bring any small treasures (buttons, beads, single earrings, keys, coins) you may want to incorporate into your art (optional). Materials included.

**Enrollment limited to 10; ages 16 and up**

A969W18 Saturdays, October 20 & 27  
(2 classes) 9:30 a.m. - 1 p.m.  
\$119 Members / \$130 Non-members

## UNDERPAINTING AND THE DISAPPEARING PURPLE

Julie Allen

Skill level: AB, I

**NEW!**

Discover the technique of under painting with variations of warm and cool purples. Then glaze your transparent watercolors over the purple to create beautiful values, dimension and luminosity. One of Julie Allen's favorite tools for creating powerful watercolors, you will love this unique painting method! Request a materials list from the Registrar.

**Enrollment limited to 12; ages 16 and up**

A485W18 Monday, October 22  
(1 class) 9:30 a.m. - 4 p.m.  
\$70 Members / \$78 Non-members

## JOY OF NEEDLE FELTING

Leslie Granbeck

Skill level: ALL

**NEW!**

Learn to make felted jewelry, ornaments, flowers and embellishments with no knitting or water. Using colorful wool fibers and special barbed needles (yes, they're sharp!) you'll learn how to create a variety of 2-D and 3-D felted art. You'll be amazed at the possibilities. Bring from home a pair of sharp scissors. Café is open for the half-hour break.

**Enrollment limited to 10; ages 16 and up**

A777W18 Friday, October 26  
(1 class) 10 a.m. - 3 p.m.  
\$73 Members / \$80 Non-members

## ENCAUSTIC PAINTING: WORKING WITH WAX

Jodi Reeb

Skill level: ALL

In this exciting, one-day experience you will learn encaustic techniques (molten beeswax painting). A brief history and description of encaustic painting will be shared as well as basic supplies and tools, safety, preparation of supports including application of grounds, fusing techniques and paint application. A variety of techniques will be demonstrated such as wax image transfers, mixing your own paint, creating texture and working with masks and stencils. The majority of time will be spent painting. Previous participants may work on individual projects with instructor guidance. All levels welcome. Materials included.

**Enrollment limited to 10; ages 16 and up**

B438W18 Thursday, November 1  
(1 class) 9 a.m. - 3:30 p.m.  
\$120 Members / \$129 Non-members

## GLASS CUTTING ESSENTIALS

Karen Graham

Skill level: B, AB

**NEW!**

Learn or improve your basic glass cutting skills by focusing on this essential technique. You'll learn how to cut interesting shapes and create clean edges. This class is required for new students to Dazzling Fused Glass and recommended for returning students. This will help you jump into the art of fused glass with confidence. Safety emphasized. Close-toe shoes required.

**Enrollment limited to 10; ages 16 and up**

B979W18 Thursday, November 1  
(1 class) 1:30 - 4 p.m.  
\$40 Members / \$44 Non-members

## BASKET WEAVING BREAD BASKET

Debbie Johnson

Skill level: ALL

**NEW!**

This charming bread basket will add interest to most any table setting. The finished size is approximately 5" wide x 11" long x 4" tall and will accommodate rolls or bread for four to six people. You'll find many uses! Maintaining tension, shaping and creating an ongoing twill pattern are among the skills you'll learn weaving this basket. Materials included. Café is open for the half-hour break.

**Enrollment limited to 12; ages 16 and up**

B734W18 Saturday, November 3  
(1 class) 9:30 a.m. - 4 p.m.  
\$95 Members / \$103 Non-members



Lakota Family Jewels by Artist-Instructor Dakota Hoska



ALTERED PAPERS AND COLLAGE

Patty Carmody Smith  
Skill level: ALL

Transform magazine pages into stunning papers for your mixed-media paintings and collages, or as inspirational studies for larger works. You will learn to alter papers with sandpaper and household cleaners and how to enhance them with acrylic paints. We will create some small collages on paper and canvas-covered board and discuss adhesives and substrates. Bring an 11 x 14-inch or smaller canvas panel, scissors, an assortment of paint brushes and some National Geographic magazines. All other materials provided. Café is open for the half-hour break.

Enrollment limited to 12; ages 16 and up

B876W18 Friday, November 16  
(1 class) 9:30 a.m. - 4 p.m.  
\$85 Members / \$93 Non-members

HOLIDAY GLASS

Diane Petron  
Skill level: ALL

Create ornaments, stocking stuffers, or hostess gifts to celebrate the winter season. You will learn the basics of glass fusing: cutting, shaping, layering and working with decorative embellishments. Tools and materials are provided.

Enrollment limited to 10; ages 16 and up

A924W18 Saturday, November 17  
(1 class) 1 - 4 p.m.  
\$58 Members / \$62 Non-members

WEAVING BELTS AND BANDS ON INKLE LOOMS

Traudi Bestler  
Skill level: ALL

Learn to weave patterned bands that can become belts, headbands, bookmarks and trim for other textiles. Using Art Center inkle looms, students will learn to set up and weave a small project. This is a fun learning experience and great introduction to weaving! All materials included.

Enrollment limited to 8; ages 15 and up

B718W18 Saturday, November 17  
(1 class) 10 a.m. - 4 p.m.  
\$74 Members / \$81 Non-members

GET ABSTRACT WITH WATERCOLORS!

Georgia Kandiko  
Skill level: ALL

Explore abstract art with watercolor paints. Start by creating black, white, and gray value studies paying attention to the principles and elements of design. Then work intuitively making colorful underpaintings with lots of texture. Finally combine these pieces confidently for an abstract painting with a strong composition. Bring your watercolor supplies and Arches 140 lb. cold press paper. Art Center Café is open for the half-hour break

Enrollment limited to 12; ages 16 and up

B486W18 Tuesday, November 20  
(1 class) 9:30 a.m. - 4 p.m.  
\$70 Members / \$78 Non-members

BAS-RELIEF COLLAGE WITH PAPERCLAY

Patty Carmody Smith  
Skill level: ALL



Add texture to your collages with Creative Paperclay, an air-drying material that can be rolled, sculpted and textured. You'll spend the morning creating a collage on a board or other firm substrate and then add relief elements in the afternoon. Final painting can be done at your leisure when the surface is dry. Demonstrations will include some paper making and collage techniques as well as how to create bas-relief elements. Request a materials list from the Registrar. Some materials included. Café is open for the half-hour break.

Enrollment limited to 12; ages 16 and up

B883W18 Friday, November 30  
(1 class) 9:30 a.m. - 4 p.m.  
\$80 Members / \$88 Non-members

KUMIHIMO WITH BEADS

Traudi Bestler  
Skill level: ALL

Kumihimo is an ancient Japanese technique used to make beautiful cords. With beads added, it is a way to make beautiful bracelets. Learn to braid on a Kumihimo disk, create designs, add beads and make a closure without the need for jewelry findings. Materials included but students should bring a scissors, tape measure and a lunch for the half-hour break.

Enrollment limited to 10; ages 14 and up

B714W18 Saturday, December 1  
(1 class) 10 a.m. - 4 p.m.  
\$76 Members / \$83 Non-members

INTRODUCTION TO FLOWER ARRANGING

Lee Persell  
Skill level: ALL

Have you ever looked at a vase and wanted to do more than plunk a bouquet of store bought flowers into it? This class will introduce you to the art of flower arranging by breaking down the arrangement into its basic structure: line, shape, color, balance, proportion and texture. Find out why "less is more" and how not to pillage your entire garden for a single bouquet. We will also discuss the use of non-floral elements. Bring a vase or vessel (can be glass, ceramic, or other material) and garden shears or hand pruner.

Enrollment limited to 10; ages 16 and up

B319W18 Friday, December 7  
(1 class) 1 - 3 p.m.  
\$41 Members / \$44 Non-members

JOY OF FELTING: LUMINARIAS

Leslie Granbeck  
Skill level: ALL



Add a warm glow to the holiday season with pretty felted luminarias. Learn traditional wet felting techniques using wool and a little soapy water. Add texture and other design embellishments using a variety of materials. Your luminarias are the perfect accent for the mantle, dinner table, or any spot that needs a little soft illumination. Make two in class. Bring 2-3 hand towels, 1 old bath towel, a plastic bag to carry home wet items and an apron (optional). Café is open for the half-hour break.

Enrollment limited to 10; ages 16 and up

B776W18 Friday, December 7  
(1 class) 10 a.m. - 3:30 p.m.  
\$78 Members / \$85 Non-members

ART OF PRINTMAKING SAMPLER

Sam Dahl  
Skill level: ALL



Curious about printmaking? Try a variety printmaking techniques in this Art of Printmaking Sampler workshop. You will see instructor demonstrations, then have the chance to try the printmaking processes yourself. Techniques will include relief, mono print, and a form of non toxic intaglio. Most materials included but request a list of things to bring from the Registrar. Bring a lunch for the half-hour break.

Enrollment limited to 8; ages 16 and up

B645W18 Saturdays, December 8 & 15  
(2 classes) 9:30 a.m. - 4 p.m.  
\$165 Members / \$181 Non-members

COLORS OF SNOW IN WATERCOLOR

Georgia Kandiko  
Skill level: ALL



Think snow is just white? Think again. Depicting shadows, moonlight, distance, and sunlight on snow are all opportunities to use color in making dynamic snow paintings in watercolor. In this workshop we will start by working small and creating many different snow scenes in a variety of locations and times of day and night. If time permits, we will choose a snow scene and work larger in the afternoon. Bring a full sheet of Arches 140 lb. cold press watercolor paper and your regular watercolor supplies.

Enrollment limited to 14; ages 16 and up

B444W18 Wednesday, December 12  
(1 class) 9:30 a.m. - 4 p.m.  
\$70 Members / \$78 Non-members



Luminaria by Artist-Instructor Leslie Granbeck



# MULTIGENERATIONAL WORKSHOPS

**GORGEOUS GLASS**  
Diane Petron  
Skill level: ALL

In these multigenerational workshops, learn the basics of glass fusing and then apply your newfound glass skills in the mosaic or ornament workshop. The mosaic class is a grout-free technique, since we are fusing glass in the kiln. Take one or more workshops! Completed projects will be ready for pickup in 2 to 3 weeks after being fired in a kiln by the instructor.

Enrollment limited to 12; ages 10 to adult

A053W18	MOSAIC Saturday, September 15 (1 class) 1 - 3:30 p.m. \$50 Members / \$54 Non-members
B052W18	FALL ORNAMENTS Saturday, November 10 (1 class) 1 - 3:30 p.m. \$50 Members / \$54 Non-members
B054W18	HOLIDAY ORNAMENTS Saturday, December 1 (1 class) 1 - 3:30 p.m. \$50 Members / \$54 Non-members

**THE ART OF POLYMER**  
Diane Petron  
Skill level: ALL

In this multigenerational workshop, try your hand at blending and layering colorful polymer clay into one-of-a kind canes. Based on a color palette of your choosing, you will be guided in the creation of cane designs perfect for jewelry or decorative objects. You will learn basic polymer clay techniques, see examples on how canes can be used in jewelry projects, and leave with a few canes to bake at home in your oven.

Enrollment limited to 12; ages 9 to adult

A023W18	Saturday, October 27 (1 class) 1:30 - 3:30 p.m. \$36 Members / \$39 Non-members
---------	--

**STONE CARVING ADVENTURE**  
Frank Picos  
Skill level: ALL

In this multigenerational class, learn the techniques of a stone sculptor by carving, filing and sanding limestone blocks into artistic images. Projects may include freestanding sculptures, candleholders or bookends. These art pieces will last a lifetime. Must wear closed-toe shoes to class. Instructor is available following class for open studio time or questions. Please note that arrival time to class is flexible.

Enrollment limited to 10; ages 10 to adult

B15118	Tuesdays, November 6 - 27 (4 classes) 4:30 - 6:30 p.m. \$104 Members / \$114 Non-members
--------	---

**SNOW DAY BOOK ARTS**  
Jenny Stice  
Skill level: ALL

In this multigenerational workshop, create a winter wonderland-inspired art book. Assemble your book from cover to cover using an assortment of bookmaker’s tools like awls, needle and thread, or bone folders. Your covers will be decorated with upcycled papers or your own illustrations. This is a book that you can fill with illustrations of favorite winters spent snowbound at a cabin, or home on a snow day.

Enrollment limited to 12; ages 7 to adult

B058W18	Saturday, December 8 (1 class) 10 a.m. - Noon \$26 Members / \$29 Non-members
---------	--

# WORKSHOPS FOR FAMILIES

**TRICK OR TREAT CERAMICS**  
Krissy Catt  
Skill level: ALL

Let the preparations for your Halloween decor begin! You’ll create a Halloween ghost and pumpkin with a carved design of your choosing. Whether you make your ghost or pumpkin’s face silly or scary is up to you. Children and adults will practice ceramic handbuilding and surface design techniques together. Because of the bisque and glaze-firing process, projects will be ready for pickup three weeks after the class.

Enrollment limited to 16; ages 5 to adult

A056W18	Saturday, September 22 (1 class) 10 a.m. - Noon \$36 Members / \$39 Non-members
---------	--

**PUMPKIN PATCH ART**  
Jenny Stice  
Skill level: ALL

Art comes to the pumpkin patch this autumn. Children and adults will take their pick from assorted sizes and colors of pumpkins, selecting the one that can bring your artistic ideas to life. You’ll get a feel for painting on a 3-D surface with colorful acrylic-based paints. Sample pumpkin paintings may include portraits of animals or people, scenes from nature, or abstract designs filled with colors and patterns.

Enrollment limited to 12; ages 5 to adult


A036W18	Saturday, October 27 (1 class) 10 - 11:30 a.m. \$23 Members / \$25 Non-members
---------	---

**AUTUMN LEAF PLATTER**  
Krissy Catt  
Skill level: ALL

Master basic handbuilding techniques to shape a platter that celebrates the fall season in all its glory. Play with surface design techniques to create natural leaf patterns on your platter. Then, decorate and paint your pottery with a colorful slip. Children and adults will practice ceramic handbuilding and surface design techniques together. Because of the bisque and glaze-firing process, projects will be ready for pickup three weeks after the class.

Enrollment limited to 16; ages 5 to adult

B059W18	Saturday, November 3 (1 class) 10 a.m. - Noon \$36 Members / \$39 Non-members
---------	--

 See also *Kids Art Exploration Sampler* on page 16



# CHILDREN AND TEENS

## YOUTH DRAWING STUDIO: NATURE

Stephanie Frey  
Skill level: ALL

Learning to draw is learning to see. Young artists will hone their observational drawing skills in this experiential, open studio class that offers 1:1 feedback and encouragement. This fall, our youth drawing studio explores the plants and animals found in the natural world. Your drawings will reveal the inspiring lines, shapes, colors and patterns in nature. Bring a 14 x 17-inch sketchbook, 2B drawing pencils and a Pink Pearl eraser to the first class.

Enrollment limited to 16; ages 6 to 10

B47318    Saturdays, November 3 - December 8  
              (5 classes) 9:30 - 11 a.m.  
              No class on November 24  
              \$73 Members / \$81 Non-members

## PAINTING BASICS

Jenny Stice  
Skill level: ALL

This class introduces children to basic color theory, brush handling, color mixing and specific painting techniques. Taking inspiration from a variety of sources, from local and international artists to popular culture subjects from movies and comics, children will learn to paint with watercolor, tempera and acrylic paints. This is a fun class that sparks children’s imaginations and fosters artistic development.

Enrollment limited to 16; ages 6 to 12

A19718    Saturdays, September 22 - October 13  
              (4 classes) 9:30 - 11 a.m.  
              \$64 Members / \$71 Non-members

B19718    Saturdays, November 3 - December 1  
              (4 classes) 9:30 - 11 a.m.  
              No class on November 24  
              \$64 Members / \$71 Non-members

## ILLUSTRATOR STUDIO

Stephanie Frey  
Skill level: ALL

For everyone who likes telling stories visually, this class is for you. You’ll hone your drawing skills as you develop character sketches and background settings. Illustrations may be based on your own stories, or those from well-known fairytales or books. Sample projects include illustrating what comes next after our favorite fairytale’s “happily ever after” ending, or collaborating on a zine filled with original images.

Enrollment limited to 16; ages 7 to 12

A19218    Saturdays, September 22 - October 13  
              (4 classes) 9:30 - 11:30 a.m.  
              \$82 Members / \$91 Non-members

## UNDER THE SEA (CLAY)

Geneviève Chamberland  
Skill level: ALL

What will you find when you dive under the sea, ceramic-style? In this class, you will find a giant octopus or an enchanted mermaid awaiting. You will sculpt the features of your particular sea creature, down to the suckers on an octopus’ arms or a mermaid’s tail scales. Then, decorate and paint your pottery with a colorful slip. Because of the bisque and glaze firing process, projects will be ready for pickup three weeks after the class.

Enrollment limited to 15; ages 7 to 15

B137W18   Saturday, November 17  
                  (1 class) 9:30 - 11:30 a.m.  
                  \$36 Members / \$39 Non-members

## CERAMICS: WHEEL & HAND

Jessica Gotkin  
Skill level: ALL

This is a great introductory class for youth who want to learn about handbuilding and wheel-thrown pottery. Through step-by-step demonstrations, you will develop skills and familiarity with wheel and hand techniques. Discussions on how to decorate and glaze your pots will also be covered. Participation in this class does not include the use of open studio time. Participants will need to purchase clay and firing fees in addition to the class fee. Bring a towel and dress for mess! All skill levels welcome.

Enrollment limited to 15; ages 10 to 15

A16018    Saturdays, September 22 - October 27  
              (5 classes) 9:30 a.m. - Noon  
              No class on October 20  
              \$146 Members / \$162 Non-members

B16018    Saturdays, November 3 - December 8  
              (5 classes) 9:30 a.m. - Noon  
              No class on November 24  
              \$146 Members / \$162 Non-members

## SCREENPRINT T-SHIRTS

Stephanie Frey  
Skill level: ALL

Explore simple DIY methods for transferring original designs to your T-shirts with a silkscreen. You’ll go from a design sketch to a ready-to-wear T-shirt in this workshop. Learn how to create masks and stencils for a silkscreen, experiment with color, and evenly pull your fabric paints with a squeegee on your screen. Please bring a few cotton white and/or solid-colored T-shirts with you to print.

Enrollment limited to 12; ages 10 to 16

B127W18   Saturday, November 17  
                  (1 class) 1:30 - 4 p.m.  
                  \$34 Members / \$37 Non-members

## TWEEN DRAWING STUDIO: STEAM

Stephanie Frey  
Skill level: ALL

Learning to draw is learning to see. Young artists will hone their observational drawing skills in this experiential, open studio class that offers 1:1 feedback and encouragement. This fall, our tween drawing studio is guided by a STEAM (Science, Technology, Engineering, the Arts, and Math) approach. Expand your visual art skill set while making connections to other disciplines and ways of thinking. Bring a 14 x 17-inch sketchbook, 2B drawing pencils and a Pink Pearl eraser to the first class.

Enrollment limited to 16; ages 11 to 16

B47718    Saturdays, November 3 - December 8  
              (5 classes) 11 a.m. - 1 p.m.  
              No class on November 24  
              \$97 Members / \$108 Non-members

## PAINTING STUDIO

Jenny Stice  
Skill level: ALL

This class encourages experimentation with a variety of painting techniques, tools and materials. Learn more about composition as you paint from life and your imagination, color theory and the selection of your color palette, and brush handling tips for best results. *Fall I Painting Studio* focuses on acrylic painting techniques; *Fall II Painting Studio* focuses on mixed-media painting explorations.

Enrollment limited to 16; ages 12 to 16

A19418    ACRYLICS  
              Saturdays, September 22 - October 13  
              (4 classes) 11:30 a.m. - 1 p.m.  
              \$64 Members / \$71 Non-members

B19418    MIXED MEDIA  
              Saturdays, November 3 - December 1  
              (4 classes) 11:30 a.m. - 1 p.m.  
              No class on November 24  
              \$64 Members / \$71 Non-members

## COLLABORATIVE COMICS

Stephanie Frey  
Skill level: ALL

Join a creative team that together will develop a story for a comic book or zine format. Let’s switch up the artistic hats as you create original stories together, moving from writer to thumbnail sketch artist to inker to colorist. Each artist contributes a different design element to the story, resulting in a truly collaborative zine that is more than the sum of its parts.

Enrollment limited to 16; ages 12 to 16

A19318    Saturdays, September 22 - October 13  
              (4 classes) Noon - 2 p.m.  
              \$82 Members / \$91 Non-members

## PHOTOGRAPHY FUN: PORTRAITS

Alan Shefland  
Skill level: B, AB

Sharpen your digital photography skills with tips and techniques on finding a point of interest and effective framing. You’ll learn how to express your unique perspective. Get comfortable with your camera’s functions and explore design elements taking single light portrait photos. Bring a digital camera, memory card and your camera manual.

Enrollment limited to 12; ages 13 to 15

B247W18   Saturday, November 10  
                  (1 class) 9 a.m. - Noon  
                  \$42 Members / \$47 Non-members



# Fall 2018 Artist-Instructor Bios

**Julie Allen** is a signature member of the Minnesota Watercolor Society and has over 30 years of experience working in the medium of transparent watercolor. Her juried work and award winning paintings, including First Honors at the Minnesota State Fair, have been exhibited at the American Swedish Institute along with exhibitions both regionally and internationally. Her painting and Giclee prints have been purchased by private, public and corporate collectors.

**Carl Beihl** is a practicing artist and photographer and is truly a product of the Minnetonka Center for the Arts and its culture of artist development. Carl began his artist’s journey in the early 1970s, juggling Art Center classes with a business and consulting career. For more than 10 years, he has been a fulltime visual artist with an emphasis in photography, ceramics and painting.

**Traudi Bestler** trained at the Weavers Guild of Minnesota, the Weaving School and Sievers School of Fiber Arts. She has been a teacher of weaving, dyeing and fiber arts for more than 20 years. Traudi has also been a workshop presenter at the annual Minnesota Weaving Federation and schools and guilds around the country.

**Sarah Bober** graduated from St. Olaf College with a major in fine arts. She began making jewelry in 2007 and has been selling her work at art shows and teaching classes ever since. She specializes in Art Clay, a clay form of silver, and resin designs. She incorporates many recycled elements into her pieces including scrabble tiles and dominos. All of her jewelry is personally designed and hand-crafted in her studio in St. Paul.

**Robert Bowman** is a ceramics artist with a studio art degree from St. Olaf College. In addition to teaching clay classes since 1997, he is the Exhibits Director and Retail Manager for the Minnetonka Center for the Arts.

**Krissy Catt** has been building her career in clay, with a focus on handbuilding, for more than two decades, starting with a B.F.A. from the University of Minnesota. Beside her business, Catt Ceramics, Krissy works in the Edina Schools and with senior adults. Her whimsical figures (some more than five feet tall) are on display in the Art Resources Galleries in International Market Square and at the Galleria.

**Geneviève Chamberland**, a native of Québec, obtained her B.F.A. from the University of Minnesota with an emphasis in ceramics. Her clay journey was vastly influenced by a research project at the iconic porcelain manufacturer Sèvres-Citée de la Céramique in Paris. Juxtaposition of different mediums is exciting to Geneviève as she amplifies materials’ properties to enhance contrasts and create more complex visual conversations.

**David Coats** is a retired professional photographer whose 20-plus-year career was mostly spent photographing diverse objects for corporate clients. He began taking photography classes at MCFTA in January 2015 as a way to rediscover the joy of photography and plans to continue his photographer’s journey for as long as he can lift a camera.

**Michele Combs** is a plein air, impressionistic painter who studied classical realism at the Minnesota River School of Fine Art and with nationally recognized artists from throughout the U.S. Now a full-time visual artist, after a career in occupational therapy, Michele has been painting since 1995 and teaching since 2005.

**Michèle Coppin** relocated to Minnesota from Belgium where she concentrated on painting and creating videos for the city of Brussels about its artistic heritage. With a B.F.A. from Rhode Island School of Design and M.F.A. from the Pratt Institute, Michèle has been an instructor for more than a decade, teaching college courses as well as MCFTA outreach classes for children, teens, and seniors with memory loss.

**Samuel Dahl** is a practicing artist with nine years of teaching experience. New to Minnesota, he received his M.F.A. in painting and drawing from the University of Texas-Austin and B.A. in studio art and comparative religion from Dartmouth College, where he was the co-winner of the prestigious Perspectives and Design Award in 2002. Experienced and knowledgeable in a variety of printmaking techniques, he is excited to add printmaking to the adult education program.

**Stephanie Frey** is an artist and elementary art teacher. She completed her B.F.A. in Illustration at the College of Visual Arts in St. Paul and earned her teaching license through Augsburg University in Minneapolis. Her paintings and drawings often illustrate the simple moments of daily life. Stephanie has taught and volunteered at the Art Center since 2011.

**Suz Galloway** has been a teacher for more than 15 years. With a B.A. in studio art and art history from DePauw University, she has also studied at the University of Minnesota, Minneapolis College of Art and Design, and with nationally recognized artists. One of her works, May Apple, is included in the Eloise Butler Wildflower Garden Florilegium, a rare and extensive flora documentation that will be preserved for 100 years.

**Jessica Gotkin** received a B.A. in Studio Art (with an emphasis in ceramics) and Sociology from the University of Minnesota. Jessica is experienced in working with multiple media and draws her inspiration from history and culture. She believes art is fundamental to our humanity and society and strives to make art accessible and approachable.

**Karen Graham** began blowing glass in 1997. She was later drawn to kiln-formed glass when she discovered Higuchi’s pâte de verre (paste of glass) at the Corning Museum where she attended workshops on fusing and casting glass. Her study of handbuilt pottery in college influences her style and the appeal of architectural lines is a foundation for her work. Her work has been shown at Grand Hand Gallery in St. Paul and in Art-a-Whirl in Minneapolis.

**Leslie Granbeck** is a feltmaker and instructor living in Minneapolis. Leslie has been sharing her knowledge of fibers and their magical transformation into felt since 2006. She teaches traditional wet felting, nuno felting, needle felting, and her favorite – three-dimensional seamless felting. Her classes are full of color, creativity and adventure. They also include a free workout as feltmaking is a “physical art”. When not teaching, you’ll find Leslie in her home studio working on new fiber projects.

**Kristin Grevich** studied fine art at the University of Minnesota-Mankato before embarking on careers in equestrian disciplines and later real estate. Returning to her love of painting in 2003, she has studied in the U.S., Europe, China and Tibet. She has exhibited widely, received many awards, and was the cover and featured artist in the October 2013 issue of *Minnesota Women’s Press*. Originally a student (2003 - 2010) of beloved MCFTA instructor Reid Galey, she is excited to return and continue his fun and engaging approach to teaching the impressionist style painting.

**Anne Groton** is a designer, photographer and never without a creative project. With a B.S. degree in interior design from Colorado State University, Anne’s design skills have benefited retail giants including Sears, Montgomery Ward and Target. Her photography has been exhibited in juried shows and public galleries and licensed to décor manufacturers and stock image libraries.

**Linda Seebauer Hansen** holds a M.F.A. in metalsmithing from the University of Wisconsin-Madison and B.A. from the University of Wisconsin-La Crosse. Professionally, she headed the art metals department at the Worcester Center for Crafts in Massachusetts, where she received the Barrett Morgan Award for exemplary leadership and teaching. Linda came to Minnesota in 2007 to direct an education program for the Weavers Guild of Minnesota. In addition, she has taught at Milwaukee Area Technical College, University of Wisconsin-Madison and -Whitewater, and St. Catherine University. She has a studio and teaches at Quench Jewelry Arts, plus travels to regional art centers and international craft schools to teach workshops.

**Catherine Hearingd** is a self-taught artist with a B.A. in zoology and botany from the University of Montana and more than 30 years of experience in watercolor painting. With a home studio in Lake Elmo, Minnesota, Catherine teaches classes and workshops in basic watercolor technique, color theory and composition and is a signature member and past president of the Minnesota Watercolor Society.

**Bryan Holland** has worked professionally as an artist, a graphic artist, and a college professor. His work has been shown in numerous exhibitions, from solo to regional and national juried and invitational exhibitions. He is influenced by graphic design, vintage art, painting, photography, mythology, science and philosophy.

**Dakota Hoska** was born and raised in South Dakota. She received her BFA from the Minneapolis College of Art and Design. Adopted into a Norwegian family, she reconnected with her biological family and learned that she was Oglala Lakota, from the Pine Ridge Reservation. Her Lakota heritage, family, and community now play an ever-increasing role in her practice. She is a Research Assistant in Native American Curation at the Minneapolis Institute of Art and pursuing an MA in Art History with an emphasis on Native American Art History at the University of St. Thomas.

**Sonja Hutchinson** is a Signature Member and President of the Minnesota Watercolor Society and has been painting in watercolor since 2001. She has studied with many established watercolor artists and has frequently exhibited in juried shows and received honors for her work. Her artwork employs both traditional and non-traditional watercolor techniques. To her, the watercolor medium is simultaneously challenging and enchanting, where spontaneity and intention collide.

**Debbie Johnson** is a founding member of the North Shore Basket Guild. She served on the Board for 14 years and began teaching in 2002. After moving to the Twin Cities, she joined the Minnesota Basket Weavers Guild in Minneapolis, now serving as president. In 2017, she co-curated the MBWG 20th Anniversary Exhibit At the Textile Center in Minneapolis, where a number of her pieces were also exhibited. Debbie’s greatest passion is teaching and passing on the tradition of basket weaving.

**Georgia Kandiko** is an award-winning artist and instructor. She has attained Signature Status with the Minnesota Watercolor Society and Red River Watercolor Society, frequently displaying and earning honors in their annual shows. Georgia is also an award-winning member of Artists of Minnesota and participates in several national watercolor societies. Her work is featured in public and private collections.

**Cynthia Kath**, a pastel artist with a B.A. in fine art, is currently working on her Master of Liberal Studies at the University of Minnesota College of Design, a student of the University of Minnesota in fine art, architecture and horticulture. She has also studied at Parsons School of Design in Paris, as well as privately with renowned oil and pastel artists. Cynthia teaches at numerous venues, exhibits her work locally and internationally and is very involved with The Village Gallery in Lahaina, Hawaii.

**Abbey Kleinert** is a Twin Cities based printmaker and graphic designer. She is an MFA graduate of the University of Minnesota College of Design, a student of the Minnesota School of Botanical Art, and was artist in residence at Loring Park this past summer. Abbey has shown her work around the US and internationally, and is a faculty member at the University of Minnesota and Century College.

**Bonnie Lauber-Westover** holds a bachelor’s degree in studio art from the University of Iowa and master’s degree in studio art from Illinois State University. She has taught in the Minneapolis area for 25 years at schools, colleges and art centers. She has exhibited widely, juried many art competitions and been a visiting artist at many art centers and schools. Bonnie enjoys seeing former students who now exhibit, maintain studios, and work as artists!

**Laurie Lausen** is an avid rug hooker whose fiber journey has taken many paths. She began designing and hooking rugs in the early 1970s while still in school and in the 1980s founded L.J. Fibers, a Minneapolis-based studio, gallery and retail shop now known as the Wooly Red Rug. Laurie has been listed in the Directory of Traditional American Crafts as one of “America’s Best” since 2009. Many national publications have featured her work and published articles she’s written.

**Susan Lyman** worked as an art director in major advertising agencies and has been involved in the Minnetonka Center for the Arts for more than 15 years. Her sculpture work is primarily figurative and often life-sized. As a teacher she enjoys nurturing her students to develop their stone sculpting skills. Susan holds a B.A. in studio art, with a minor in anthropology from the University of Minnesota.

**Kristine MacDonald** is a lifelong student of calligraphy, studying with nationally recognized teachers, attending national conferences and as a juried member of the Col-leagues of Calligraphy. Kris has demonstrated and taught calligraphy for more than 20 years with the Minnesota Renaissance Festival, Hopkins Community Education and the Minnesota Center for Book Arts.

**Cheri Meyer** has designed and made jewelry for over thirty years using various technique and materials. Twelve years ago, she discovered the art of bead weaving and fell in love with the ancient weaving technique. Once mastered the fine craft of peyote stitch bead weaving, she started to free form her own designs and patterns while working with colorful seed beads, meaningful stones, metal, fiber, found and handmade objects.

**Ernest Miller, Jr.** is a ceramicist and sculptor with extensive experience teaching adults and children. With a B.A. in three-dimensional studio art from Eastern Illinois University, Ernest is an exhibitor and award winner in many juried shows nationally and his work is widely collected.

**Eric Mueller** is an artist and freelance photographer who has also worked as a filmmaker and producer in the Twin Cities for the past 25 years. With a B.A. from Carleton College and M.A. in Film Production Studies from the University of Iowa, Eric teaches iPhone photography online for iPhonePhotographySchool.com and locally for Independent Filmmaker Project Minnesota (IFP). His work has been exhibited nationally and was featured in a January episode of TPT’s MN Original. He has about 50,000 followers on Instagram.

**Holly Nelson** is an experienced artist and teacher. Her award-winning drawings and paintings have been exhibited in more than 50 solo and group exhibitions throughout the Midwest. With a B.F.A. from the University of Minnesota, she has taught art in many venues including community art centers, public schools, the Minneapolis Institute of Arts as well as health care settings such as the Hennepin County Medical Center.

**Dorothy Odland** holds both a B.F.A. and M.F.A. from the University of Minnesota. Through her career she has been an exhibitor, award winner, juror and gallery lecturer for 22 years at Walker Art Center. She is also a founding member and mentor with the Women’s Art Resources of Minnesota (the WARM). Her work is found in many corporate and private collections.

**Curt Paulsen** is retired professor, consultant, therapist and radio program producer. Over time he has made an observation regarding himself: He knows less and less for certain and, therefore, delights in learning from many venues, not least of all books and careful, respectful listening to others.

**Lee Persell** is the Ceramics Studio Manager for the Minnetonka Center for the Arts. She exhibits in shows and galleries throughout the Midwest and has taught at the Minnetonka Center for the Arts since 1997.

**Diane Petron’s** enthusiasm for all things creative began as a youngster. Nearly 20 years ago, she discovered the Minnetonka Center for the Arts and began taking classes in pottery and, later, fused glass. Though her B.A. is in Music Education, Diane has discovered that she enjoys teaching visual art much more than teaching music.

**Frank Picos** is a Sculpture Studio Assistant, Artist-Instructor and student at the Minnetonka Center for the Arts with a focus on stone carving. He is a member of the Society of Minnesota Sculptors. As a part-time artist with a career in construction, Frank holds an Associate in Applied Science (A.A.S.) degree in construction technology from New York City Community College.

**Jodi Reeb** has been creating art for more than 25 years. With a B.F.A. from the Minneapolis College of Art and Design, she has been the recipient of numerous awards and her mixed media work has been widely exhibited and may be found in private and corporate collections nationally. A talented teacher, Jodi has taught at the college level and at community art centers.

**William Reynolds** has worked as a professional illustrator and designer since 1981 producing work for national and international clients and advertising agencies. With a B.F.A. from the Minneapolis College of Art and Design and M.A. in education from St. Catherine University in St. Paul, William taught at the Art Institutes International Minnesota for more than 10 years.

**Ellen Richman** is a well-recognized contemporary abstract painter. With a B.F.A. from the University of Minnesota, Ellen’s award-winning paintings have been widely exhibited. Her work is found in collections throughout the U.S. and Mexico and is currently represented by Circa Gallery in Minneapolis and Thomas Masters Gallery in Chicago.

**Danny Saathoff** is a full-time artist and instructor who splits his time between sculptural art and jewelry design, believing that the two art forms directly influence one another. He has been featured on TPT’s MNOriginal and participated in the Walker Art Invitational jewelry artist showcase on multiple occasions. He teaches at Carleton College and is the vice president of the newly-formed Minnesota Jewelry Arts Guild.

**Alan Sheffield** began his artist’s journey young, taking photos of his neighborhood and its residents, selling a few to cover costs. He honed his visual skills becoming a Hollywood film editor working on TV commercials, shows and features, including many award-winning shows. After moving to Minnesota, he became a student then Artist-Instructor at the Minnetonka Center for the Arts where he has often exhibited his photography.

**Patty Carmody Smith** has a degree in art from the University of Wisconsin-River Falls and has shown her fiber and mixed media sculpture regionally since 1995. Patty loves the creative process and the role it plays in living a creative life. She has developed a unique sculptural technique that utilizes lightweight air-drying materials.

**Jenny Stice** graduated from the Minneapolis College of Art and Design with a degree in Sculpture. Due to a split training of Environmental Education and Fiber Arts, Jenny’s artwork often takes shape as her current ecosystem of study. Her main format of creation is crocheting, though she has formal training in sewing and felting. Her artwork is displayed privately in Minnesota and with gallery representation in Lexington, Kentucky.

**Audrey Stommes** has an M.F.A. in painting and drawing from the University of Nebraska-Lincoln. She has taught there and at University of Wisconsin- Stout and the Lux Center for the Arts in Lincoln, Nebraska. She was an artist-in-residence at the New York Center for the Arts and Media Studies and the Vermont Studio Center. Her work is exhibited nationally, internationally and in solo exhibitions.

**Tracie Thompson** specializes in oils, murals, animal portraits and mixed-media work that taps into the life beneath the observable surface. With a B.F.A. from the University of South Florida-College of Fine Arts in Tampa, Tracie has exhibited in solo and multi-artist shows around the Twin Cities and in Florida and has experience teaching at community art centers.

**Julie Vogl** is a mosaic artist who began her work with stained glass in a neighborhood community class and in time made Tiffany-style lamp shades. Her desire for a new art form using glass evolved to mosaics. Working with beautiful colors, texture, beads and shapes, she adds dimensional mementos to create each of her unique designs.

If a class description lists “Art Center Faculty,” it means that as this catalog went to print, an instructor had not yet been assigned. Please check the class description on the website or call the Registrar for more current information.







Art Center Hours
September 4, 2018 – June 16, 2019

Table with 2 columns: Day (Monday-Sunday) and Hours (9 a.m. - 4 p.m. or closed)

Art Center Café Hours

Mondays - Fridays 9 a.m. - 1:30 p.m.
The Art Center Café offers fresh baked goods and delicious lunch specials that change weekly.

The Art Center is closed these dates in the 2018-19 academic year: November 22, December 24 – January 1\*, May 27, July 4 and August 25 – September 2\*
\* Phone lines will be open M-F these weeks, excluding holidays, from 9 a.m. - 4 p.m. to take class registrations.

Weather closings will be posted on KARE11, KSTP and WCCO television stations and websites.

Open Studio is a free benefit for currently registered students to continue artwork projects outside of class. Open Studio hours are posted by studio doors or available from the Studio Manager or Registrar.

The Registrar is available during Art Center Hours to help with questions, class registrations, donations, membership and more. To speak with a Registrar, stop by the front desk or call 952.473.7361, x. 160.

OUR MISSION

In the belief that the visual arts are indispensable to a healthy community, it is the mission of the Minnetonka Center for the Arts to provide teaching excellence, quality exhibitions and cultural enrichment for people of all ages, interests and abilities.

Minnetonka Center for the Arts

2240 North Shore Drive
Wayzata, MN 55391-9347
minnetonkaARTS.org
952.473.7361, x. 160

Nonprofit Organization
U.S. Postage PAID
Minnetonka Center for the Arts

This activity is made possible by the voters of Minnesota through a Minnesota State Arts Board Operating Support Grant, thanks to a legislative appropriation from the arts and cultural heritage fund, and a grant from Wells Fargo.



DIRECTIONS 2240 North Shore Drive, Wayzata 55391-9347
From the East 394 West to County Road 15 to North Shore Drive.
From the West County Road 15 to North Shore Drive or County Road 11 W to County Road 15 to North Shore Drive.
From the North Brown Road to North Shore Drive or Country Road 19 to North Shore Drive.
From the South MN41 to MN7 East to Country Road 19 North to County Road 15 to North Shore Drive.

VISUALLY SPEAKING/ FALL 2018
Minnetonka Center for the Arts

Classes / Exhibits / Outreach

Visual arts education for all ages, interests and abilities

Visual arts classes in a state-of-the-art facility / PAGES 6 - 21

Exhibits and opening previews are free to the public / PAGE 2

Everyone is welcome at the Art Center! (Includes wheelchair icon)

Kutenai Duck Hunter, 1910 by Edward Curtis