

VISUALLY SPEAKING/

WINTER
2019

Minnetonka Center for the Arts

Classes / Exhibits / Outreach

Visual arts education for all ages, interests and abilities

Take winter courses here at the Center / PAGES 8 – 17

Exhibits and opening receptions are free
and open to the public! / PAGE 2

Interview with Catherine Hearing in
the Artist Spotlight / PAGE 5

Class Registration Instructions / PAGE 19

ESSENTIAL DATES

Arts of the Holidays Show & Sale **November 9 – December 22**

Private Preview Party on November 7, 6 – 9 p.m.
Tickets available online and from the Registrar
Grand Opening on November 8, 6 – 9 p.m.
Free and open to the public

The Student Show **February 8 – 28**

Opening Preview on February 7, 6 – 8 p.m.
Free and open to the public

Winter class session **January 2 – February 23**

Please register by December 22
Early registration discount ends December 8*

Art Center closed December 24 – January 1

Phone lines open for registrations
See Building Hours page 20 for details

*Discount for currently enrolled students to continue
their artistic journey into the ensuing session

COVER IMAGE:

Hoarfrost Morning, watercolor by Artist-Instructor Catherine Hearing.
Learn more about the artist in the *Artist Spotlight* on page 5.

Exhibits Update

Original artwork is available for viewing and purchase at the Minnetonka Center for the Arts in the gallery, throughout the building and at Ridgedale Center. Exhibits and opening previews are free and open to the public. Our facility is fully accessible to ensure that the visual arts are available to everyone. To purchase artwork at the Art Center, see the Registrar at the front desk. To purchase artwork exhibited in the common areas of Ridgedale Center through the Partners in Art program, contact Bob Bowman at bbowman@minnetonkaarts.org or 952.473.7361 x. 170.

ARTS OF THE HOLIDAYS SHOW & SALE

November 9 - December 22

Monday - Saturday 10 a.m. - 4 p.m.

Grand Opening on November 8, 6 - 9 p.m.

Free and open to the public

A gallery full of fine craft and art, selected for character and value, perfect for holiday giving. Over a hundred local artists! Discover new collections by returning favorites as well as new artists, showing here for the first time.



ARTS OF THE HOLIDAYS PRIVATE PREVIEW PARTY

November 7, 6 - 9 p.m.

\$25 Members / \$30 Non-members (proceeds support the Art Center)

Join us for an exclusive opportunity to shop our holidays show and sale before it opens to the general public. Enjoy hors d'oeuvres, cash bar, live music and complimentary gift wrapping.

Reserve tickets by calling 952.473.7361, x. 160.

THE STUDENT SHOW February 8 - 28

Opening Preview on February 7, 6 - 8 p.m.

Bring a potluck dish to share! Free and open to the public

This show illustrates the creativity, skill and inspiration that unfold in our studios every day. Exhibiting in a professional gallery setting is an important part of the artistic learning process and each year this show reminds us of the power, potential and importance of the visual arts in our lives. Come see what attracts people to our studios and keeps them coming back. It might even help you find the perfect class for your own artistic journey.

Plan now to participate!

CALL FOR ENTRIES

THE STUDENT SHOW

ENTRIES DUE: JANUARY 24

Any MCFTA student (age 16+) who has been enrolled in a series class or workshop between January 1 and December 31, 2018, may exhibit. One piece may be entered per series class or workshop taken (sampler classes are not eligible), up to a maximum of two pieces per student. *(Please note that the same class taken multiple times with the same instructor counts as one class.)* Entries must reflect the medium and the purpose of the class taken. All 2- and 3-D media, except installation and video, will be considered. Deliver artwork during intake hours: January 24, 10 am - 7 pm (Firm).

CLAY. HERE. NOW.

ENTRIES DUE: February 4

In conjunction with the National Council on Education for the Ceramic Arts' (NCECA) 53rd annual conference, *Claytopia*, MCFTA's Partners in Art program at Ridgedale Center will present an exhibit of ceramic work illustrating the variety, quality, and vitality of Minnesota's ceramics community. Ceramic artists working in either functional or sculptural modes are invited to apply. All exhibited work must be for sale.

Clay. Here. Now. at Ridgedale Center - apply now!

See the full details in the Call for Entries found on the Exhibits page at minnetonkaARTS.org.

/VISUALLY SPEAKING/

Winter 2019

CONTENTS

- 1 Essential Dates
- 2 Exhibits Update
- 3 Director's Note / Art Center News
- 4 Thank You Donors / Welcome Members
- 5 Artist Spotlight: Catherine Hearing
- 6-7 Winter Classes at a Glance
- 8-17 Winter Class Descriptions
- 18 Artist-Instructor Bios
- 19 Registration Details
- 20 Art Center Hours / Mission / Directions

BOARD OF DIRECTORS *As of the 9/25/2018 meeting*

CHAIR	Jim Schwert
VICE CHAIR	Susan Lipscomb
SECRETARY	Terry Savidge
TREASURER	Lance Jeppson
MEMBERS AT LARGE	Cynthia Dyste Sarah Gibson Mary Larson Katie Searl
DIRECTOR EMERITUS	Laura H. Miles

ART CENTER STAFF

EXECUTIVE DIRECTOR	Roxanne Heaton, x. 150 rheaton@minnetonkaarts.org
EXHIBITS DIRECTOR & RETAIL MANAGER	Robert Bowman, x. 170 rbowman@minnetonkaarts.org
CHILDREN & YOUTH PROGRAM DIRECTOR	Nicole Buchholz, x. 190 nbuchholz@minnetonkaarts.org
MARKETING & COMMUNICATIONS DIRECTOR	Nikki Lindberg, x. 120 nlindberg@minnetonkaarts.org
ADULT PROGRAM DIRECTOR	Mara Miller, x. 130 mmiller@minnetonkaarts.org
STAFF ACCOUNTANT	Irma Sullivan, x. 180 isullivan@minnetonkaarts.org
CERAMICS STUDIO MANAGER	Lee Persell, x. 140 lpersell@minnetonkaarts.org
KITCHEN STAFF	Chef Melinda Alves, x. 200 malves@minnetonkaarts.org Monica Brown, x. 200 mbrown@minnetonkaarts.org
REGISTRARS	Kathy Albrecht, x. 160 kalbrecht@minnetonkaarts.org Erin Boe, x. 160 eboe@minnetonkaarts.org Lindsay Burger, x. 160 lburger@minnetonkaarts.org registration@minnetonkaarts.org
GUEST SERVICES	952.473.7361, x. 160 information@minnetonkaarts.org
VOLUNTEER OPPORTUNITIES	Maryalice Brenk mmbrenk@mchsi.com
WEBSITE	minnetonkaARTS.org
FACEBOOK	facebook.com/artcentered
TWITTER	@Mtkacenter4arts
INSTAGRAM	minnetonkaarts

We are pleased to feature the artwork of Artist-Instructor Catherine Hearing on this issue's covers. See more in the *Artist Spotlight* on page 5.

Director's Note

Dear Friends,

As I write this note, the sun shines brightly and we are enjoying a summery fall day with temperatures in the 70s! Winter seems a long way off. But come it will so our days are filled with program planning and exhibit preparations to nurture your creative self during those dark days of January and February. Please take some time to peruse the offerings, register today for as many classes as your schedule allows and plan to visit often.

Next week, postcards announcing one of our most popular winter events, the Arts of the Holidays Show & Sale, will begin arriving in homes across the West Metro. Each year, this show provides a marketplace for more than a hundred local artists and attracts shoppers from throughout the five-state region. Its' reputation for quality and unique handcrafted items continues to grow as the selection increases each year. Invite your friends and family to join you and support our artists and your favorite community arts organization through your purchases.

And...Back by popular demand, our Holiday Show VIP Preview Party will be held on Wednesday, November 7th. Party goers will have first crack at the sale, spend time with the artists in a relaxing environment and enjoy some great food and music – all in the company of good friends with shopping assistance from an attentive staff. Watch for your invitation and be sure to reserve your spot today! Tickets are limited and available on first come, first served basis. If you can't make the preview, join us instead for the public opening reception on November 8th.

Shortly, most of you will receive a request for funding in the form of our fall appeal. Please give this request your careful consideration. **If you're a current student, you probably know that your tuition payment only covers about 65% of the cost of delivering your program!**



In addition, a number of students enjoy our programs free of charge though our scholarship program or for highly reduced fees thanks to special grants for outreach. We try our best to keep our classes available to the widest possible audience by keeping fees affordable and securing grants for programs to the underserved but that means we must raise the balance of our expenses through requests like these. If not for the generosity of many individuals, corporations and grantors like the Minnesota State Arts Board, this would not be possible. This fiscal year alone, we need to raise more than \$400,000 to close that ever widening gap. Your gift, whatever the amount, will be greatly appreciated and put to good use. Please consider making a gift today!

Stay warm!

Roxanne L. Heaton, Executive Director

NEW STUDENT DISCOUNT

If you've never taken a class with us before, enjoy a 10 percent savings on your first registration! (Details, p. 19) Call the Registrar at 952.473.7361, x. 160 to claim this benefit! It cannot be processed online or combined with other discounts.



The work of Will Swanson



The work of Janel Jacobson

WORKSHOP SPOTLIGHT

TWO WORKING TOGETHER, SEPARATELY [page 16]
Will Swanson and Janel Jacobson

Join special guest artists Will Swanson and Janel Jacobson as they share their approaches to making pots, their intentions and their experience. Working with stoneware and porcelain, they will both demonstrate their techniques of wheel-throwing, altering and surface embellishment. Learn more about Will and Janel on page 18.

THANK YOU.

THANK YOU TO ALL WHO MADE MEMBERSHIP, PROJECT, SPONSORSHIP, IN-KIND, CORPORATE, OPERATING AND CAPITAL GIFTS OF \$150 OR MORE BETWEEN JUNE 1, 2018 – AUGUST 31, 2018

\$20,000

Minnesota State Arts Board

\$2,000 - \$4,999

Gregg and Cynthia Dyste
Sally and Robert Hauser
Barbara McBurney
Richards and Heidi Poey
Schwab Charitable Fund / Jean and Dennis Nielson

\$1,000 - \$1,999

Edward and Sherry Ann Dayton
Joan Dayton
Greystone Foundation / Walter McCarthy and Clara Ueland
Ms. Leslie Hacking
Leland T. Lynch and Terry Saario Fund of the Minneapolis Foundation / Ms. Terry Saario and Mr. Lee Lynch
Dr. Louise D. Turkula

\$500 - \$999

2 Anonymous donors
Mr. Pete Bissonette
Mr. Michael and Dr. Maryalice Brenk
Ms. Penelope Holt
Mrs. Susan Lipscomb
Mr. Kent Severson and Mrs. Sally Wagner

\$150 - \$499

1 Anonymous donor
Mrs. Sara Brown
Mrs. Teresa Brownfield
Katherine D. Doerr
Dr. Andrew Doroschak and Gingie Anderson
Ms. Linda Ferguson
Patricia and George Foulkes
Mrs. Pratibha Gupta
Roxanne and Berton Heaton
Fidelity Charitable Gift Fund / Penelope Hunt
H William Lurton Foundation
Jeane Hoene and Robert Fayfield

Beth and John Jacob
Mr. and Mrs. Mike Kiel
Andrea and George Michaelsen
Ms. Linda Moen
Mr. and Mrs. Robert Newman
Mrs. Kim Parker
Ms. Lee Persell
Mrs. Michelle M. Plombon
Kat Robinson
Mr. Paul Scheele
Mr. and Mrs. Nate Schmiechen
David and Pamela Shefland
Mr. and Mrs. David Stillman

Foundation Contributions

Greystone Foundation in memory of Cole & CC Graham
Leland T. Lynch and Terry Saario Fund
of the Minneapolis Foundation

Corporate Contributions

CLake Community Bank

Welcome and thank you to all new and renewing members

SPONSOR (\$250-999)

Mr. Michael J. Brenk and Dr. Maryalice Brenk
Anne and John Groton
Mrs. Susan Lipscomb
Mrs. Catherine Rashid
Mrs. Carolyn Taylor
Ms. Donna R. Winberg

FRIENDS (\$100)

Peg and Jerome Dubord
Ms. Ellen Estes
Patricia and George Foulkes
Mary and Steven Goldstein
Ms. Stacey Graiziger
Mark and Leslie Haney
Mrs. Rebecca Mason
Andrea and George Michaelsen
Charles and Melinda Moos
Jennifer and Jay Novak
Ms. Debra O'Connor
Mr. and Mrs. Mike Schultz
Ms. Cherie Shoquist

Julie and Frank Vogl
Mrs. Anne Walters
Elise Wood
Dale and Ann Woodbeck

BASIC (\$55 - 60)

1 Anonymous Donor • Mrs. Julie K. Allen
Mr. and Ms. Larry J. Altman
Nicole and Joe Anderson • Ms. Michele Angel
Mr. John Banks • Sandra and Gary Baron
Ms. Barbara Benjamin • Ms. Hadji Bensfield
Mr. Howard Bolter • Mrs. Nicole Borrell
Ruth Bowe • Jill and Kevin Bowman-Cashman
Ms. Becky Breckenridge • Ms. Beth Burgan
Julie Carley and Gary Mosiman
Ms. Marcia Carlson • David and Linda Carter
Mrs. Betty Cater • Kayden Cavaness
Miss Margot Charette
Ms. Janet Christophersen • Elizabeth Coleman
Ms. Cynthia Colson • Ms. LuAnn Conroy
Mr. David Cooley and Ms. Catherine DeMars
Debbie and Scott Cooper

Mrs. Annette Coxall
Ms. Beth Culp • Ms. Bonnie Cutts
Mrs. Natalya Davydova • Mrs. Susan DeMers
Mr. Alan Diamond • Charles Curtis Dunnavan
Amy Dvorak • Ms. Barbara Eastbourne
Ms. Nancy Ebner
John and Ludmila Eklund
Ms. Linda Ferguson
Christine and James Field
Mr. and Mrs. Stuart Fogel
Ms. Elizabeth Franklin • Suz Galloway
Mrs. Cristina Garrasi • Mrs. Kimberly Gode
Dr. Richard Golden • Mrs. Mary Goodkind
Ms. Nancy Hanily-Dolan
Norma and Thomas Hanlon
Kelly Harrington • Mrs. Amy Harry
Mrs. Erin Harting • Ms. Diane H. Hass
Mrs. Donna Hiller • Paul and Renate Hiller
Mr. Jim Hillis • Ms. Anne M Hoerner
Mr. Bryan Holland • Ms. Barbara Hum
Susan Hume • Mrs. Sarah Jameson-Jones
Ms. Martha Jamsa • Ms. Brenda G. Johnson
Ms. Katherine Johnson
Ms. Nancy Johnson
Mr. and Mrs. Joe Kandiko
Ms. Deborah L. Kirkeide
Mr. and Mrs. Bill Knopp
Ms. Joan B. Knudtson • Jillene Kreidberg
Mrs. Terri Kurita • Mrs. Molly Larsen
Wayne and Susan Larson
Mrs. Lynn Latzke
Ms. Kerstin Lee • Diane Lempke
Ms. Kristen LeNeave
Mr. Pierre Marc Lepee and Mrs. Valerie Lepee
Ms. Nancy Little • Ms. Jean Ludescher
Dustin Macgregor • Mrs. Linda Machmeier
Mrs. Louise Magnuson • Ms. Shivani Mahajan
Ms. Joan Malkerson • Ms. Marie McCarthy
Mr. Don McClung and Ms. Anne Harvell
Mr. Gerald McCoy • Ms. Terry L. McFarland
Mr. Gordon Mckenzie • Tom and Jane Medcalf
Polly Norman • Ms. Dorothy Osterman
Mrs. Shari Parsons • Dr. Denise Pasmanter

Mr. Robert Paulson
Mike and Cathryn Peel
Mrs. Elisa Peltola • Dr. Alya Pender
Ms. Genny Perrizo • Mrs. Deb Petersen
Ms. Britta Peterson
Nancy and Rodney Peterson
Ms. Deborah Peyer • Mr. Charles E. Pitschka
Ms. Yoriko M. Price • Cynthia Ramsey
Erika and Matt Ramsey • Ms. Sangeeta Rath
Ms. Karen Rathke • Ms. Kay Redding
Mr. Lee Regensburger • Ms. Martha Rehkamp
Patricia and Michael Reinert
Ms. Geraldine Reid Skjervold
Ms. Bettimae Richman • Mr. Frederick Richter
Ms. Kristin Riley • Ms. Diane Robinson
Ms. Francie Ross • Ms. Jennifer Rowe
Mrs. Joellyn Rustad • Ms. Linda Sallee
Ms. Ellen Sandbeck • Dr. Barbara Sanderson
Katie and Ken Searl • Mrs. Sandy Setterholm
Ms. Stephany G. Siitari • Ms. Diane Sillik
Ms. Fran Smith • Mrs. Cynthia Sorensen
Mr. and Mrs. Richard Spiegel
Margret Stankovsky • Ms. Vivian Steblay
Ms. Catherine Stepanek • Roseanne Strom
Mrs. Cynthia Sutter
Mr. and Mrs. Jack R. Swenson
Mr. and Mrs. William Swanson
Ms. Jae Swenson • Ms. Jennifer Swift
Mr. Gerald H. Teichman
Mrs. Rebecca Thompson
Ms. Vicki Thompson • Mr. Eric Turnquist and
Ms. Myrtle Moose Turnquist
Miss Sherlyn Ukatz • Mrs. Kate Van Horne
Mrs. Patricia M. Vaurio
Ms. Dawn Vittur-Berglund
Mr. Kent Severson and Ms. Sally J. Wagner
Art and Nancy Weeks • Ms. Kelly Wheaton
Ms. Marilyn Wick • Patricia Williams
Michael and Lynda Wilson
Mr. and Mrs. James Wolff
Mrs. Fremajane Wolfson • Mrs. Yanjin Xie
David Yanik • Dr. Anna Yurchenko
Ms. Barbie Zehr

Membership Benefits

\$60 Basic Household Membership (\$55 for Seniors – age 62+)

- 10 percent discount on classes for all household members
- Invitations to special exhibit openings and events
- Eligibility to enter Members’ Show and exhibits at Ridgedale Center
- Higher commissions on sales of member member-exhibited art
- \$10 discount on membership at the Walker Art Center
- Discount on workshops at the Madeline Island School of the Arts

\$100 Friend Membership

- All the benefits listed above, plus coupon for free coffee and baked good in the Café

\$250 Sponsor Membership

- All the benefits listed above, plus coupon for a free lunch for two in the Café

\$1000 Patron Membership

- All the benefits listed at left, plus free use of the Henrietta Murphy Room once a year
- Acknowledgement on our Patron’s Plaque

All gifts of \$150 a year or more are acknowledged in the quarterly newsletter and the annual report. All donors of a cumulative total of \$1,000 or more during the year are honored on the Patron’s Plaque in the main lobby.

Walker Art Center members receive a \$5 discount off a Minnetonka Center for the Arts membership. MCFTA members receive a \$10 discount off a Walker Art Center membership.

To join, renew or purchase your membership, call 952.473.7361, x. 160 or go to minnetonkaARTS.org and select MEMBERSHIPS.

Donate to support the arts

You may support the Minnetonka Center for the Arts anytime, anywhere. Go to minnetonkaARTS.org and select MEMBERSHIPS or DONATIONS. For tax reporting convenience, go to LOGIN and select *new user registration* to complete a brief profile and set login information. Then you may login anytime to review or print your giving history.

ARTIST SPOTLIGHT Catherine Hearinging



Catherine Hearinging

The beauty of the everyday is something MCFTA Artist-Instructor Catherine Hearinging loves to uncover. We can especially see this in her work with snow and water. Her landscapes compose themselves around these materials formed by light and color.

Catherine is a self-taught artist, and her technique involves using an initial wash across the entire sheet. This sets the mood for the painting, and creates beautiful color harmony. “I am fascinated with how light falls on form, whether in the landscape or on a still life. Cast shadows are interesting, as they depict form and I use them to describe the shape of the landscape. Light changes over the course of a day and from season to season. I like to explore those changes and use light to create a mood. Focusing on color, form and light and the relationships between these ideas is all a part of what I try to do in each of my paintings.”


Catherine discovered a love for painting as a young girl growing up in Roseville. She started with oil paints, but her mom grew tired of trying to get oil paint out of her clothes. Unwilling to send her to art school, Catherine attended the University of Montana and studied zoology/botany. She was able to bridge the gap between her artistic passion and her academics through her study of anatomy, and began focusing on wildlife art.

After graduation, she began to show her work in art shows. From there, she developed a notecard business, and her timing was terrific. The stationery industry was shifting and small card companies were sought after by large retail stores, and she soon found herself working the trade show circuit.

Eventually Catherine grew tired of painting only animals, however, and expanded her subjects to include landscapes. She was particularly fascinated by winter scenes. “I love how paint moves on paper. I let the water do the work. This technique fits well, especially capturing winter landscapes.” Her artwork reflects all the places she has lived and traveled, including Minnesota, Seattle, Montana and beyond. Today, Catherine works from her home studio in Lake Elmo.

Now in her fourth year teaching at the MCFTA, she loves the supportive environment here, where you can really get to know your students. Some are very focused, while others are working on their bucket list, but she finds them all amazing.

Catherine teaches *Watercolor II: Refining Skills* and *Watercolor III: Studio* this winter. She is also leading two 5-week classes: *Composition Confidence* and *Painting Sunlight with Watercolor*.



A Walk in the Woods by Catherine Hearinging




Reflections by Catherine Hearinging

COMMUNITY SPOTLIGHT



Patty Naegle



Hana Naegle



Charlotte Naegle

Patty Naegle is like many single moms; balancing a career while raising kids, and relying on her village to help make it all happen. As one of Patty’s clients, Susan Lipscomb* was touched to learn that she too loves the MCFTA, and that the MCFTA is part of her village.

Years ago, Patty needed help caring for her school-age kids during the summer. She enrolled Hana and Charlotte in the Summer Arts Program. “It was a great relief knowing my girls were in a beautiful space learning, creating and expanding their love of the arts. It was always a highlight when we would get the catalog. Together we would look over the camps and make our choices. It was an amazing opportunity for the girls to choose what they wanted to do and create each summer.”

They often chose back-to-back camps, bringing a lunch, and spending most of their day at the MCFTA. Patty’s mom would pick them up and was the first to see their creations. From Mud Buddies and Media Arts to Animation, there was always something fun and exciting to share. Patty fondly reflected, “My mother often says that ‘we’ – you, me and MCFTA – did an awesome job raising these kids.”










Hana’s fondness for the MCFTA led her to have her senior pictures taken here. She continued her art education at the Art Institute of Minneapolis studying Media Arts and Animation. Today she does commissioned project work creating character design and concepts.

Charlotte too is an artist at heart, and enjoys drawing, painting, and photography. She took piano lessons at MCFTA, and today is a music companion in Memory Care, sharing her many artistic talents with seniors.

So it wasn’t a surprise to learn that Patty came to the MCFTA to find relief during a serious health challenge five years ago. To help her recharge, Patty took time to sketch outdoors, and today appreciates good health.

*Susan Lipscomb is a MCFTA volunteer, and member of the board. She is sharing a story about how a simple comment about her involvement allowed her to learn about how the MCFTA touches people in our community in ways we may not always realize.

Winter 2019 Class Schedule

Ceramics	WINTER	CLASS TITLE	PAGE	ARTIST-INSTRUCTOR	MON	TUE	WED	THU	FRI	SAT
9:30 AM - 12:30 PM	C90319	Beginning And Continuing With Clay	8	Bowman	•					
9:30 AM - 12:30 PM	C90519	Pottery In The Making	8	Persell		•				
6:00 PM - 9:00 PM	C90019	Beginning/Intermediate Pottery	8	Persell		•				
9:30 AM - 12:30 PM	C94119	Ceramic Sculpture	8	Catt			•			
1:00 PM - 4:00 PM	C94419	Ceramic Sculpture	8	Catt			•			
9:30 AM - 12:30 PM	C90619	Exploring Clay	8	Persell				•		
6:00 PM - 9:00 PM	C97619	Clay: Form And Surface	8	Miller				•		
9:30 AM - 12:30 PM	C92819	Friday Clay	8	Miller					•	
12:30 PM - 3:30 PM	C91819	Stoneware And Porcelain	8	Persell/Bowman						•
Digital Arts	WINTER	CLASS TITLE	PAGE	ARTIST-INSTRUCTOR	MON	TUE	WED	THU	FRI	SAT
6:30 - 8:30 PM	C60419	iPad Draw And Paint 	9	Nutt				•		
Drawing	WINTER	CLASS TITLE	PAGE	ARTIST-INSTRUCTOR	MON	TUE	WED	THU	FRI	SAT
9:00 AM - 12:00 PM	C42219	Drawing Basics: A Friendly Introduction [Core Class]	9	Nelson	•					
9:00 AM - 12:00 PM	C40519	Solving Common Drawing Challenges 	9	Lauber-Westover	•					
1:00 PM - 4:00 PM	C47219	Colored Pencil Studio	9	Lauber-Westover	•					
6:30 PM - 8:30 PM	C45519	Figure/Life Drawing	9	Stommes		•				
6:00 PM - 9:00 PM	C40719	Draw And Paint To Tell A Story 	9	Reynolds				•		
Fiber Arts	WINTER	CLASS TITLE	PAGE	ARTIST-INSTRUCTOR	MON	TUE	WED	THU	FRI	SAT
9:30 AM - 12:30 PM	C75119	Advanced Beginner Weaving	10	Bestler	•					
9:30 AM - 12:30 PM	C70019	Intermediate Weaving	10	Bestler		•				
9:30 AM - 12:30 PM	C70419	Wednesday Weaving	10	Bestler			•			
1:00 PM - 4:00 PM	C71219	Folk Art Rug Hooking	10	Lausen			•			
9:30 AM - 12:30 PM	C78119	Beginning Weaving	10	Bestler				•		
Jewelry	WINTER	CLASS TITLE	PAGE	ARTIST-INSTRUCTOR	MON	TUE	WED	THU	FRI	SAT
9:30 AM - 12:00 PM	C85719	Intermediate Jewelry Design	10	Saathoff	•					
12:30 PM - 3:00 PM	C83219	Beginning Silversmithing And Jewelry Design	10	Saathoff	•					
6:00 PM - 9:00 PM	C99119	Enameled Jewelry Using Metal Clay 	10	Bober				•		
1:00 PM - 4:00 PM	C86019	Metal Clay Jewelry 	10	Bober						•
Lecture	WINTER	CLASS TITLE	PAGE	ARTIST-INSTRUCTOR	MON	TUE	WED	THU	FRI	SAT
12:00 PM - 1:30 PM	C333L19	MCFTA Arts Book Club: January 2019	11	Paulsen/Miller					1/11	
Painting (Acrylics, Oils, Pastels & Mixed-media)	WINTER	CLASS TITLE	PAGE	ARTIST-INSTRUCTOR	MON	TUE	WED	THU	FRI	SAT
1:00 PM - 4:00 PM	C46519	Intro To Painting [Core Class]	11	Nelson	•					
9:30 AM - 12:30 PM	C41419	Intermediate/Advanced Painting Studio	11	Odland		•				
9:30 AM -12:30 PM	C47519	Pastel Landscape	11	France		•				
1:00 PM - 4:00 PM	C41519	Beginning/Intermediate Painting Studio	11	Odland		•				
1:00 PM - 4:00 PM	C48819	Flowers And French	11	Coppin		•				
6:30 PM - 9:30 PM	C41619	All Levels Painting Studio	11	Odland		•				
9:00 AM - 12:00 PM	C48319	Drawing And Painting Horses 	11	Thompson				•		
9:30 AM - 12:30 PM	C48119	Landscape/Nature Painting In Oil Or Acrylic	12	Combs				•		
1:00 PM - 4:00 PM	C41019	Draw And Paint From Photos	12	Thompson				•		
9:00 AM - 12:00 PM	C49719	Contemporary Abstract Painting	12	Richman					•	
1:00 PM - 4:00 PM	C48519	Contemporary Abstract Painting	12	Richman					•	
Painting (Watercolors)	WINTER	CLASS TITLE	PAGE	ARTIST-INSTRUCTOR	MON	TUE	WED	THU	FRI	SAT
9:00 AM - 12:00 PM	C49619	Composition Confidence For Watercolor	12	Hearding	•					
12:30 PM - 3:30 PM	C42919	Painting Sunlight With Watercolor 	12	Hearding	•					
1:00 PM - 4:00 PM	C40019	Painting With Gouache (Opaque Watercolors) 	12	Dingler		•				
6:00 PM - 8:30 PM	C42119	Beginning Watercolor [Core Class]	13	Hutchinson		•				
9:30 AM - 12:30 PM	C45419	Nature And Food Illustration 	13	Reynolds			•			
9:30 AM - 12:30 PM	C42519	Watercolor I: Working From Photos	13	Hutchinson			•			
1:00 PM - 4:00 PM	C43319	Advanced Beginner Watercolor Techniques	13	Hutchinson			•			
9:30 AM - 12:30 PM	C42419	Watercolor III: Studio	13	Hearding				•		
9:30 AM - 12:30 PM	C48919	Illumination Letterforms	13	Reynolds				•		
1:00 PM - 4:00 PM	C42619	Watercolor II: Refining Skills	13	Hearding				•		
Photography	WINTER	CLASS TITLE	PAGE	ARTIST-INSTRUCTOR	MON	TUE	WED	THU	FRI	SAT
9:30 AM - 12:30 PM	C61419	Photography: Composition And Design	13	Groton	•					
9:00 AM - 12:00 PM	C61519	Intermediate Digital Photography	13	Beihl		•				
9:30 AM - 12:30 PM	C61019	Making Photographs	14	Beihl			•			
1:00 PM - 4:00 PM	C61119	Abstract Digital Photography	14	Beihl			•			
9:30 AM - 12:30 PM	C66219	Beginning Digital Photography [Core Class]	14	Coats				•		
1:00 PM - 4:00 PM	C66419	Advanced Beginner Digital Photography	14	Coats				•		

See page 18 for Artist-Instructor bios

Winter 2019 Class Schedule

Sculpture	WINTER	CLASS TITLE	PAGE	ARTIST-INSTRUCTOR	MON	TUE	WED	THU	FRI	SAT
12:30 PM - 3:30 PM	C82919	Stone Carving Beginning/Intermediate	14	Lyman/Picos			•			
6:30 PM - 9:00 PM	C82319	Paper Maché Faux Taxidermy NEW!	14	Hughes				•		
9:30 AM - 12:00 PM	C87919	Balanced Sculpture NEW!	14	Saathoff					•	
Workshops for Adults	WINTER	CLASS TITLE	PAGE	ARTIST-INSTRUCTOR	MON	TUE	WED	THU	FRI	SAT
9:00 AM - 3:30 PM	C499W19	Passionate Painting NEW!	15	Combs						1/12
9:30 AM - 4:00 PM	C444W19	Painting Sculptural Forms In Watercolor NEW!	15	Hutchinson	1/14					
9:00 AM - 1:00 PM	C715W19	Bead Weaving: Peyote Stitch Basics	15	Meyer					1/18	
10:00 AM - 1:00 PM	C441W19	No Fumes Oil Painting Sampler NEW!	15	Thompson						1/19
9:30 AM - 4:00 PM	C423W19	Textural Accents In Watercolor NEW!	15	Hutchinson					1/25	
9:30 AM - 4:00 PM	C478W19	Watercolor Realism On Illustrator Board NEW!	15	Dingler						1/26
9:30 AM - 4:00 PM	C487W19	Watercolor Action Scenes NEW!	15	Kandiko					2/1	
10:00 AM - 4:00 PM	C735W19	Rug Hooked Mug Mat For Valentine's Day NEW!	15	Lausen					2/1	
9:30 AM - 4:00 PM	C462W19	Painting Like Monet	15	Coppin						2/2
9:30 AM - 4:00 PM	C417W19	Dramatic Color Abstracts In Watercolor NEW!	15	Kandiko					2/8	
9:00 AM - 4:00 PM	C911W19	Two Working Together, Separately NEW!	16	Swanson/ Jacobson						2/9
9:30 AM - 2:30 PM	C966W19	Illuminated Stained Glass Mosaic	15	Andersen						2/9, 2/16
10:00 AM - 3:30 PM	C392W19	Stalled Painting Fix-It Clinic NEW!	16	Thompson						2/9
10:00 AM - 3:00 PM	C411W19	Color Mixing 101 NEW!	16	Thompson					2/15	
9:30 AM - 3:30 PM	C412W19	Creative Collage And Mixed Media	16	Holland						2/16, 2/23
9:30 AM - 4:00 PM	C716W19	Free-Form Peyote Stitch Bracelet	16	Meyer					2/22	
1:00 PM - 3:30 PM	C319W19	Introduction To Flower Arranging	16	Persell					2/22	
Workshops for Families	WINTER	CLASS TITLE	PAGE	ARTIST-INSTRUCTOR	MON	TUE	WED	THU	FRI	SAT
10:00 AM - 12:00 PM	C064W19	Cheers To Winter	17	Catt						2/2
Multigenerational	WINTER	CLASS TITLE	PAGE	ARTIST-INSTRUCTOR	MON	TUE	WED	THU	FRI	SAT
1:00 PM - 3:00 PM	C071W19	Clay Whistle Or Flute	16	Gotkin						1/19
1:30 PM - 3:30 PM	C037W19	Fleece Scarves And Hats	16	Stice						1/26
1:30 PM - 3:30 PM	C019W19	Prints & Paper	16	Stice						2/16
1:00 PM - 3:30 PM	C054W19	Spring Into Glass	16	Petron						2/23
Children and Teens	WINTER	CLASS TITLE	PAGE	ARTIST-INSTRUCTOR	MON	TUE	WED	THU	FRI	SAT
9:30 AM - 11:00 AM	C19719	Painting Basics	17	Stice						•
9:30 AM - 11:00 AM	C47319	Youth Drawing Studio	17	Art Center Faculty						•
9:30 AM - 12:00 PM	C16019	Ceramics: Wheel & Hand	17	Gotkin						•
11:30 AM – 1:00 PM	C47719	Tween Drawing Studio	17	Art Center Faculty						•
11:30 AM – 1:00 PM	C19419	Painting Studio	17	Stice						•
11:30 AM – 1:00 PM	C198W19	Winter Paint Adventure	17	Gernbacher						1/26
11:30 AM – 1:00 PM	C197W19	Pop Art Cafe	17	Gernbacher						2/9, 2/16

summer arts camp



Real art | Real fun!

June 10 - August 24, 2019

Ages 5 to 15

Half days or full days, Monday – Friday

Classes: 9 a.m. – noon and 1 – 4 p.m.

Registration opens mid-February

online at
minnetonkaARTS.org/summer-arts-camp
or call 952.473.7361, x. 160

CERAMICS

BEGINNING AND CONTINUING WITH CLAY
Robert Bowman
Skill level: ALL

This course combines basic throwing and handbuilding techniques for beginners with more advanced techniques and individualized instruction for continuing students. Demonstrations and discussions will complement the hands-on experiences, and we'll explore a variety of firing methods for finishing our work.

Enrollment limited to 18; ages 16 and up

C90319 Mondays, January 7 - February 18
(7 sessions) 9:30 a.m. - 12:30 p.m.
\$250 Members / \$278 Non-members

BEGINNING/INTERMEDIATE POTTERY
Lee Persell
Skill level: ALL

Beginners receive an introduction to basic throwing techniques and forms, while intermediate students expand their technical abilities and their understanding of ceramic form through demos, discussions and critiques. High-fire, raku and soda firing will be explored.

Enrollment limited to 18; ages 15 and up

C90019 Tuesdays, January 8 - February 19
(7 sessions) 6 - 9 p.m.
\$250 Members / \$278 Non-members



The work of Artist-Instructor Bob Bowman

POTTERY IN THE MAKING
Lee Persell
Skill level: ALL

Expand your skills on the potter's wheel and/or handbuilding through demonstrations, discussions, critiques and an exploration into the art of glazing. High-fire, raku, and soda firing will be explored.

Enrollment limited to 18; ages 15 and up

C90519 Tuesdays, January 8 - February 19
(7 sessions) 9:30 a.m. - 12:30 p.m.
\$250 Members / \$278 Non-members

CERAMIC SCULPTURE
Krissy Catt
Skill level: ALL

In this off-the-wheel class, students create a wide variety of projects ranging from figurative work (animals and human) to realistic or abstract forms, to clay totems, and more. You will learn proper interior structure for a sculpture made of clay and have fun with surface design and textures. Come with an idea for a project you want to create, and together we will work to complete it. Clay and firing fees are additional.

Enrollment limited to 10; ages 16 and up

C94119 Wednesdays, January 2 - February 20
(8 sessions) 9:30 a.m. - 12:30 p.m.
\$286 Members / \$318 Non-members

C94419 Wednesdays, January 2 - February 20
(8 sessions) 1 - 4 p.m.
\$286 Members / \$318 Non-members

EXPLORING CLAY
Lee Persell
Skill level: ALL

This class is for beginners and advanced potters alike. Beginners will be introduced to the potter's wheel as well as handbuilding. Experienced students will work with the instructor to develop their own projects. High-fire, raku and soda firing will be explored. (Previously titled *Making Pottery* on Thursdays)

Enrollment limited to 18; ages 15 and up

C90619 Thursdays, January 10 - February 21
(7 sessions) 9:30 a.m. - 12:30 p.m.
\$250 Members / \$278 Non-members

CLAY: FORM AND SURFACE
Ernest Miller
Skill level: ALL

Make your Thursday evenings fun and creative in this relaxed potter's wheel class. Instructor demonstrations will show you how to create cups, bowls, plates, vases, lidded jars and teapots. Individual attention will help you develop your skills. Some projects include hand construction and altering techniques. This class is designed for students with some experience and ambitious beginners. All tableware is finished in a high-fire kiln for food-safe use at home.

Enrollment limited to 16; ages 14 and up

C97619 Thursdays, January 3 - February 14
(7 sessions) 6 - 9 p.m.
\$250 Members / \$278 Non-members

FRIDAY CLAY
Ernest Miller
Skill level: AB, I, AD

Advanced beginners and experienced students start their day with clay in this potter's wheel focused class. Hands-on demonstration and instruction is provided on cups, bowls, plates, vases, lidded jars, boxes and teapots. Some projects are accompanied with handbuilding and altering techniques. All tableware work is finished in a high-fire kiln for safe use at home.

Enrollment limited to 15; ages 16 and up

C92819 Fridays, January 4 - February 15
(7 sessions) 9:30 a.m. - 12:30 p.m.
\$250 Members / \$278 Non-members

STONEWARE AND PORCELAIN
Lee Persell, Robert Bowman
Skill level: ALL

Beginners learn the basics of working with stoneware or porcelain on the potter's wheel while intermediate and advanced students expand their skills. Handbuilding projects will be presented. Class includes demos, critiques and an opportunity to try soda and raku-firing techniques.

Enrollment limited to 18; ages 16 and up

C91819 Saturdays, January 5 - February 23
(7 sessions) 12:30 - 3:30 p.m.
No class on February 9
\$250 Members / \$278 Non-members

Attention new ceramics students:

Bring a towel and wear clothes that can get muddy. Clay and tools are available for purchase at the Art Center. During your first class, your instructor will show you what you need. These materials are not included in the class price unless stated. Firing fees are extra and purchased when needed based on the size of your finished piece(s).



The work of Artist-Instructor Lee Persell

- > See also:
- *Two Working Together* page 16
 - *Clay Whistle or Flute* page 16

Note to all ceramics students:

Note to all ceramics students: Do you have a stain or glaze you'd like to try? Please be sure to ask the ceramics studio manager, Lee Persell, if the product (clay, stains, glazes, wax, etc.) can safely be used in the studio.

DIGITAL ARTS

iPAD DRAW AND PAINT
James Nutt
Skill level: ALL



Your iPad is the perfect sketchbook for the modern artist. You'll learn how to create beautiful art works with Procreate an award-winning painting app. You'll be amazed at what you can do! Draw a pen and ink sketch, use different brush strokes to create a painted effect, undo mistakes, try different color schemes, even make a video of how your art was created. Use it anywhere, even in the dark. Great for

artistic studies, finished works and anyone who loves to draw or paint. You will need to bring an iPad with the iPad Procreate: Sketch, paint, create by Savage Interactive Ltd. app installed. Bring your iPad charger. Stylus optional.

Enrollment limited to 15; ages 16 and up

C60419 Thursdays, January 10 - February 21 (6 sessions) 6:30 - 8:30 p.m.
No class on February 7
\$119 Members/ \$132 Non-members

DRAWING

DRAWING BASICS: A FRIENDLY INTRODUCTION [CORE CLASS]
Holly Nelson
Skill level: B, AB

Many people incorrectly think they're not creative or can't draw, when in reality they simply have not been taught the fundamental steps. In this beginning class, you will be introduced to basic drawing techniques and materials that will help build skills and increase confidence. We recommend this foundational class for students of all art forms and media to enhance their work. This class is also a good review for students who haven't drawn for a while. Request a materials list from the Registrar.

SOLVING COMMON DRAWING CHALLENGES
Bonnie Lauber-Westover
Skill level: AB, I



Focus on common drawing challenges and find ways to resolve them. Each week you will tackle a different tricky drawing topic such as foliage in the landscape, fabrics and folds, perspective, and developing a background. Designed for those who have taken Drawing Basics or have drawing experience, these sessions will build on what you already know, while guiding you to further exploration and development of your visual sensitivity.

Enrollment limited to 12; ages 16 and up

C40519 Mondays, January 7 - 28 (4 sessions) 9 a.m. - Noon
\$119 Members/ \$132 Non-members

Enrollment limited to 12; ages 16 and up
C42219 Mondays, January 7 - February 18 (7 sessions) 9 a.m. - Noon
\$209 Members/ \$232 Non-members



COLORED PENCIL STUDIO
Bonnie Lauber-Westover
Skill level: ALL

Explore drawing techniques that lead to deep, luminous color. In this studio style class, you will learn to build up color and create brilliant effects with colored pencils. Create a still life with bold hues and a sense of atmosphere or work on a project based on photographic references. Instructor feedback will help you complete your drawing as you envision it. Open to all skill levels, but previous drawing experience is helpful. Request a materials list from the Registrar.

Enrollment limited to 12; ages 16 and up

C47219 Mondays, January 7 - 28 (4 sessions) 1 - 4 p.m.
\$119 Members / \$132 Non-members



Work of Artist-Instructor Bonnie Lauber-Westover

FIGURE/LIFE DRAWING
Audrey Stommess
Skill level: ALL

Learn to draw the nude human figure from observation in this multi-level class that is transferable to other mediums. Beginners will learn how to draw the human structure, gestures and how to use line weight and shading to develop form. Intermediate students will be shown ways to advance their skills based on their individual needs and interests. There will be fast gesture drawings, short studies, and prolonged poses along with demos and exercises. Bring hard compressed charcoal and a pad of 18 x 24-inch newsprint paper to the first class. Model fee included.

Enrollment limited to 12; ages 18 and up

C45519 Tuesdays, January 8 - February 12 (6 sessions) 6:30 - 8:30 p.m.
No class on January 22
\$184 Members / \$197 Non-members


DRAW AND PAINT TO TELL A STORY
William Reynolds
Skill level: ALL



Go beyond copying a photo and create artwork that tells a story. Using colored pencils or watercolor paints (preferred; other mediums are welcome) you will thoughtfully and artistically learn to express text and ideas. Illustrate a book cover, picture book page, poem, or story of any kind. You'll explore illustration and design concepts and be challenged to think through your artistic id eas in new ways. Request a materials list from the Registrar. Drawing experience recommended.

Enrollment limited to 12; ages 16 and up

C40719 Thursdays, January 3 - February 21 (8 sessions) 6 - 9 p.m.
\$239 Members / \$265 Non-members



Deer shack sketch and painting by Artist-Instructor William Reynolds

- See Also:
• Drawing and Painting Horses page 11
• Draw and Paint from Photos page 12
• Nature and Food Illustration page 13

FIBER ARTS

ADVANCED BEGINNER WEAVING

Traudi Bestler
Skill level: AB

This class continues the exploration of hand weaving using Art Center looms. Individual skills will be expanded and different techniques will be introduced depending on class interests. A great class for advanced beginners and those wanting to refresh their weaving skills.

Enrollment limited to 7; ages 16 and up

C75119 Mondays, January 7 - February 11
(6 sessions) 9:30 a.m. - 12:30 p.m.
\$179 Members / \$199 Non-members

INTERMEDIATE WEAVING

Traudi Bestler
Skill level: I

In this class, students continue their exploration of weave structures. The projects and lessons are more challenging and will lead the weaver further down the path of learning. You will become more confident in setting up your loom and making the ideas in your imagination become real. You'll receive help with your projects and experience weaving on a variety of looms.

Enrollment limited to 10; ages 16 and up

C70019 Tuesdays, January 8 - February 19
(7 sessions) 9:30 a.m. - 12:30 p.m.
\$209 Members / \$232 Non-members

WEDNESDAY WEAVING

Traudi Bestler
Skill level: AD

For people who can warp looms and read drafts independently. This class studies more complex weave structures and often spends one portion studying a new weave structure, followed by individual exploration into a project of choice. Designing using a computer program is also covered.

Enrollment limited to 8; ages 16 and up

C70419 Wednesdays, January 2 - February 20
(8 sessions) 9:30 a.m. - 12:30 p.m.
\$239 Members / \$265 Non-members

GLASS

- See also:
- *Illuminated Stained Glass Mosaic* page 15
 - *Spring Into Glass* page 16

FOLK ART RUG HOOKING

Laurie Lausen
Skill level: ALL

Discover the age-old craft of creating whimsical rugs using fabric strips and a simple hook. You will learn the basics of rug hooking: design techniques including transfer methods, color planning and wool preparation, a variety of finishing techniques, and the rich traditions behind this folk art. Beginning students will work on creating a small mat using one of a variety of kit choices which may be purchased at the first class. Experienced students will work on their own designs and may bring a project in process. Request a materials list from the Registrar. Beginners' kit is an additional \$30 plus tax.

Enrollment limited to 12; ages 16 and up

C71219 Wednesdays, January 2 - February 20
(8 sessions) 1 - 4 p.m.
\$239 Members / \$265 Non-members

BEGINNING WEAVING

Traudi Bestler
Skill level: B, AB

This class introduces the pleasures of hand weaving. Using Art Center table looms, you will learn all about setting up and weaving a small project. New weavers may make scarves, table linens, bags or other interesting objects. A variety of twill patterns will be explored. Both beginners and those wanting to refresh their weaving skills are welcome in this group. An additional \$14 materials fee plus tax will be collected from first-time students.

Enrollment limited to 7; ages 16 and up

C78119 Thursdays, January 3 - February 21
(7 sessions) 9:30 a.m. -12:30 p.m.
No class on February 14
\$209 Members / \$232 Non-members

- See Also:
- *Rug Hooked Mug Mat* page 15
 - *Peyote Stitch Basics* page 15

JEWELRY

INTERMEDIATE JEWELRY DESIGN

Danny Saathoff
Skill level: I, AD

Expand on the skills learned in *Beginning Silversmithing and Jewelry Design* through further exploration of familiar skills and the introduction of more advanced techniques. This class will be loosely structured to allow more time to create new pieces, practice, and hone your techniques. Prerequisite: a beginning MCFTA silver jewelry class or instructor permission. Some materials provided. Project materials purchased by student.

Enrollment limited to 10; ages 16 and up

C85719 Mondays, January 7 - February 18
(7 sessions) 9:30 a.m. - Noon
\$244 Members / \$267 Non-members

BEGINNING SILVERSMITHING AND JEWELRY DESIGN

Danny Saathoff
Skill level: B, AB

Learn to work with silver and other metals to create fine jewelry and explore metal fabrications, soldering, stone setting, cold connections and many more techniques. You will be guided through basic techniques and can expect to complete at least one project by the end of the course. We will also discuss the essential equipment to continue work outside of the classroom. Bring a sketchbook. Most materials provided.

Enrollment limited to 10; ages 16 and up

C83219 Mondays, January 7 - February 18
(7 sessions) 12:30 - 3 p.m.
\$264 Members / \$287 Non-members



The work of Artist-Instructor
Danny Saathoff

- See also:
- *Free-Form Peyote Stitch Bracelet* page 16

ENAMELED JEWELRY USING METAL CLAY

Sarah Bober
Skill level: ALL



Enamel is a fun way to add a dramatic element to jewelry. The fine silver in the metal clay provides the perfect surface for enameling. In this class, you will create metal clay pieces for two different enamel techniques, basse-taille and champleve. You will torch fire the enamel layers to create stunning jewelry components to turn into earrings, bracelets, or necklaces. Basic metal clay techniques will be taught as well as how to properly sift and wet pack enamels. Materials for the first class are included. Students will need to purchase additional metal clay.

Enrollment limited to 12; ages 16 and up

C99119 Thursdays, January 3 - 31
(5 sessions) 6 - 9 p.m.
\$239 Members / \$259 Non-members



Example of metal clay enameling

METAL CLAY JEWELRY

Sarah Bober
Skill level: ALL

Learn how to make silver jewelry without saws or power tools by using metal clay. This flexible medium can be rolled, stamped, cut, and manipulated like traditional clay. Finished pieces are kiln or torch-fired to become 99.9% pure silver. Each week, students will learn and apply new techniques for working with metal clay and create a variety of unique jewelry designs. All tools provided. Class fee includes materials for first class.

Enrollment limited to 12; ages 16 and up

C86019 Saturdays, January 5 - 26
(4 sessions) 1 - 4 p.m.
\$193 Members / \$209 Non-members

LECTURE

MCFTA ARTS BOOK CLUB:
JANUARY 2019
Curt Paulsen, Mara Miller
Skill level: ALL

Come explore creativity and artistic ideas through open discussion around books chosen to pique the interest and inspire. There is no cost for participating, but space is limited, so please RSVP with our Registrars to save your spot. Plan on arriving early if you want lunch at the Art Center Café before the discussion starts.

Enrollment limited to 30;
ages 16 and up

C333L19 Friday, January 11
(1 session) Noon - 1:30 p.m.
\$0 Members/
\$0 Non-members

January Book: *The Madonnas of Leningrad: A Novel by Debra Dean*. Described as an “unforgettable story of love, survival and the power of imagination in the most tragic circumstances,” the story travels between the main character’s clear and detailed recollections of the Hermitage collection she helped protect during the Siege of Leningrad and her current life coping with dementia.

PAINTING (Acrylics, Oils, Pastels and Mixed-Media)

INTRO TO PAINTING
[CORE CLASS]
Holly Nelson
Skill level: B, AB

Have you always wanted to learn to paint but aren’t sure where to start? In this beginning level class, you will be introduced to basic painting techniques using either acrylic or water-based oil paints. The instructor will take you step by step through a series of painting exercises that will build your skill level and confidence. You will also learn about the fundamentals of color mixing and application. Request a materials list from the Registrar.

Enrollment limited to 12; ages 16 and up

C46519 Mondays, January 7 - February 18
(7 sessions) 1 - 4 p.m.
\$212 Members / \$235 Non-members



The work of Artist-Instructor
Eileen France

PASTEL LANDSCAPE
Eileen France
Skill level: ALL

Open to the beginner pastel artist or more experienced painter, this class will help participants gain confidence in the use of the versatile pastel medium. Classes will be informative and relaxed and there will be ample painting time. There will be discussions and demonstrations on topics such as application techniques, value, color, design and composition. Bring your own landscape photos and regular pastel materials. A beginner’s supply list is available from the Registrar if requested.

Enrollment limited to 11; ages 16 and up

C47519 Tuesdays, January 8 - February 19
(7 sessions) 9:30 a.m. -12:30 p.m.
\$209 Members / \$232 Non-members

INTERMEDIATE/ADVANCED
PAINTING STUDIO
Dorothy Odland
Skill level: I, AD

Understand more about the process of making art and developing personal style using oil, acrylic or watercolor. Work at your own pace with individual instruction in this open studio format class. Bring paints, brushes and painting surface to the first class.

Enrollment limited to 17; ages 16 and up

C41419 Tuesdays, January 8 - February 19
(7 sessions) 9:30 a.m. - 12:30 p.m.
\$209 Members/ \$232 Non-members

BEGINNING/INTERMEDIATE
PAINTING STUDIO
Dorothy Odland
Skill level: B, AB, I

Learn the basics or brush up on rusty skills. Work in oil, acrylic or watercolor to explore color and personal style. Work at your own pace with individual instruction in this open studio format class. Bring paints, brushes and painting surface to the first class.

Enrollment limited to 16; ages 16 and up

C41519 Tuesdays, January 8 - February 19
(7 sessions) 1 - 4 p.m.
\$209 Members / \$232 Non-members

FLOWERS AND FRENCH
Michele Coppin
Skill level: ALL

Immerse yourself in color and enjoy flower painting with a French ambiance. Open to painters of all levels. New students will be shown demonstrations and given instruction on how to start, while experienced painters will be free to gather a bouquet and begin painting with guidance from the instructor as needed. Work in oils, acrylics, or pastels.

Enrollment limited to 12; ages 16 and up

C48819 Tuesdays, January 29 - February 19
(4 sessions) 1 - 4 p.m.
\$119 Members / \$132 Non-members

ALL LEVELS PAINTING
STUDIO
Dorothy Odland
Skill level: ALL

Enjoy a relaxed painting atmosphere in this evening studio format class. Learn basics or brush up on rusty skills. Work in oil, acrylic or watercolor to explore color and personal style. Work at your own pace with individual instruction. Bring paints, brushes and painting surface to the first class.

Enrollment limited to 16; ages 16 and up

C41619 Tuesdays, January 8 - February 19
(7 sessions) 6:30 - 9:30 p.m.
\$209 Members/ \$232 Non-members

DRAWING AND PAINTING
HORSES
Tracie Thompson
Skill level: ALL



Horses have been depicted in art since people were painting in caves, but they are surprisingly tricky to draw and paint. Starting with the head, neck and shoulders of a horse, you’ll learn basic proportions and anatomy and create a simple portrait of a horse. Then progress to drawing the horses’ body, movement, and musculature by creating full-body sketches of horses at rest and in motion. You may use your own reference photos or those provided during class. Request a materials list from the Registrar.

Enrollment limited to 10; ages 16 and up

C48319 Thursdays, January 10 - February 21
(7 sessions) 9 a.m. - Noon
\$209 Members/ \$232 Non-members



The work of Artist-Instructor
Tracie Thompson

**LANDSCAPE/NATURE
PAINTING IN OIL OR
ACRYLIC**
Michele Combs
Skill level: ALL

Paint a location you love and focus on achieving its essence. Capture a moment: the glow of an evening sunset, fog lifting over a river, children running through the grasses, or a sunlit flower. The instructor will help you develop and strengthen your skills in composition, value, color, and general artistry. Work at your own pace with individualized instruction. Bring your oil or acrylic paints and painting surface to the first class.

Enrollment limited to 12; ages 16 and up

C48119 Thursdays, January 3 - 24
(4 sessions) 9:30 a.m. - 12:30 p.m.
\$119 Members / \$132 Non-members

**CONTEMPORARY
ABSTRACT PAINTING**
Ellen Richman
Skill level: ALL

This course presents contemporary abstract painting in acrylic or oil with an emphasis on formal aspects: color, composition and value. You will expand your knowledge of medium and techniques, while developing your personal style. Students work at their own pace on a series of abstract paintings. New students, please request a materials list from the Registrar.

Enrollment limited to 15; ages 16 and up

C49719 Fridays, January 4 - February 22
(8 sessions) 9 a.m. - Noon
\$239 Members / \$265 Non-members

C48519 Fridays, January 4 - February 22
(8 sessions) 1 - 4 p.m.
\$239 Members / \$265 Non-members



The work of Artist-Instructor Michele Combs

**DRAW AND PAINT
FROM PHOTOS**
Tracie Thompson
Skill level: ALL

Learn to use your favorite photos as the basis for beautiful drawings and paintings using the medium of your choice. You will learn how to transfer images onto a canvas and how to think about the overall composition including editing and adding elements that will improve the final piece. Lots of demonstrations and time to work on your art. Request a materials list from the Registrar. Bring five photos to the first class. Students interested in pet portraits are encouraged to join.

Enrollment limited to 10; ages 16 and up

C41019 Thursdays, January 10 - February 21
(7 sessions) 1 - 4 p.m.
\$209 Members / \$232 Non-members

- **See Also:**
- **No Fumes Oil Painting Sampler page 15**
 - **Color Mixing 101 page 16**
 - **Passionate Painting page 15**
 - **Painting Like Monet page 15**
 - **Stalled Painting Fix It Clinic page 16**
 - **Creative Collage and Mixed Media page 16**

PAINTING (Watercolors)

See Catherine Hearing
as spotlight artist on page 5

**COMPOSITION
CONFIDENCE FOR
WATERCOLOR**
Catherine Hearing
Skill level: ALL

Learn strategies to create stronger, more dynamic paintings. Exercises will encourage experimentation with elements of composition, including value, color, negative space, line, rhythm, balance and movement. You will learn techniques for thinking about the overall structure and organization of your paintings. The focus will be on exploring solutions to compositional problems rather than completing work. Request a materials list from the Registrar.

Enrollment limited to 15; ages 16 and up

C49619 Mondays, January 21 - February 18
(5 sessions) 9 a.m. - Noon
\$149 Members / \$166 Non-members

**PAINTING SUNLIGHT WITH
WATERCOLOR**
Catherine Hearing
Skill level: AB, I, AD



Learn how to apply paint and find color solutions to paint the high contrast of direct sunlight. You will explore techniques using warm and cool shadows to simulate light on different objects, including the figure. Learn how to mimic sunlight and create beautiful shadows by mixing color on the paper. Bring regular watercolor supplies and Arches 140# watercolor paper.

Enrollment limited to 15; ages 16 and up

C42919 Mondays, January 21 - February 18
(5 sessions) 12:30 - 3:30 p.m.
\$149 Members / \$166 Non-members

**PAINTING WITH GOUACHE
(OPAQUE WATERCOLORS)**
Fred Dingler
Skill level: ALL



Gouache (pronounced Gwash) is a very bright and opaque water medium that works well for any art style or technique. It can be used with watercolors and works as a wash. It can also act like acrylic and be painted in layers light over dark. Great for realistic work and more stable surfaces such as illustration board. In this class you will explore this wonderful, but lesser-known water media and learn why it has been called a super paint. Request a materials list from the Registrar and bring photo reference materials.

Enrollment limited to 12; ages 18 and up

C40019 Tuesdays, January 8 - February 19
(7 sessions) 1 - 4 p.m.
\$209 Members / \$232 Non-members



The work of Artist-Instructor Fred Dingler

**BEGINNING WATERCOLOR
[CORE CLASS]**
Sonja Hutchinson
Skill level: B. AB

Learn the unique techniques of watercolor painting in this class designed for the first-time watercolor artist and those wishing for a basic refresher course. You will be introduced to watercolor materials, methods and color mixing. Each class will begin with a new topic and demonstration, followed by a project designed to reinforce the presented skills. This will be a fun, hands-on class that will hook you on the art of watercolor painting. Request a materials list from the Registrar. Some materials provided.

Enrollment limited to 12; ages 16 and up

C42119 Tuesdays, January 8 - February 5
(5 sessions) 6 - 8:30 p.m.
\$149 Members / \$163 Non-members

**NATURE AND FOOD
ILLUSTRATION**
William Reynolds
Skill level: AB, I



Learn to render food, flora and fauna with watercolor and/or colored pencils. Emphasis on visual storytelling. Subject matter may be idealized and/or heavily stylized vs. simply rendered in a traditional sense. You will build observational and visual interpretation skills and create eye-catching compositions. Previous drawing experience recommended. Request a materials list from the Registrar.

Enrollment limited to 12; ages 16 and up

C45419 Wednesdays, January 2 - February 20
(8 sessions) 9:30 a.m. - 12:30 p.m.
\$239 Members / \$265 Non-members

**WATERCOLOR I:
WORKING FROM PHOTOS**
Sonja Hutchinson
Skill level: AB, I

This class is for advanced beginner watercolor artists who want to start working on their own subject matter using photographic reference materials. You'll learn compositional design and develop a point of view for each piece. You will practice simplifying visual elements and value planning to help achieve your vision. Students will receive individual coaching and work at their own pace while applying their core watercolor skills to new works.

Enrollment limited to 12; ages 16 and up

C42519 Wednesdays, January 2 - February 20
(7 sessions) 9:30 a.m. - 12:30 p.m.
No class on February 13
\$209 Members / \$232 Non-members

**ADVANCED BEGINNER
WATERCOLOR TECHNIQUES**
Sonja Hutchinson
Skill level: AB

Increase basic skills and enhance your creative expression in watercolor. This class will focus on techniques for creating texture, control of hard and soft edges, lively brushwork, negative painting and building color harmony. Each class will include demonstrations and painting practice with supplied subject matter. Students will explore their own intentions with watercolor and gain confidence in their journey. Bring regular watercolor supplies. A materials list is available from the Registrar if needed. **Prerequisite:** Any beginning level watercolor class.

Enrollment limited to 12; ages 16 and up

C43319 Wednesdays, January 2 - February 20
(7 sessions) 1 - 4 p.m.
No class on February 13
\$209 Members / \$232 Non-members

WATERCOLOR III: STUDIO
Catherine Hearing
Skill level: I, AD

In this intermediate to advanced studio format class, each artist will be working on an individual project. Subject matter may include still life set ups, photographic reference material, imaginative images or abstraction. Individual critiques and instruction will help guide students in their personal artistic journeys. Bring supplies to the first class. **Prerequisite:** *Continuing Watercolor II* or instructor's permission. Special guest instructor Fred Dingler will teach the first two classes.

Enrollment limited to 15; ages 16 and up

C42419 Thursdays, January 3 - February 21
(8 sessions) 9:30 a.m. - 12:30 p.m.
\$239 Members / \$265 Non-members



The work of Artist-Instructor
Sonja Hutchinson

**ILLUMINATION
LETTERFORMS**
William Reynolds
Skill level: ALL

Create a stylized letterform or monogram using watercolor or colored pencils. Choosing a letter or group of letters significant to you, you will create an artistic piece rich with imagery, symbolism and visual storytelling. Work in any style from Medieval to Modern. Great for kids' rooms or as a meaningful wedding, anniversary, or graduation gift. Request a materials list from the Registrar.

Enrollment limited to 12; ages 16 and up

C48919 Thursdays, January 31 - February 21
(4 sessions) 9:30 a.m. - 12:30 p.m.
\$119 Members / \$132 Non-members



Example of illumination letterforms

PHOTOGRAPHY

**PHOTOGRAPHY:
COMPOSITION AND DESIGN**
Anne Groton
Skill level: ALL

Develop your photographer's eye in this class where everything in the photograph is viewed as an active element of design. Learn how to place the objects or subjects you care about in the frame to create robust, intentional photographs. This class will include hands-on exercises, in-class discussions, the study of our work and the work of other artists, as well as a lot of picture taking. To get the most from this class, know your camera's settings and be familiar with aperture/depth of field and shutter speed prior to class. Bring your camera, camera cords, a flash drive and your camera's manual.

Enrollment limited to 10; ages 16 and up

C61419 Mondays, January 7 - February 11
(6 sessions) 9:30 a.m. - 12:30 p.m.
\$214 Members / \$238 Non-members

**WATERCOLOR II: REFINING
SKILLS**
Catherine Hearing
Skill level: I

Continue developing skills and personal expression in a course that encourages exploration while increasing familiarity with watercolor techniques through instructor demonstration. General emphasis will be on individual confidence and growth. Bring supplies to the first class. **Prerequisite:** an advanced beginner watercolor class or equivalent or instructor's permission. Special guest instructor Fred Dingler will teach the first two classes.

Enrollment limited to 15; ages 16 and up

C42619 Thursdays, January 3 - February 21
(8 sessions) 1 - 4 p.m.
\$239 Members / \$265 Non-members

- > **See Also:**
- ***Draw and Paint to Tell a Story* page 9**
 - ***Painting Sculptural Forms* page 15**
 - ***Textural Accents* page 15**
 - ***Watercolor Realism on Illustrator Board* page 15**
 - ***Watercolor Action Scenes* page 15**
 - ***Dramatic Color Abstracts* page 15**

**INTERMEDIATE DIGITAL
PHOTOGRAPHY**
Carl Beihl
Skill level: I, AD

This class provides greater focus on individual work as you continue to gain competency with your digital camera. Shooting assignments will be given each week, and your digital photos will be reviewed in class. Bring a digital camera (with charged or fresh batteries), memory card and your camera's manual. You will need a home computer that allows you to download images from your camera and save them to a jump drive (USB memory stick) for class viewing.

Enrollment limited to 10; ages 16 and up

C61519 Tuesdays, January 8 - February 19
(7 sessions) 9 a.m. - Noon
\$250 Members / \$278 Non-members

MAKING PHOTOGRAPHS

Carl Beihl
Skill level: I, AD

This class will help serious amateur and professional photographers find more passion in their work by exploring the narrative, aesthetic and emotional aspects of image making, with an emphasis on simplicity and the use of natural light. Through practical demonstrations, field trips, individual portfolio reviews and studying the work of other photographers, we will refine our views on producing work and balancing the various aspects of a busy life.

Enrollment limited to 10; ages 16 and up

C61019 Wednesdays, January 2 - February 20
(8 sessions) 9:30 a.m. - 12:30 p.m.
\$286 Members / \$318 Non-members


ABSTRACT DIGITAL PHOTOGRAPHY

Carl Beihl
Skill level: ALL

Abstract photography creates mood and/or feeling without portraying recognizable objects or scenes. In this class you will experiment with ways to carry photography beyond realism by playing with scale, removing contextual information and photographing through water or other clear materials. You will explore shadow, blurring techniques and exposure times in order to find your own personal expression and design aesthetic. Color, contrast and composition will be examined through weekly assignments and in-class reviews. Bring a digital camera and examples of your work to the first class.

Enrollment limited to 10; ages 16 and up

C61119 Wednesdays, January 2 - February 20
(8 sessions) 1 - 4 p.m.
\$286 Members / \$318 Non-members



The work of Artist-Instructor Carl Beihl

BEGINNING DIGITAL PHOTOGRAPHY [CORE CLASS]

David Coats
Skill level: B, AB

If you’re a beginning photographer and a bit mystified by your digital camera, this class is for you. You’ll start by learning camera basics like aperture, shutter speed, and ISO settings. You’ll move on to learning how to make pictures and to develop your compositional skills. We’ll also discuss lenses and other equipment and how to care for your gear. By the end of the course you’ll be more excited than ever about photography and you’ll own a collection of images that demonstrate your technical and creative growth. Please bring your camera (fully charged) and its manual. The class workbook is *Understanding Photography Field Guide* by Brian Peterson. We’ll be using it throughout the course; it’s optional but strongly recommended.

Enrollment limited to 10; ages 16 and up

C66219 Thursdays, January 3 - February 21
(8 sessions) 9:30 a.m. - 12:30 p.m.
\$286 Members / \$318 Non-members

ADVANCED BEGINNER DIGITAL PHOTOGRAPHY

David Coats
Skill level: AB

If you’ve taken *Beginning Digital Photography* and you’re ready to take your craft to the next level but don’t feel quite ready for the *Intermediate Digital Photography* class, this is where you belong. This is where it starts to get serious and fun. You’ll become more technically competent while honing your artistic chops. Students who have acquired beginning level digital photography skills elsewhere are welcome, but need instructor approval. Please contact the Registrar for more information.

Enrollment limited to 10; ages 16 and up

C66419 Thursdays, January 3 - February 21
(8 sessions) 1 - 4 p.m.
\$286 Members / \$318 Non-members

SCULPTURE

STONE CARVING
BEGINNING/INTERMEDIATE
Susan Lyman/Frank Picos
Skill level: ALL

Discover the magic of stone carving. Starting with hand tools and working small in limestone, beginning students will be introduced to the carving process including basic three-dimensional design concepts. Intermediate students will hone their understanding of the reductive process and sculptural design and be introduced to power and pneumatic tools. First-time students are provided with a limestone block to carve and all necessary tools. Intermediate students may want to discuss their project with the instructor before purchasing materials. You’ll be surprised by the imagery you’ll unlock within the stone.

Enrollment limited to 18; ages 16 and up

C82919 Wednesdays, January 2 - February 20
(8 sessions) 12:30 - 3:30 p.m.
\$297 Members / \$329 Non-members

PAPER MACHE FAUX TAXIDERM
Suzanne Hughes
Skill level: ALL

Discover the elegant simplicity of creating sculpture in paper mache and paper clay while creating an artistic talking piece for your home or office. You will learn how to translate 2-D photos and sketches to a 3-D small maquette and full size creation. You will learn about creating armature and building in layers, along with creative finishing techniques. Google “faux taxidermy” to see examples of the art form and bring reference photos of an animal you would like to sculpt to the first class. Request a materials list from the Registrar. Some materials provided.

Enrollment limited to 12; ages 16 and up

C82319 Thursdays, January 3 - February 21
(8 sessions) 6:30 - 9 p.m.
\$274 Members / \$300 Non-members

BALANCED SCULPTURE
Danny Saathoff
Skill level: ALL



Explore one of the primary concepts for kinetic sculpture: balance. In this class you will create mobiles and/or other small-scale sculpture inspired by Alexander Calder. Using simple hand tools, wire bending, and jewelry torch techniques, you will learn basic principles involved in making a moving object and discuss the forces involved in making it move. Whether you are new to sculpture or experienced, this class will help you explore the visual and expressive impact that movement and balance can have in your designs. Some materials provided. Project materials purchased by student.

Enrollment limited to 10; ages 16 and up

C87919 Fridays, January 4 - February 22
(8 sessions) 9:30 a.m. - Noon
\$269 Members / \$295 Non-members



The work of Artist-Instructor Suzanne Hughes

WORKSHOPS FOR ADULTS

BEAD WEAVING:
PEYOTE STITCH BASICS
Cheri Meyer
Skill level: ALL

Learn the ancient technique of off-loom bead weaving using the peyote stitch. You'll enjoy weaving seed beads together using a needle and thread to form beautiful patterns. This introductory class will teach you the basic peyote stitch and you'll create a one, two, or three-color woven design.

Enrollment limited to 10; ages 16 and up

C715W19 Friday, January 18
(1 session) 9 a.m. - 1 p.m.
\$52 Members / \$58 Non-members

PASSIONATE PAINTING
Michele Combs
Skill level: AB, I, AD

Do you want to work loosely with more paint and more confidence? This class is for you. You will create three or four 6"x 8" pochades (pocket paintings) working from life, pictures and/or your imagination. The goal is to paint expressively and quickly. Bring in pictures or objects you would like to paint and all your supplies. The instructor will take you through the steps. This is challenging, but fun. Request a materials list from the Registrar. Bring a lunch for the half-hour break.

Enrollment limited to 15; ages 16 and up

C499W19 Saturday, January 12
(1 session) 9 a.m. - 3:30 p.m.
\$71 Members / \$79 Non-members

PAINTING SCULPTURAL
FORMS IN WATERCOLOR
Sonja Hutchinson
Skill level: I

Learn techniques to create beautiful antique effects on sculpted forms. Your paintings will come to life through a combination of exciting wet-into-wet paint application, carved out lights, molded edges and glazing finishes. The earthy, weathered effects you'll create may inspire new approaches for painting rocky scenes, figures and buildings. Reference materials will be supplied. Bring regular watercolor supplies, one to two quarter sheets of Arches 140# cold press watercolor paper (11" x 15") and raw umber paint. Café is open for the half-hour break.

Enrollment limited to 15; ages 16 and up

C444W19 Monday, January 14
(1 session) 9:30 a.m. - 4 p.m.
\$71 Members / \$79 Non-members

NO FUMES OIL PAINTING
SAMPLER
Tracie Thompson
Skill level: ALL

Modern water-soluble oil paints and mediums give you all the richness of oils without the vapors. These work like traditional oils and clean up with soap and water. You'll create an 8"x10" prairie landscape (as simple or complex as you choose), and learn some basics about color mixing, layering paint, and creating 3-D depth.

Enrollment limited to 12; ages 16 and up

C441W19 Saturday, January 19
(1 session) 10 a.m. - 1 p.m.
\$46 Members / \$50 Non-members

TEXTURAL ACCENTS
IN WATERCOLOR
Sonja Hutchinson
Skill level: AB, I

Add dimension and luminous layers to your watercolor paintings. In this workshop, you will enhance your painting surfaces with gesso and matte mediums to amplify areas of interest, create tonal contrast and build visual excitement. This workshop is ideal for those wanting to bring new energy to their watercolors. Request a materials list from the Registrar. Café is open for the half hour break.

Enrollment limited to 12; ages 16 and up

C423W19 Friday, January 25
(1 session) 9:30 a.m. - 4 p.m.
\$71 Members / \$79 Non-members

WATERCOLOR REALISM ON
ILLUSTRATOR BOARD
Fred Dingler
Skill level: AB, I

A great opportunity to try working in watercolor on a different surface. Crescent heavy-weight cold press watercolor board is neither rough nor super smooth, giving it just enough tooth for the watercolor artist. The surface will keep your colors brighter and help make details crisp. The first half of the class will focus on creating an accurate drawing followed by an afternoon of careful layering and glazing. Emphasis will be on working slowly and being precise. Bring photo reference materials, regular watercolor supplies, Crescent heavy-weight cold press watercolor board and a lunch for the half-hour break.

Enrollment limited to 15; ages 18 and up

C478W19 Saturday, January 26
(1 session) 9:30 a.m. - 4 p.m.
\$71 Members / \$79 Non-members

RUG HOOKED MUG MAT
FOR VALENTINE'S DAY
Laurie Lausen
Skill level: ALL

Learn the basic techniques of rug hooking while creating a Valentine's Day inspired mug mat. You will create a simple heart design, choose your wool strips and try your hand at this early method of making rugs by pulling loops of wool fabric through a linen backing. All materials included. Café open for the half hour break.

Enrollment limited to 12; ages 16 and up

C735W19 Friday, February 1
(1 session) 10 a.m. - 4 p.m.
\$88 Members / \$95 Non-members

WATERCOLOR ACTION
SCENES
Georgia Kandiko
Skill level: AB, I, AD

Capturing action is easier than you think. Skiing, skating, horseracing – you'll learn how to design a focal point of detail and vignette the rest. This workshop will highlight both wet-into-wet and wet-on-dry techniques. Bring photos of your favorite action scenes (Georgia will have extras available), regular watercolor supplies and Arches 140# cold press paper. Café is open for the half-hour break.

Enrollment limited to 12; ages 16 and up

C487W19 Friday, February 1
(1 session) 9:30 a.m. - 4 p.m.
\$71 Members / \$79 Non-members

PAINTING LIKE MONET
Michele Coppin
Skill level: ALL

Combine art history with painting as you learn about the Impressionist style by examining the work of Claude Monet. You'll learn about Monet's approaches to color, light and brushwork as you create your own Monet-inspired piece. Bring painting supplies in the medium of your choice (oils, acrylics or pastels) and a painting surface. Bring a lunch for the half-hour break.

Enrollment limited to 12; ages 16 and up

C462W19 Saturday, February 2
(1 session) 9:30 a.m. - 4 p.m.
\$71 Members / \$79 Non-members

DRAMATIC COLOR
ABSTRACTS IN
WATERCOLOR
Georgia Kandiko
Skill level: ALL

Learn ways to use color for dramatic effect. Starting small and practicing wet-into-wet techniques, you will charge in color with both a limited palette and modified limited palette. Then you'll use these skills and color studies to create a vibrant underpainting for a larger abstract or semi-abstract work that will be an exciting visual journey for the viewer. Bring regular watercolor supplies and Arches 140# cold press paper. Café is open for the half-hour break.

Enrollment limited to 12; ages 16 and up

C417W19 Friday, February 8
(1 session) 9:30 a.m. - 4 p.m.
\$71 Members / \$79 Non-members



ILLUMINATED STAINED
GLASS MOSAIC
Wendy Andersen
Skill level: ALL

Use your imagination or a provided pattern and make a stained glass block mosaic that can be internally lit or set in a window to catch the natural light. You'll learn how to use stained glass cutting, breaking and grinding tools and how to grout stained glass to a glass object. Materials provided. Bring a lunch for the half-hour break.

Enrollment limited to 12; ages 16 and up

C966W19 Saturdays, February 9 - 16
(2 sessions) 9:30 a.m. - 2:30 p.m.
\$161 Members / \$175 Non-members



STALLED PAINTING FIX-IT CLINIC

Tracie Thompson
Skill level: ALL



It's time to get back to that unfinished painting! In this fun and relaxed workshop, you will bring two to five incomplete oil or acrylic works, get feedback, make changes, and put on the finishing touches. The instructor will help you identify and fix problem areas and match colors as needed. Bring your regular painting supplies. If you were working from a photo, bring the original photo as well. Bring a lunch for the half-hour break.

Enrollment limited to 12; ages 16 and up

C392W19 Saturday, February 9
(1 session) 10 a.m. - 3:30 p.m.
\$60 Members / \$66 Non-members

TWO WORKING TOGETHER, SEPARATELY

Will Swanson and
Janel Jacobson
Skill level: ALL



Join special guest artists Will Swanson and Janel Jacobson as they share their approaches to making pots, their intentions and their experience. Working with stoneware and porcelain, they will both demonstrate their techniques of wheel-throwing, altering and surface embellishment. Discussions will include form, glazes and firing. Participants should expect to observe, ask questions and enjoy time spent with these two dedicated pot-makers. Bring a lunch for the half-hour break.

Enrollment limited to 30; ages 16 and up

C911W19 Saturday, February 9
(1 session) 9 a.m. - 4 p.m.
\$144 Members/\$160 Non-members



The work of Janel Jacobson

COLOR MIXING 101

Tracie Thompson
Skill level: ALL



Do you keep mixing mud instead of the colors you want? This beginner-friendly class is a great foundation for better color control. You'll use acrylic paints (or your own oils if you would like to bring them) to explore the fundamentals of color in a relaxed, fun atmosphere. You'll go home with a mixing sample sheet and plenty of notes for reference, including Tracie's popular "How to Read a Paint Tube," which takes the confusion out of buying paints. Café is open for the half-hour break.

Enrollment limited to 12; ages 16 and up

C411W19 Friday, February 15
(1 session) 10 a.m. - 3 p.m.
\$54 Members / \$60 Non-members

CREATIVE COLLAGE AND MIXED MEDIA

Bryan Holland
Skill level: ALL

Explore collage and mixed media techniques that can be used to create finished collage works or be layered with your own original drawing/painting. The first class will focus on collage and image transfer techniques; the second class will look at additional techniques such as stencils and printmaking or added effect. Some materials provided, including two cradled panel supports. Request a materials list from the Registrar. Some painting or drawing experience is recommended. Bring a lunch for the half-hour break.

Enrollment limited to 15; ages 16 and up

C412W19 Saturdays, February 16 - 23
(2 sessions) 9:30 a.m. - 3:30 p.m.
\$151 Members / \$166 Non-members



The work of Will Swanson

FREE-FORM PEYOTE STITCH BRACELET

Cheri Meyer
Skill level: AB, I, AD

Weave, mix colors and incorporate beads into a freeform bracelet design that will fit your exact wrist size. In this class, you will build on the basic peyote stitch and learn different designs and an easy closure technique. Take home instructions included. You will need to select and bring your own beads and materials. Request a materials list from the Registrar.
Pre-requisite: *Bead Weaving: Peyote Stitch Basics* or equivalent knowledge. Café is open for the half hour break.

Enrollment limited to 10; ages 16 and up

C716W19 Friday, February 22
(1 session) 9:30 a.m. - 4 p.m.
\$71 Members / \$79 Non-members

INTRODUCTION TO FLOWER ARRANGING

Lee Persell
Skill level: ALL

Have you ever looked at a vase and wanted to do more than plunk a bouquet of store bought flowers into it? This class will introduce you to the art of flower arranging by breaking down the arrangement into its basic structure: line, shape, color, balance, proportion and texture. Find out why "less is more" and how not to pillage your entire garden for a single bouquet. We will also discuss the use of non-floral elements. Bring a vase or vessel (can be glass, ceramic, or other material) and garden shears or hand pruner.

Enrollment limited to 10; ages 16 and up

C319W19 Friday, February 22
(1 session) 1 - 3:30 p.m.
\$48 Members / \$51 Non-members

MULTIGENERATIONAL WORKSHOPS

CLAY WHISTLE OR FLUTE

Jessica Gotkin / Skill level: ALL

Have you ever wanted to create your own instrument? All types of instruments can be made from clay. In this multigenerational workshop you will learn the basics of handbuilding while creating your own clay whistle or vessel flute. These flutes will not only be a functional instrument but also a work of art. Turn your flute into an animal, holiday decoration, or decorative sculpture!

Enrollment limited to 16;
ages 10 to adult

C071W19 Saturday, January 19
(1 session) 1 - 3 p.m.
\$37 Members/ \$40 Non-members

FLEECE SCARVES AND HATS

Jenny Stice / Skill level: ALL

Let's make a fashion statement and amp up our winter wardrobe at the same time. In this multigenerational class you will make colorful fleece scarves and hats. You may choose to use one or multiple colors in your scarf, or apply a complementary border to your hat. Learn about sewing patterns, and practice hand and machine sewing techniques as we create wearable fiber art. All skill levels are welcome!

Enrollment limited to 12;
ages 8 to adult

C037W19 Saturday, January 26
(1 session) 1:30 - 3:30 p.m.
\$28 Members/ \$31 Non-members

PRINTS & PAPER

Jenny Stice / Skill level: ALL

In this multigenerational workshop, experiment with relief printmaking techniques to create decorative papers with personality. You will go from sketches to fully-realized designs creating interesting shapes and patterns on paper. This class uses waterbased inks, brayers and barens for the printmaking process.

Enrollment limited to 12; ages
Multigenerational ages 8 to adult

C019W19 Saturday, February 16
(1 session) 1:30 - 3:30 p.m.
\$28 Members/\$31 Non-members

SPRING INTO GLASS

Diane Petron / Skill level: ALL

Let's invite spring into the dreary days of winter by making fused glass birds, bunnies or flowers. Create a plate, suncatcher, door ornament or even a 3-D sculpture with images of spring. Learn the basics of glass fusing and play with decorative embellishments such as stringers, noodles and frit. Interpret the spring theme in any way you wish within the confines of the medium, the size of the kiln, and your experience level. Completed projects will be ready for pickup two to three weeks after being fired in the kiln by the instructor.

Enrollment limited to 12;
ages 10 to adult

C054W19 Saturday, February 23
(1 session) 1 - 3:30 p.m.
\$51 Members/\$55 Non-members

WORKSHOPS FOR FAMILIES

CHEERS TO WINTER

Krissy Catt
Skill level: ALL

It's cold outside. Come in and warm up! Create handmade mugs and bowls to hold your favorite warm winter drinks and comfort food. Basic handbuilding techniques will be covered. Because of the bisque and glaze firing process, projects will be ready for pickup two to three weeks after the class.

Enrollment limited to 16; Children with adult, ages 5+. Prices are per person.

C064W19 Saturday, February 2
(1 session) 10 a.m. - Noon
\$37 Members / \$40 Non-members



The work of Artist-Instructor Diane Petron

CHILDREN AND TEENS

PAINTING BASICS

Jenny Stice
Skill level: ALL

This class introduces children to basic color theory, brush handling, color mixing and specific painting techniques. Taking inspiration from a variety of sources, from local and international artists to popular culture subjects from movies and comics, children will learn to paint with watercolor, tempera and acrylic paints. This is a fun class that sparks children's imaginations and fosters artistic development.

Enrollment limited to 16; ages 6 to 12

C19719 Saturdays, January 12 - February 23
(7 sessions) 9:30 -11 a.m.
\$112 Members/ \$124 Non-members

YOUTH DRAWING STUDIO

Art Center Faculty
Skill level: ALL

Learning to draw is learning to see. Young artists are encouraged to follow their natural inclinations sketching still lifes, gallery artwork and/or self portraits with the guidance of a seasoned professional artist. This is an experiential, open studio class that offers personal, 1:1 feedback and encouragement. Bring a 14 x 17-inch sketchbook, 2B drawing pencils and a Pink Pearl eraser to the first class.

Enrollment limited to 16; ages 6 to 10

C47319 Saturdays, January 12 - February 23
(7 sessions) 9:30 -11 a.m.
\$104 Members/ \$116 Non-members

WINTER PAINT ADVENTURE

Carly Gernbacher
Skill level: ALL

Let's celebrate the outdoors and the creatures who call Minnesota home. Our inspiration will come from snowy landscapes and forests where deer, birds and snowshoe hares live. You'll draw and paint your winter scenes populated with woodland creatures. Class will cover brush handling and color mixing.

Enrollment limited to 16; ages 7 to 12

C198W19 Saturday, January 26
(1 session) 11:30 a.m. - 1 p.m.
\$21 Members/ \$23 Non-members

POP ART CAFÉ

Carly Gernbacher
Skill level: ALL

Our art café is inspired by the pop art paintings of Brazilian artist Romero Britto. You'll paint boldly with vivid colors in Britto's style that combines elements of pop art, graffiti and cubism. On the first day, you will create a pop art landscape or cityscape scene on canvas with acrylic paints. On the second day, you will create a mixed-media portrait. Feel free to bring a photo of a family member, friend, or favorite pet for portrait day.

Enrollment limited to 16; ages 7 to 12

C197W19 Saturdays, February 9 - 16
(2 sessions) 11:30 a.m. - 1 p.m.
\$42 Members / \$46 Non-members

CERAMICS: WHEEL & HAND

Jessica Gotkin
Skill level: ALL

This is a great introductory class for youth who want to learn about handbuilding and wheel-thrown pottery. Through step-by step demonstrations, you will develop skills and familiarity with wheel and hand techniques. Discussions on how to decorate and glaze your pots will also be covered. Participation in this class does not include the use of open studio time. Participants will need to purchase clay and firing fees in addition to the class fee (approx. \$30). Bring a towel and dress for mess! All skill levels welcome.

Enrollment limited to 15; ages 10 to 15

C16019 Saturdays, January 12 - February 23
(7 sessions) 9:30 a.m. - Noon
\$209 Members / \$232 Non-members

TWEEN DRAWING STUDIO

Art Center Faculty
Skill level: ALL

Learning to draw is learning to see. Young artists are encouraged to follow their natural inclinations sketching still lifes, gallery artwork and/or self portraits with the guidance of a seasoned professional artist. This is an experiential, studio style class that offers personal, 1:1 feedback and encouragement. Bring a 14 x 17-inch sketchbook, 2B drawing pencils and a Pink Pearl eraser to the first class.

Enrollment limited to 16; ages 11 to 16

C47719 Saturdays, January 12 - February 23
(7 sessions) 11 a.m. - 1 p.m.
\$140 Members / \$155 Non-members

PAINTING STUDIO

Jenny Stice
Skill level: ALL

This class encourages experimentation with a variety of painting techniques, tools and materials. Learn more about composition as you paint from life and your imagination, color theory and the selection of your color palette, and brush handling tips for best results. Winter session will include both acrylic and watercolor painting techniques.

Enrollment limited to 16; ages 12 to 16

C19419 Saturdays, January 12 - February 23
(7 sessions) 11:30 a.m. - 1 p.m.
\$112 Members / \$124 Non-members



Winter 2019 Artist-Instructor Bios

Wendy Andersen is a science educator, blacksmith, police chaplain, stained-glass mosaic and watercolor artist. She enjoys capturing images of the natural world in her glass mosaics. Her work is often commissioned and she’s received awards and honors at art shows where she has exhibited. Her favorite thing about teaching is when students have those “a-ha” moments.

Carl Beihl is a practicing artist and photographer and is truly a product of the Minnetonka Center for the Arts and its culture of artist development. Carl began his artist’s journey in the early 1970s, juggling Art Center classes with a business and consulting career. For more than 10 years, he has been a fulltime visual artist with an emphasis in photography, ceramics and painting.

Traudi Bestler trained at the Weavers Guild of Minnesota, the Weaving School and Sievers School of Fiber Arts. She has been a teacher of weaving, dyeing and fiber arts for more than 20 years. Traudi has also been a workshop presenter at the annual Minnesota Weaving Federation and schools and guilds around the country.

Robert Bowman is a ceramics artist with a studio art degree from St. Olaf College. In addition to teaching clay classes since 1997, he is the Exhibits Director and Retail Manager for the Minnetonka Center for the Arts.

Sarah Bober graduated from St. Olaf College with a major in fine arts. She began making jewelry in 2007 and has been selling her work at art shows and teaching classes ever since. She specializes in Art Clay, a clay form of silver, and resin designs. She incorporates many recycled elements into her pieces including scrabble tiles and dominos. All of her jewelry is personally designed and hand-crafted in her studio in St. Paul.

Krissy Catt has been building her career in clay, with a focus on handbuilding, for more than two decades, starting with a B.F.A. from the University of Minnesota. Beside her business, Catt Ceramics, Krissy works in the Edina Schools and with senior adults. Her whimsical figures (some more than five feet tall) are on display in the Art Resources Galleries in International Market Square and at the Galleria.

David Coats is a retired professional photographer whose 20-plus-year career was mostly spent photographing diverse objects for corporate clients. He began taking photography classes at MCFTA in January 2015 as a way to rediscover the joy of photography and plans to continue his photographer’s journey for as long as he can lift a camera.

Michele Combs is a plein air, impressionistic painter who studied classical realism at the Minnesota River School of Fine Art and with nationally recognized artists from throughout the U.S. Now a full-time visual artist, after a career in occupational therapy, Michele has been painting since 1995 and teaching since 2005.

Michèle Coppin is a Master Teaching Artist and painter exhibiting in the U.S. and in her native Belgium. With a B.F.A. from the Rhode Island School of Design and M.F.A. from Pratt Institute, Michèle has been an instructor for more than a decade, teaching at the college level as well as classes for teens, adults, seniors and underserved populations in a variety of settings.

Fred Dingler graduated from the American Academy of Art in Chicago and enjoyed a 40-year career as an illustrator with both local and national clients. He has taught at numerous locations including the College of Visual Arts in St. Paul, Minnesota River School of Fine Arts, the Bloomington Art Center and others. Fred has been recognized for the realistic detail he’s able to depict in his paintings and has received many awards for his artwork. He is comfortable teaching in a wide range of mediums and enjoys developing an open, interactive class environment with students.

Eileen France loves pastels because of their immediacy, versatility and richness of color. Her work has been included in national and international juried exhibitions and she has received numerous awards. She is a member of several art organizations including being elected to signature status in the Pastel Society of America. Her paintings tell a story of the places she has painted across this country and in Europe.

Carly Gernbacher has a B.A. in Art Education from the University of Wisconsin-Stout. Carly is an elementary school art teacher who teaches Summer Arts Camp classes and children’s multidisciplinary art classes from drawing to printmaking. As a school teacher, she is an avid supporter of youth arts education and she loves feeding children’s natural curiosity.

Jessica Gotkin received a B.A. in Studio Art (with and emphasis in ceramics) and Sociology from the University of Minnesota. Jessica is experienced in working with multiple media and draws her inspiration from history and culture. She believes art is fundamental to our humanity and society and strives to make art accessible and approachable.

Anne Groton earned her B.S. degree in interior design from Colorado State University. The same design concepts she learned in school and applied to her work as a retail store designer are the pool she draws from in her photography. In her class for adults and camp session for teens, she shares the limitless possibility of using a design mind in photography. Anne shows her work in juried shows, public galleries and licenses her images.

Catherine Harding is a self-taught artist with a B.A. in zoology and botany from the University of Montana and more than 40 years of experience in watercolor painting. With a home studio in Lake Elmo, Minnesota, Catherine has been teaching classes and workshops in basic watercolor technique, landscape painting, color theory and composition since 2004. She is a Signature member of the Transparent Watercolor Society of America and past president and Signature member of the Minnesota Watercolor Society.

Bryan Holland has worked professionally as an artist, a graphic artist, and a college professor. His work has been shown in numerous exhibitions, from solo to regional and national juried and invitational exhibitions. He is influenced by graphic design, vintage art, painting, photography, mythology, science and philosophy.

Sonja Hutchinson is a Signature Member and President of the Minnesota Watercolor Society and has been painting in watercolor since 2001. She has studied with many established watercolor artists and has frequently exhibited in juried shows and received honors for her work. Her artwork employs both traditional and non-traditional watercolor techniques. To her, the watercolor medium is simultaneously challenging and enchanting, where spontaneity and intention collide.

Suzanne Hughes Suzanne Hughes is an artist and teacher with a MA in Art Education from Eastern Illinois University and a Studio Art degree from Augsburg College. She has taught a variety of courses at the Minnesota Center for Book Arts and teaches high school students to draw and paint. As an artist Suzanne works primarily in paper and watercolor exploring the potential of paper as a three-dimensional sculpture material.

Janel Jacobson is a renowned potter and wood carver who began her love with making pottery in 1970. She started Sunrise Pottery in 1975 where she was joined by her husband and fellow potter Will Swanson in 1985. Known for her carved relief and sculptural 3-D porcelain pieces, she enjoys making useful pots and developing forms that may be gently reshaped, carved and textured for enhancement with celadon glaze or to serve as a canvas for active, responsive carbon trapping glazes. She was a recipient of the prestigious Bush Foundation’s Enduring Vision Artist Award in 2008.

Georgia Kandiko is an award-winning artist and instructor. She has attained Signature Status with the Minnesota Watercolor Society and Red River Watercolor Society, frequently displaying and earning honors in their annual shows. Georgia is also an award-winning member of Artists of Minnesota and participates in several national watercolor societies. Her work is featured in public and private collections.

Bonnie Lauber-Westover holds a bachelor’s degree in studio art from the University of Iowa and master’s degree in studio art from Illinois State University. She has taught in the Minneapolis area for 25 years at schools, colleges and art centers. She has exhibited widely, juried many art competitions and been a visiting artist at many art centers and schools. Bonnie enjoys seeing former students who now exhibit, maintain studios, and work as artists!

Laurie Lausen is an avid rug hooker whose fiber journey has taken many paths. She began designing and hooking rugs in the early 1970s while still in school and in the 1980s founded L.J. Fibers, a Minneapolis-based studio, gallery and retail shop now known as the Wooly Red Rug. Laurie has been listed in the Directory of Traditional American Crafts as one of “America’s Best” since 2009. Many national publications have featured her work and published articles she’s written.

Susan Lyman worked as an art director in major advertising agencies and has been involved in the Minnetonka Center for the Arts for more than 15 years. Her sculpture work is primarily figurative and often life-sized. As a teacher she enjoys nurturing her students to develop their stone sculpting skills. Susan holds a B.A. in studio art, with a minor in anthropology from the University of Minnesota.

Ernest Miller, Jr. is a ceramicist and sculptor with extensive experience teaching adults and children. With a B.A. in three-dimensional studio art from Eastern Illinois University, Ernest is an exhibitor and award winner in many juried shows nationally and his work is widely collected.

Cheri Meyer has designed and made jewelry for over thirty years using various technique and materials. Twelve years ago, she discovered the art of bead weaving and fell in love with the ancient weaving technique. Once she mastered the fine craft of peyote stitch bead weaving, she started to free-form her own designs and patterns while working with colorful seed beads, meaningful stones, metal, fiber, found and handmade objects.

Holly Nelson is an experienced artist and teacher. Her award-winning drawings and paintings have been exhibited in more than 50 solo and group exhibitions throughout the Midwest. With a B.F.A. from the University of Minnesota, she has taught art in many venues including community art centers, public schools, the Minneapolis Institute of Arts as well as health care settings such as the Hennepin County Medical Center.

James Nutt, AIA, is an architect, artist, instructor and constant sketcher. He practices architecture in St. Paul at BWBR and has an art studio in the NE Minneapolis Solar Arts Building. He has drawn or painted every day for the past 5 years and participates in Solar Arts First Thursday open studios, Art-A-Whirl and various art shows. He was recently awarded third place at the 2018 State Fair Fine Arts juried show for his work *City of Olives*.

Dorothy Odland holds both a B.F.A. and M.F.A. from the University of Minnesota. Through her career she has been an exhibitor, award winner, juror and gallery lecturer for 22 years at Walker Art Center. She is also a founding member and mentor with the Women’s Art Resources of Minnesota (the WARM). Her work is found in many corporate and private collections.

Curt Paulsen is a retired professor, consultant, therapist and radio program producer. Over time he has made an observation regarding himself: He knows less and less for certain and, therefore, delights in learning from many venues, not least of all books and careful, respectful listening to others.

Lee Persell is the Ceramics Studio Manager for the Minnetonka Center for the Arts. She exhibits in shows and galleries throughout the Midwest and has taught at the Minnetonka Center for the Arts since 1997.

Diane Petron’s enthusiasm for all things creative began as a youngster. Nearly 20 years ago, she discovered the Minnetonka Center for the Arts and began taking classes in pottery and, later, fused glass. Though her B.A. is in Music Education, Diane has discovered that she enjoys teaching visual art much more than teaching music.

Frank Picos is a Sculpture Studio Assistant, Artist-Instructor and student at the Minnetonka Center for the Arts with a focus on stone carving. He is a member of the Society of Minnesota Sculptors. As a part-time artist with a career in construction, Frank holds an Associate in Applied Science (A.A.S.) degree in construction technology from New York City Community College.

William Reynolds has worked as a professional illustrator and designer since 1981 producing work for national and international clients and advertising agencies. With a B.F.A. from the Minneapolis College of Art and Design and M.A. in education from St. Catherine University in St. Paul, William taught at the Art Institutes International Minnesota for more than 10 years.

Ellen Richman is a well-recognized contemporary abstract painter. With a B.F.A. from the University of Minnesota, Ellen’s award-winning paintings have been widely exhibited. Her work is found in collections throughout the U.S. and Mexico and is currently represented by Circa Gallery in Minneapolis and Thomas Masters Gallery in Chicago.

Danny Saathoff is a full-time artist and instructor who splits his time between sculptural art and jewelry design, believing that the two art forms directly influence one another. He has been featured on TPT’s MNOriginal and participated in the Walker Art Invitational jewelry artist showcase on multiple occasions. He teaches at Carleton College and is the vice president of the Minnesota Jewelry Arts Guild.

Jenny Stice graduated from the Minneapolis College of Art and Design with a degree in Sculpture. Due to a split training of Environmental Education and Fiber Arts, Jenny’s artwork often takes shape as her current ecosystem of study. Her main format of creation is crocheting, though she has formal training in sewing and felting. Her artwork is displayed privately in Minnesota and with gallery representation in Lexington, Kentucky.

Audrey Stommes has an M.F.A. in painting and drawing from the University of Nebraska-Lincoln. She has taught there and at University of Wisconsin- Stout and the Lux Center for the Arts in Lincoln, Nebraska. She was an artist-in-residence at the New York Center for the Arts and Media Studies and the Vermont Studio Center. Her work is exhibited nationally, internationally and in solo exhibitions.

Will Swanson’s intent is to make functional pots that will be enjoyed through the simple aesthetic pleasures of everyday use. In all his pots, he wants the character of the earth materials and the hand-making process to be evident. He has a Masters in Art and Design from the U of MN, a love of functional pottery and thousands of hours in the Sunrise Pottery studio. A McKnight Artist Fellow in 1999, he and his wife Janel Jacobson are founding artists of the annual St. Croix Valley Pottery Tour.

Tracie Thompson specializes in oils, murals, animal portraits and mixed-media work that taps into the life beneath the observable surface. With a B.F.A. from the University of South Florida-College of Fine Arts in Tampa, Tracie has exhibited in solo and multi-artist shows around the Twin Cities and in Florida and has experience teaching at community art centers.

If a class description lists “Art Center Faculty,” it means that as this catalog went to print, an instructor had not yet been assigned. Please check the class description on the website or call the Registrar for more current information.

Registering for Classes

Once you've found the classes or workshops that interest you, reserve your spot by registering and paying as soon as possible, as some fill up quickly. Please register two weeks before class starts.

- Register in the way that is most convenient for you:
- Online at minnetonkaarts.org/classes.*
 - Stop by or call the Registrar at 952.473.7361, x. 160. Make sure to have the class number, title and payment ready. (Registrations made by phone must be paid by credit card.)
 - Complete the Registration Form below and mail it to Minnetonka Center for the Arts, 2240 North Shore Drive, Wayzata, MN 55391.
 - Fax completed registration form to 952.473.7363 or registration@minnetonkaarts.org.

Please note that class spots cannot be held without full payment.

If a class is cancelled due to insufficient enrollment, the Art Center will contact students by phone or email prior to the first class date. Students have the option to transfer into another class or receive a full refund.

If you have any questions, please call the Registrar at 952.473.7361, x. 160.

DISCOUNTS AND TUITION ASSISTANCE

Member Discount

Being a member of the Minnetonka Center for the Arts saves 10 percent on every class and workshop for twelve months. An annual household membership is \$60 and can be purchased at the time of registration immediately applying the discount to that registration.

Early Registration Discount *

Students currently enrolled in a class may earn a one-time \$5 savings on a 4-week course or \$10 savings on a 5-week or longer course, if registrations are made for the subsequent session before the early registration deadline. This discount only applies on registrations for classes in the session immediately following the session in which you are currently enrolled.

New Student Discount *

Non-member students who have never previously taken a class at the Minnetonka Center for the Arts qualify for a 10 percent

discount on their first class. This is a one-time offer on tuition only and does not extend to materials, additional fees, Summer Arts Camp, birthday parties or subsidized classes. It cannot be combined with any other offer.

Tuition Assistance applications are available at the front desk or online at www.minnetonkaarts.org/classes. Applications are due three weeks prior to class start.

*** The Early Registration and New Student Discounts cannot be processed online. To claim these discounts, please register by visiting or calling the front desk at 952.473.7361, x. 160.**

CANCELLATIONS

- The Art Center charges a \$5 administration fee for every registration cancellation or class transfer to cover administrative costs.
- Students canceling one week or more prior to the class start date will receive a 100 percent refund (minus the administration fee).
- Students canceling less than one week prior to the class start will receive a 50 percent refund (minus administration fee).
- If canceling on the day the class starts or later, there is no refund.
- If canceling a workshop registration less than one week prior to the workshop date, there is no refund.
- Transfers must be made more than one week prior to a class start date and are subject to the administration fee.
- Tuition is not prorated for missed classes or for students who register late. Make-up classes are available at the discretion of the instructor.
- Late registrations may be accepted after a class has begun if space is available and with the permission of the instructor.

MATERIALS

Materials fees and model fees not included in tuition must be paid with class registration.

The course description will indicate what materials are needed. If a materials list is not mentioned or provided before the start of class, bring the supplies you have or think you might need. Your instructor will tell you if additional materials are needed.

Photography students should bring their own camera.

Ceramics students supply their own tools and clay (which may be purchased in the Art Center shop). The average materials cost per session for beginners is about \$35. Firing and glazing fees are calculated by dimension and are paid at the front desk.

OPEN STUDIO POLICY

Studio privileges are available during regular building hours only to students who are currently enrolled in (and regularly attending) a class. Please see your instructor or call the Registrar for open studio hours.

CLASS SKILL LEVELS

To help students find classes with the right level of challenge, the classes in this catalog are noted with the following skill levels:

(B) Beginner: Student has no experience with the medium or needs fundamental knowledge of techniques and materials.

(AB) Advanced Beginner: Student needs more instruction or a refresher on fundamental techniques or help solving basic problems with the medium.

(I) Intermediate: Student has already completed several works in this medium and has begun exhibiting. Student is able to solve many problems independently, is developing design and composition skills and wants to try, or is experimenting with, a variety of techniques.

(AD) Advanced: Student is able to work independently and seeks critique from instructor or peers. Student has developed a style and can discuss the concept behind the work and has begun the process of creating a resume and portfolio.

(ALL) All Skill Levels: The class is open to students of all levels.

[CORE CLASS] A fundamental class that may be a good entry into a new medium.

The Art Center recommends that students in all disciplines take a drawing class at some point in their education.

Registration Form

Minnetonka Center for the Arts

Today's Date

Individual or Family Name

Address City/State/Zip

Phone Number Alternate Phone

Emergency Contact (Name, relationship, phone)

Student Email

Class No.	AM PM	Class or Workshop Title	Student Name	D.O.B (<18)	Model/New Student Mat. Fees	Tuition

MEMBERSHIP STATUS

Membership is encouraged but optional

☐ Current Member

☐ Non-member

☐ New Member:

☐ Basic \$60 (\$55 with senior discount)

☐ Sponsor \$250

☐ Friend \$100

☐ Patron \$1,000

☐ New Student

Tell us how you discovered the Art Center?

(please circle one) Word of Mouth • Advertisement • Web Search

Facebook • Yelp • Article • Catalog Mailing • Event or Exhibit

Ridgedale • Drive by • Summer Arts Camp • Other

TUITION SUBTOTAL	
MODEL/NEW STUDENT MATERIAL FEES SUBTOTAL	
(OPTIONAL) MEMBERSHIP	
sub total	
MINUS DISCOUNTS OR SCHOLARSHIPS	
TOTAL	

METHOD OF PAYMENT

☐ Check #

☐ Visa ☐ Mastercard

Account #

Exp. Date CVV

Date into RE (Office use)

REGISTRATION & CLASS FEES

All fees must be paid in full when you register. We cannot reserve space without full payment. You may register by:

Mail: 2240 North Shore Drive
Wayzata, MN 55391
Phone: 952.473.7361, ext. 160
Fax: 952.473.7363

Call 952.473.7361, x. 160



The Minnetonka Center for the Arts is accessible to students with disabilities. If you require special assistance, please let

the Registrar know at 952.473.7361, x. 160, or the Minnesota Relay Service (for the hearing impaired) at 800.627.3529 two weeks prior to class. We will be happy to accommodate your needs.

SCHOLARSHIPS

Tuition assistance is available thanks to contributions to scholarship funds to help make art education available to all children and adults. Please call the Registrar at 952.473.7361, x. 160, for information and an application.

Art Center Hours

September 4, 2018 – June 16, 2019

Monday	9 a.m. – 4 p.m.
Tuesday	9 a.m. – 9:30 p.m.
Wednesday	9 a.m. – 4 p.m.
Thursday	9 a.m. – 9:30 p.m.
Friday	9 a.m. – 4 p.m.
Saturday	9 a.m. – 4 p.m.
Sunday	closed

Art Center Café Hours

Mondays - Fridays 9 a.m. - 1:30 p.m.

The Art Center Café offers fresh baked goods and delicious lunch specials that change weekly. (Sorry, no take out.) To see the current menu, visit the Art Center Café webpage at minnetonkaARTS.org.

The Art Center is closed these dates in the 2018-19 academic year: November 22, December 24 – January 1*, May 27, July 4 and August 25 – September 2*

* Phone lines will be open M-F these weeks, excluding holidays, from 9 a.m. - 4 p.m. to take class registrations. There is no Open Studio when the Art Center is closed.

Weather closings will be posted on KARE11, KSTP and WCCO television stations and websites.

Open Studio is a free benefit for currently registered students to continue artwork projects outside of class. Open Studio hours are posted by studio doors or available from the Studio Manager or Registrar.

The Registrar is available during Art Center Hours to help with questions, class registrations, donations, membership and more. To speak with a Registrar, stop by the front desk or call 952.473.7361, x. 160.

OUR MISSION

In the belief that the visual arts are indispensable to a healthy community, it is the mission of the Minnetonka Center for the Arts to provide teaching excellence, quality exhibitions and cultural enrichment for people of all ages, interests and abilities.

Minnetonka Center for the Arts

2240 North Shore Drive
Wayzata, MN 55391-9347

minnetonkaARTS.org
952.473.7361, x. 160

Nonprofit
Organization
U.S. Postage
PAID
Minnetonka
Center for the Arts

This activity is made possible by the voters of Minnesota through a Minnesota State Arts Board Operating Support Grant, thanks to a legislative appropriation from the arts and cultural heritage fund.



DIRECTIONS 2240 North Shore Drive, Wayzata 55391-9347 (Enter complete address into GPS for accurate directions)

From the East 394 West to County Road 15 to North Shore Drive. (And from North & South via 494 to 394 West.)
From the West County Road 15 to North Shore Drive or County Road 11 W to County Road 15 to North Shore Drive.
From the North Brown Road to North Shore Drive or Country Road 19 to North Shore Drive.
From the South MN41 to MN7 East to Country Road 19 North to County Road 15 to North Shore Drive.



VISUALLY SPEAKING/ WINTER 2019

Minnetonka Center for the Arts

Classes / Exhibits / Outreach

Visual arts education for all ages, interests and abilities

Visual arts classes in your backyard / PAGES 6 - 17

Exhibits and opening previews are free to the public / PAGE 2

Autumn in the Foothills by Artist-Instructor Catherine Hearing. *Artist Spotlight* on page 5.

Everyone is welcome at the Art Center!

