

VISUALLY SPEAKING/ SPRING 2019

Minnetonka Center for the Arts

Classes / Exhibits / Outreach

Visual arts education for all ages, interests and abilities

ESSENTIAL DATES

The Student Show

February 8 – 28

Opening Preview on February 7, 6 – 8 p.m.

Free and open to the public

Spring I Session

February 25 – April 20

Please register by February 16

Early registration discount ends February 2*

Lost & Found: Reitz + Gustin Collaborations

March 11 – April 4

NCECA Reception on March 28, 6 – 9:30 p.m.

Free and open to the public

Warren MacKenzie + John Reeve: Kindred Spirits

March 11 – April 4

NCECA Reception on March 28, 6 – 9:30 p.m.

Free and open to the public

Clay. Here. Now.

March 15 – April 19 at Ridgedale Center

Abstract

April 12 – May 9

Opening Preview on April 11, 6 – 8 p.m.

Free and open to the public

Spring II Session

April 22 – June 15

Please register by April 13

Early registration discount ends March 30*

Abstract Curators' Talk and Tour

Saturday, April 27, 10 – 11:30 a.m.

Registration required

Art for Breakfast Fundraiser

May 8, 7:30 – 9 a.m.

The Metropolitan Ballroom & Clubroom

Reservations online, in person or by phone

2019 Members' Salon

May 24 – June 20

Opening Preview on May 23, 6 – 8 p.m.

Free and open to the public

Summer Arts Camp

June 10 – August 23

Registration opens mid-February

*Discount for currently enrolled students to continue their artistic journey into the ensuing session

Put a Spring in Your Step!

Take Courses at MCFTA / PAGES 8-21

**Exhibits and Opening Receptions
are FREE and Open to the Public! / PAGE 2**

**Interview with Board Member, Lance Jeppson
& Art Spots / PAGE 5**

Class Registration Instructions / PAGE 23

nourish
your soul

Exhibits Update

Original artwork is available for viewing and purchase at the Minnetonka Center for the Arts in the gallery, throughout the building and at Ridgedale Center. Exhibits and opening previews are free and open to the public. Our facility is fully accessible to ensure that the visual arts are available to everyone. To purchase artwork at the Art Center, see the Registrar at the front desk. To purchase artwork exhibited in the common areas of Ridgedale Center through the Partners in Art program, contact Bob Bowman at bbowman@minnetonkaarts.org or 952.473.7361 x. 170.

THE STUDENT SHOW February 8 – 28

Opening Preview on February 7, 6 – 8 p.m.
Bring a potluck dish to share!
Free and open to the public.

This show illustrates the creativity, skill and inspiration that unfold in our studios every day. Exhibiting in a professional gallery setting is an important part of the artistic learning process and each year this show reminds us of the power, potential and importance of the visual arts in our lives. Come see what attracts people to our studios and keeps them coming back. It might even help you find the perfect class for you to join for your artistic journey.



Cloud by Chris Gustin

March 11 – April 4
NCECA Reception on March 28,
6 – 9:30 p.m.

Lost & Found: Reitz + Gustin Collaborations

Bridging between solitary and collaborative accomplishments, the exhibition will highlight a selection by each artist, and five of the “Lost Works” posthumous collaborations. Don Reitz and Chris Gustin. Curated by Peter Held.

Warren MacKenzie + John Reeve: Kindred Spirits

Highlights two great proponents of the Mingei aesthetic: lifelong friends, Warren MacKenzie, the American studio pottery legend and John Reeve (1929–2012), itinerant beat potter. Curated by LaiSun Keane, Lucy Lacoste and Nora Vaillant.

CLAY. HERE. NOW. March 15 – April 19

Partners in Art Program at Ridgedale Center
A curated selection of ceramic art, from functional to sculptural, celebrating the vitality and variety of Minnesota ceramic artists’ work, displayed throughout Ridgedale Center.

NCECA (National Council on Education for the Ceramic Arts) is hosting their 53rd annual conference, *Claytopia*, in Minneapolis from March 27-30. Claytopia will engage regional, national and international artists, thinkers, curators, educators and students in the ceramic arts.

2019 MEMBERS’ SALON May 24 - June 20

Intake: May 14, 9 a.m. – 7 p.m. (FIRM)

All current members of the Minnetonka Center for the Arts are invited to exhibit up to three original artworks of their choosing for inclusion in this popular exhibit. Membership may be renewed or initiated when delivering work.

See the full details in the Call for Entries at www.minnetonkaARTS.org.


ABSTRACT April 12 – May 9

Opening Preview on April 11, 6 to 8 p.m.
Creating a non-representational image releases the artist from having to achieve a subject’s likeness, but poses the challenge of creating an image that feels convincing or “right” without the benefit of referring to, or being explained by, something else. Curated by Artist-Instructor Ellen Richman and Exhibits Director Robert Bowman, **Abstract** highlights the vitality and scope of this genre. All exhibited work will be for sale.

ABSTRACT CURATORS’ TALK AND TOUR April 27, 10 - 11:30 am

Cost: \$9/members, \$10/non-members
Free for all ABSTRACT exhibitors (Please register so we know how many to expect) #E395L19

Join us for a lively discussion about this exciting genre! Learn more about non-objective image making and hear ABSTRACT exhibitors talk about their work. MCFTA Artist-Instructor Ellen Richman and Exhibits Director Robert Bowman will talk about the process of curating the exhibit and discuss approaches to looking at and evaluating abstract imagery.



Work by Artist-Instructor Ellen Richman on display at the Art Center

CALL FOR ENTRIES

ABSTRACT

ENTRIES DUE: March 1

Notifications of acceptance will be made March 11. Intake of accepted work April 6, 10 a.m. – 2 p.m., or as otherwise arranged.

Artists are invited to submit up to ten (10) pieces of original abstract/non-objective artwork.

Eligibility: Open to artists residing in Minnesota, Wisconsin, Iowa, Nebraska, North and South Dakota. NOTE: The artist is responsible for shipping.

What to Enter:

- All media, 2-D and 3-D except installations and video will be considered.
- Works must be original, executed by the artist, and completed within the past 5 years.
- Work previously exhibited at the Minnetonka Center for the Arts is not eligible.
- All work must be for sale. The art center will retain a 40% commission on sales of work by MCFTA members and a 50% commission on sales of work by non-members. Artists need not be members of MCFTA to apply or exhibit.
- Applicants are encouraged to submit a cohesive body of work and to submit the full 10 pieces, as the goal is to present a group of work by each exhibitor rather than single pieces.

Process:

See the full details in the Call for Entries found on the Exhibits page at minnetonkaARTS.org.

CONTENTS

1	Essential Dates
2	Exhibits Update
3	Director's Note / Art Center News
4	Thank You Donors / Welcome Members
5	Board Spotlight: Lance Jeppson & Art Spots
6-7	Classes at a Glance
8-21	Class Descriptions
22	Artist-Instructor Bios
23	Registration Details
24	Art Center Hours / Mission / Directions

BOARD OF DIRECTORS As of the 11/28/2018 meeting

CHAIR	Jim Schwert
VICE CHAIR	Susan Lipscomb
SECRETARY	Terry Savidge
TREASURER	Lance Jeppson
MEMBERS AT LARGE	Cynthia Dyste Sarah Gibson Mary Larson Katie Searl
DIRECTOR EMERITUS	Laura H. Miles

ART CENTER STAFF

EXECUTIVE DIRECTOR	Roxanne Heaton, x. 150 rheaton@minnetonkaarts.org
EXHIBITS DIRECTOR & RETAIL MANAGER	Robert Bowman, x. 170 rbowman@minnetonkaarts.org
CHILDREN & YOUTH PROGRAM DIRECTOR	Nicole Buchholz, x. 190 nbuchholz@minnetonkaarts.org
MARKETING & COMMUNICATIONS DIRECTOR	Nikki Lindberg, x. 120 nlindberg@minnetonkaarts.org
ADULT PROGRAM DIRECTOR	Mara Miller, x. 130 mmiller@minnetonkaarts.org
STAFF ACCOUNTANT	Irma Sullivan, x. 180 isullivan@minnetonkaarts.org
CERAMICS STUDIO MANAGER	Lee Persell, x. 140 lpersell@minnetonkaarts.org
KITCHEN STAFF	Chef Melinda Alves, x. 200 malves@minnetonkaarts.org Monica Brown, x. 200 mbrown@minnetonkaarts.org
REGISTRARS	Kathy Albrecht, x. 160 kalbrecht@minnetonkaarts.org Erin Boe, x. 160 eboe@minnetonkaarts.org
DATABASE ADMINISTRATOR	Lindsay Burger, x. 160 lburger@minnetonkaarts.org registration@minnetonkaarts.org
GUEST SERVICES	952.473.7361, x. 160 information@minnetonkaarts.org
VOLUNTEER OPPORTUNITIES	Maryalice Brenk mmbrenk@mchsi.com
WEBSITE	minnetonkaARTS.org
FACEBOOK	facebook.com/artcentered
TWITTER	@Mtkacenter4arts
INSTAGRAM	minnetonkaarts

Director's Note

Dear Friends,

Thank you for all your support and for being part of our visual arts community this past year! Because of you we ended 2018 with cause for celebration. In a nutshell:

- We are stronger than we have ever been! Record enrollments, full classes with wait lists, a crowded gallery, and limited parking that we know has caused frustration for some of you...so sorry. Our very talented program directors and instructors strive to deliver the very best in visual arts education experiences and your enthusiastic participation affirms they have accomplished this goal! Hats off and my special thanks to Bob Bowman, Nicole Buchholz and Mara Miller for another absolutely exceptional year of programming.
- The Minnesota State Arts Board awarded an impressive \$78,748 for operations! This is over and above the \$50K grant we have in process for programs for those who live with dementia. These grants affirm our work and help make it possible for thousands of Minnesotans to experience the profound transformative effects of high-quality arts programming.
- This year's Arts of the Holidays Show and Sale was another unprecedented success! The artists provided amazing work, well-priced and perfect for gifting, and the staff and volunteers did an incredible job of creating a magical shopping experience. Congratulations to the artists and my thanks to all of our shoppers! This sale is a great way to support our local artists and give a little something to the Art Center at the same time (60 percent of the sales go directly to our artists).
- Our annual fund contributions continue to arrive at a brisk pace. Many thanks to each of you who have already responded. So far, 24 donors have given nearly \$30,000 but we need to raise at least \$100,000 by March 1st – an ambitious goal and achievable only with your help. Tax deductible



contributions may be made by mail, phone, in person or online. If you are a student, I encourage you, most especially, to consider a gift. The fees you pay for your class only cover two thirds of the cost to deliver it. A gift of that difference will help keep our programs affordable and accessible to the widest possible audience.

All in all, 2018 was a busy year at the Art Center and we look forward to an even busier 2019!

I hope you enjoy this issue of *Visually Speaking* and that you'll celebrate spring by spending some time with us!

Best regards,

Roxanne L. Heaton, Executive Director

NEW STUDENT DISCOUNT

If you've never taken a class with us before, enjoy a 10 percent savings on your first registration! (Details, p. 23) Call the Registrar at 952.473.7361, x. 160 to claim this benefit! It cannot be processed online or combined with other discounts.



Art for Breakfast Fundraiser May 8, 7:30 – 9 a.m.

The Metropolitan Ballroom & Clubroom
(5418 Wayzata Blvd, Golden Valley, MN 55416)
Reservations available online or by calling the Registrar at 952.473.7361, x. 160.
Members \$20 / Non-members \$25

Last year was so much fun, we're doing it again! The Minnetonka Center for the Arts' Board of Directors invite you to attend our 2019 Art for Breakfast fundraiser. Enjoy a delicious breakfast catered by D'Amico, surrounded by others who support our mission! Bring a friend, or get your class to share a table. It will be a time of celebration, community building and learning.

THANK YOU.

THANK YOU TO ALL WHO MADE MEMBERSHIP, PROJECT, SPONSORSHIP, IN-KIND, CORPORATE, OPERATING AND CAPITAL GIFTS TOTALING \$150 OR MORE BETWEEN SEPTEMBER 1, 2018 – NOVEMBER 30, 2018

\$20,000+

Minnesota State Arts Board

\$5,000 - \$9,999

The Caridad Corporation / Mari and Tom Lowe
Cornie and Betty Ann Wiens

\$2,000 - \$4,999

Bill and Terry Ankeny

\$1,000 - \$1,999

Mrs. Joan L. Dayton
Mr. C. Curtis Dunnavan
Mr. and Mrs. Tom Frahm
The Longview Foundation / Fred and Eleanor Winston
Steinhafel Family Foundation / Denise and Gregg Steinhafel
Vanguard Charitable / Ms. Kris Wheeler

\$500 - \$999

1 Anonymous donor
Fidelity Charitable Gift Fund / Mr. and Mrs. Nate Schmiechen
Global Gift Fund / The Cliff Foundation / Mr. Clifford L. Otten
Shelley Holzemer
Kay and Michael McCarthy

\$150 - \$499

1 Anonymous donor
Randy Arnold and Patricia Fair
Ayco Charitable Foundation / Richard and Mary Ann Pedtke
Charitable Foundation / Richard and Mary Ann Pedtke

Randy and Marcy Betcher
Ms. Mary Beth Brody
Fidelity Charitable Gift Fund / Jack Wherry
Bill Cherne and Judy Hardebeck
The Crosswols Foundation c/o Chilton Trust / Mrs. Ellie Crosby
Ms. Beth Culp
Ashley Cutrona
Mae and Toby Dayton
Mary C. Dolan
Gregg and Cynthia Dyste
Ms. Sarah Gibson
Anne Marie Gromme
Dr. and Mrs. Robert G. Hauser
Mary Ellen Iversen
Kent and Sandra Larson
Mr. Nicolai Lewis
Ms. Nancy Lindley
Mrs. Susan and Mr. John Lipscomb
Ms. Sue MacMillan
Marilee and David Mahler
Raymond and Mary Mithun
Ms. Helen Morrison
Katherine and Kingsley Murphy
Kandi and Bart Osborn
Steve Pajor
Ms. Linda Reber and Mr. Clark Venzke
Ms. Rebecca Rogers
Anne and Michael Ryan
Schwab Charitable Fund / Mary and Paul Radunz
Mr. Robert Savage
Mrs. Pamela Schroeder

Jim and Carrie Schwert
Katie and Ken Searl
Mrs. Anne Walters
Mr. Ralph Weeks and Ms. Margherita G. Harris
Ms. Jennifer Weiss
Bruce and Beth Willis
Susan and Steve Wilson
Mr. and Mrs. Michael Wright

Foundation Contributions

Ayco Charitable Foundation
Fidelity Charitable Gift Fund
Global Gift Fund/The Cliff Foundation
Schwab Charitable Fund
Steinhafel Family Foundation
TCF Foundation
The Crosswols Foundation c/o Chilton Trust
The Longview Foundation

Corporate Contributions

The Caridad Corporation
UnitedHealth Group

Memorial Contributions

In memory of Audrey Lundgren / Mrs. Anne Ryan /
Ms. Kris Wheeler

Gifts in Kind

The Estate of Beverly Bingham
Andrea and George Michaelsen
Richard and Heidi Poey

Welcome and thank you to all new and renewing members (September 1, 2018 – November 30, 2018)

SPONSOR (\$250-999)

Mrs. Joan L. Dayton
Mary C. Dolan
Ms. Patricia M. Fair and Mr. Randy Arnold
Anne Marie Gromme
Dr. and Mrs. Robert G. Hauser
Marilee and David Mahler
Mr. Steve Pajor
Mrs. Abigail Rose
Mr. Robert Savage
Mrs. Pamela Schroeder

FRIEND (\$100)

Mr. John Alberg
Lani and Peter Carlson
Ms. Rae A. Carter

Robert and Linda Jodan
Ms. Pepper Pepperwolf
Ms. Carolyn S. Pierce
Ms. Linda Reber and Mr. Clark Venzke
Leann and Mark Sand
Dr. and Mrs. Cornelius W. Wiens

BASIC (\$55 - 60)

1 Anonymous Donor
Ms. Vanessa Abraham
Ms. Judith Anderson
Gingie Anderson and Dr. Andrew Doroschak
Mr. and Ms. Mark Anderson
Ms. Lori J. Anderson • Mrs. Mary K. Anderson
Mr. Gregory L. Anton • Ms. Deborah Barce
Ms. Mary Jo Bartos • Ms. Kathleen Benshoof

Mr. and Mrs. Karl Berg • Ms. Jan Bilek
Mrs. Bridget Borgeson • Ms. Susan Brasket
Ms. Andrea Brosch • Mrs. Teresa Brownfield
Mr. and Ms. Silvio Bujold-Martinez
Ms. Cynthia Busch
Mr. and Mrs. Jerry Calengor
Mrs. Virginia Campbell
Ms. Patty Carmody Smith and Mr. Mike Smith
Guy and Kathryn Childress
Ms. Tammi Colianni • Mr. Leo Collins
Mrs. Sandra Cowing • Ms. Eileen Custer
Ms. Patricia Dawson • Mrs. Dawn DeRijk
Linda Dolan • Ann M. Dryer
Ms. Sylvia Dudycha
Mr. Sambit Dutta and Mrs. Antara Dey
Raelee and Ron Edgar • Mr. Donald Ehn
Mr. and Mrs. James Elder
Carol and Mark Engebretson
Ms. Linda Engel-Moore
Ms. Kjersti Francis • Mrs. Bonnie Gainsley
Ms. Trish Gardiner • Mr. Gary Gardner
Mr. Steven Getchell • Ms. Devorah Goldstein
Mr. Bruce Goodman
Mrs. Jenna Guggisberg
Ms. Bonnie J. Hagelberger
Mr. and Mrs. Patrick Halloran
Ms. Janis Harstad
Roxanne and Berton Heaton
Mrs. Carol Hebrink • Ms. Verna Hillstrom
Ms. Molly Hinz • Ms. Lori Jacobson
Mrs. Tatiana Jakubovie • Ms. Barbara Jeffries
Mr. Lance Jeppson
Mr. Dave Johnson and Ms. Jen Johnson
Mrs. Laura S. Johnson • Mary Johnson
Mr. Joel Kaplan • Ms. Lavona Keskey
Patsy Kiesow • Ms. Penny King
Ms. Tracy S. Kirby • Ms. Stephanie A. Kroeger
Mrs. Terri Kurita • Mary and Scott Larson
Mr. Robert C. Larson • Ms. Laurie Lausen

Denise and Bill Leskinen • Ms. Pam Lillich
Ms. Nancy Lindley • Ms. Karen Lorenz
Mrs. Lynn Lovett • Mrs. Deborah Luedtke
Susan Lyman • Mrs. Susan Macuna
Ms. Susan Manchester
Sally and James Martineau • Ms. Jenny McCally
Mr. Joseph McCulloch • Mr. Whit McFarlin
Ms. Molly McInnis • Ms. Louise McNamara
Mr. Zack McPherson
Mr. and Mrs. Paul Meisel
Mr. David Metzger and Ms. Holly Jepson
Mary Mithun • Mrs. Cher Mokri
Kathleen Nash and Robert Kinghorn
Jean and Dennis Neilson
Mrs. Catherine Nguyen • Mrs. Emily Oberg
Ms. Rhonda O'Neill • Ms. Tonja Orr
Ms. Sandra Palesch • Mrs. Amanda Pannier
Mrs. Diane H. Pearson
Mrs. Vanessa Peterson
Joni Phillips • Mrs. Michelle M. Plombon
Mrs. Beth Potter • Mrs. Lisa Prosser
Ms. Anne Pryor • Mrs. Kathy Recke
Ms. Betsy Robinson
Judith and Michael Rodewald
Ms. Betts Rogers • Ms. Georgiana Ruzich
Mr. Mark Saterén
Mr. and Mrs. Bernard L. Saunders
Ms. Elisa Schoonover • Ms. Peg Shroyer
Ms. Michelle Silverman • Raghda Skeik
Nancy and Thomas Smith
Mr. Charles J. Streiff • Mr. Michael Sulser
Wendy L. Tebbutt • Mr. David Tomlinson
Dr. Rachel Trockman and Mr. Mitchell Trockman
James Turner and Kristin Von Seggern
Ms. Mary Twinem • Ms. Terri Urbaniak
Ms. Angelina Wagner • Ms. Carol Weiland
Ms. Sandra Werts • Mr. Jay Wilttrout
Mr. Don A. Winter • Elizabeth E. Winton
Mr. David Yantos

Membership Benefits

\$60 Basic Household Membership (\$55 for Seniors – age 62+)

- 10 percent discount on classes for all household members
- Invitations to special exhibit openings and events
- Eligibility to enter Members' Show and exhibits at Ridgedale Center
- Higher commissions on sales of member-exhibited art
- \$10 discount on membership at the Walker Art Center
- Discount on workshops at the Madeline Island School of the Arts

\$100 Friend Membership

- All the benefits listed above, plus coupon for free coffee and baked good in the Café

\$250 Sponsor Membership

- All the benefits listed above, plus coupon for a free lunch for two in the Café

\$1000 Patron Membership

- All the benefits listed at left, plus free use of the Henrietta Murphy Room once a year
- Acknowledgement on our Patron's Plaque

All gifts of \$150 a year or more are acknowledged in the quarterly newsletter and the annual report. All donors of a cumulative total of \$1,000 or more during the year are honored on the Patron's Plaque in the main lobby.

Walker Art Center members receive a \$5 discount off a Minnetonka Center for the Arts membership. MCFTA members receive a \$10 discount off a Walker Art Center membership.

To join, renew or purchase your membership, call 952.473.7361, x. 160 or go to minnetonkaARTS.org and select MEMBERSHIPS.

Donate to support the arts

You may support the Minnetonka Center for the Arts anytime, anywhere. Go to minnetonkaARTS.org and select MEMBERSHIPS or DONATIONS. For tax reporting convenience, go to LOGIN and select *new user registration* to complete a brief profile and set login information. Then you may login anytime to review or print your giving history.

Art Spots




Dancing Light VII by Artist-Instructor Suz Galloway

⬆️
Congrats to Artist-Instructor Suz Galloway. Her work, *Dancing Light VII*, won an award as part of the 50th Annual Exhibition by Watercolor West (one of only two pure transparent watercolor societies left in the U.S.).

Suz is a founding member of the *Flora and Fauna Illustrata* (FFI) program under the wing of the Andersen Horticultural Library at the University of Minnesota Landscape Arboretum. It is a 100 year program designed to document in visual art all of the 5,000 species of plants, animals, birds and insects that live in or pass through the Arboretum. All submissions are juried by a scientist for accuracy and two artists for artistic merit. There are 50 pieces selected so far and three of them are by Suz!

Personally, Suz is documenting, through graphite drawings, the seven primary trees of the Big Woods, a million acres of hardwood forests that originally stood in Wisconsin and Minnesota of which there are only 500-600 acres remaining.

“You will note the style difference between my watercolor work and my botanical work. That difference is what keeps me sane!”



White Oak, Sugar Maple and American Basswood by Artist-Instructor Suz Galloway

Congrats to Artist-Instructor Sonja Hutchinson for two recent awards for her watercolor paintings. *Geisha* received an Award of Excellence at the Minnesota Artists Association Fall Exhibition. “This *Geisha* was quite elusive, and changed her demeanor a few times before we were finished.” *From the juror’s notes*: The technique in this watercolor is really intriguing. There is ghost imagery in graphite or charcoal. It isn’t directly related to the observational shapes and values of the geisha but it doesn’t feel entirely arbitrary either. The transparent watercolor layers hold some edges, let others go creating the distinct sensation that we are witnessing the present and the past in one observable moment.

Sonja’s work, *0528*, received an Artists’ Choice Award at the Fall Northstar Watermedia National Exhibition and was featured at the Minnesota State Fair in 2018. “I was attracted to the cows along the roadside at the Cliffs of Moher while traveling in Ireland. This fellow was a stand out, even though he was fenced in.” *From the juror’s notes*: I love the challenge that is taken in this painting: Framing the cow with

a transparent pattern adds, obviously, a whole new layer visually and in terms of complexity. I also really enjoy the daring color combinations seen in the fur; all while so expertly drafting the subject. It’s hard not to keep coming back to this one and it’s why I enjoy it so much!



Geisha by Artist-Instructor Sonja Hutchinson

Congrats to Artist-Instructor Kristine MacDonald for receiving Honorable Mention in the 2018 Graceful Envelope Contest. This contest is sponsored by the National Association of Letter Carriers and the Washington Calligraphers Guild. The 2018 theme, “Whatever the Weather,” challenged artists to capture the theme while using hand lettering, color, design and the incorporation of a postage stamp. The winning envelopes are on display in the lobby of the National Association of Letter Carriers building in Washington, D.C. through summer 2019.

Kristine is a lifelong student of calligraphy, studying with nationally recognized teachers, attending national conferences and as a juried member of the Colleagues of Calligraphy. She has demonstrated and taught calligraphy for more than 20 years with the Minnesota Renaissance Festival, Hopkins Community Education, MCFTA and the Minnesota Center for Book Arts.



0528 by Artist-Instructor Sonja Hutchinson



Graceful Envelope “Whatever the Weather” by Artist-Instructor Kristine MacDonald

BOARD SPOTLIGHT Lance Jeppson



Lance Jeppson

Lance Jeppson joined the MCFTA board in 2015. At the time, Lance was the banking partner for the Art Center, and the board was looking for a treasurer. His love of the arts encouraged him to step into the role. Although both the Art Center and Lance

have switched banks, he has continued to serve as treasurer because of what the Art Center has come to mean to him and his appreciation for what it brings to the community.













Lance grew up in southwestern Minnesota, and nothing like the MCFTA existed in his community. He has been repeatedly impressed by the level of talent found throughout the Art Center, by its students, instructors, and on display, in what he calls “a stunning facility.” “You really need to stop, go in and walk around the Art Center. It is even more impressive and captivating on the inside, and it looks pretty impressive just driving by.”

One of his top priorities as a board member is to help keep this state-of-the-art facility stunning. “We need to plan how we will raise the funds required to perform current and future repairs that face the Art Center.” We know that, for example, in the not too distant future, we will need to replace the roof. This is a significant expense: \$400-500k, and will require a special campaign in order to fund it and other pressing repairs. Next to our people, our facility is our greatest asset and we need to be responsible stewards.

Lance hopes to dip his toes in an art class at some point, but for now, he and his wife enjoy attending musical theater, visiting museums, and attending events at the Art Center. Although neither he nor any of his family attended the University of Minnesota, they are all huge Gopher fans. From a young age, his dad took him to Gopher games, and today he is already indoctrinating his 15-month old son. Ski-U-Mah!























“As a banking professional, Lance brings tremendous wisdom and experience to our financial discussions,” noted Executive Director Roxanne Heaton. “He’s been a valuable addition in so many ways and we are grateful for his time.”

Spring 2019 Class Schedule

Calligraphy	SPRING I	SPRING II	CLASS TITLE	PAGE	ARTIST-INSTRUCTOR	MON	TUE	WED	THU	FRI	SAT
6:30 PM - 8:30 PM		E53119	Pointed Pen Roundels & Cartouches	8	MacDonald		•				
Ceramics	SPRING I	SPRING II	CLASS TITLE	PAGE	ARTIST-INSTRUCTOR	MON	TUE	WED	THU	FRI	SAT
9:30 AM - 12:30 PM	D90319	E90319	Beginning and Continuing with Clay	8	Bowman	•					
9:30 AM - 12:30 PM	D90519	E90519	Pottery in the Making	8	Persell		•				
6:00 PM - 9:00 PM	D90019	E90019	Beginning/Intermediate Pottery	8	Persell		•				
9:30 AM - 12:30 PM	D94119	E94119	Ceramic Sculpture	8	Catt			•			
1:00 PM - 4:00 PM	D94419	E94419	Ceramic Sculpture	8	Catt			•			
9:30 AM - 12:30 PM	D90619	E90619	Exploring Clay	8	Persell				•		
6:00 PM - 9:00 PM	D97619	E97619	Clay: Form and Surface	8	Miller				•		
9:30 AM - 12:30 PM	D92819	E92819	Friday Clay	9	Miller					•	
12:30 PM - 3:30 PM	D91819	E91819	Stoneware and Porcelain	9	Persell/Bowman						•
Drawing	SPRING I	SPRING II	CLASS TITLE	PAGE	ARTIST-INSTRUCTOR	MON	TUE	WED	THU	FRI	SAT
9:00 AM - 12:00 PM	D42219	E42219	Drawing Basics [CORE CLASS]	9	Lauber-Westover	•					
1:00 PM - 4:00 PM	D40519	E40519	Intermediate Drawing Studio	9	Lauber-Westover	•					
6:30 PM - 8:30 PM	D45519	E45519	Figure/Life Drawing	9	Stommes		•				
9:30 AM - 12:30 PM		E46819	Drawing for Painters	9	Thompson				•		
Fiber Arts	SPRING I	SPRING II	CLASS TITLE	PAGE	ARTIST-INSTRUCTOR	MON	TUE	WED	THU	FRI	SAT
9:30 AM - 12:30 PM	D75119	E75119	Advanced Beginner Weaving	10	Bestler	•					
9:30 AM - 12:30 PM	D70019	E70019	Intermediate Weaving	10	Bestler		•				
9:30 AM - 12:30 PM	D70419	E70419	Wednesday Weaving	10	Bestler			•			
1:00 PM - 4:00 PM	D71219	E71219	Folk Art Rug Hooking	10	Lausen			•			
9:30 AM - 12:30 PM	D78119	E78119	Beginning Weaving	10	Bestler				•		
Glass	SPRING I	SPRING II	CLASS TITLE	PAGE	ARTIST-INSTRUCTOR	MON	TUE	WED	THU	FRI	SAT
1:00 PM - 4:00 PM		E92419	Fun with Fused Glass! 	10	Petron						•
Jewelry	SPRING I	SPRING II	CLASS TITLE	PAGE	ARTIST-INSTRUCTOR	MON	TUE	WED	THU	FRI	SAT
9:30 AM - 12:00 PM	D85719	E85719	Intermediate Jewelry Design	11	Saathoff	•					
12:30 PM - 3:00 PM	D83219	E83219	Beginning Silversmithing and Jewelry Design	11	Saathoff	•					
6:00 PM - 9:00 PM	D86219		Copper Clay Creations 	11	Bober				•		
Lecture	SPRING I	SPRING II	CLASS TITLE	PAGE	ARTIST-INSTRUCTOR	MON	TUE	WED	THU	FRI	SAT
12:00 PM - 1:30 PM	D333L19		MCFTA Arts Book Club: April 2019	11	Paulsen / Miller					4/19	
10:00 AM – 11:30 AM		E395L19	ABSTRACT Curators' Talk and Tour	11	Richman / Bowman						4/27
Painting (Acrylics, Oils, Pastels & Mixed-media)	SPRING I	SPRING II	CLASS TITLE	PAGE	ARTIST-INSTRUCTOR	MON	TUE	WED	THU	FRI	SAT
9:00 AM - 12:00 PM	D47419		Next Step: Creating a Sense of Place	11	Nelson	•					
9:00 AM - 12:00 PM		E47419	Next Step: Inspiration and Process	11	Nelson	•					
1:00 PM - 4:00 PM	D46519	E46519	Intro to Painting [CORE CLASS]	11	Nelson	•					
9:00 AM - 12:00 PM	D40419		Paint Like the Impressionists 	12	Coppin		•				
9:30 AM - 12:30 PM	D41419	E41419	Intermediate/Advanced Painting Studio	12	Odland		•				
9:30 AM - 12:30 PM	D47519	E47519	Pastel Landscape	12	Kath		•				
1:00 PM - 4:00 PM	D41519	E41519	Beginning/Intermediate Painting Studio	12	Odland		•				
1:00 PM - 4:00 PM		E44719	Flower Painting in French	12	Coppin		•				
6:30 PM - 9:30 PM	D41619	E41619	All Levels Painting Studio	12	Odland		•				
9:00 AM - 12:00 PM	D45919		Creative Collage and Mixed Media	12	Holland			•			
9:30 AM - 12:30 PM	D46819		Let's Paint Together! 	12	Thompson				•		
9:30 AM - 12:30 PM	D48119	E48119	Landscape and Nature Painting	13	Combs				•		
1:00 PM - 4:00 PM	D41019	E41019	Draw and Paint from Photos	13	Thompson				•		
1:00 PM - 4:00 PM	D42819		Comprehensive Color - Oil and Acrylic 	13	Michele Combs				•		
6:00 PM - 9:00 PM	D41319	E41319	Renaissance and Flemish Oil Painting Method 	13	Petrov				•		
9:30 AM - 12:30 PM	D49719	E49719	Contemporary Abstract Painting	13	Richman					•	
Painting (Watercolor)	SPRING I	SPRING II	CLASS TITLE	PAGE	ARTIST-INSTRUCTOR	MON	TUE	WED	THU	FRI	SAT
9:00 AM - 12:00 PM	D45219		Rocky Landscapes in Watercolor 	13	Hearding	•					
9:00 AM - 12:00 PM		E45219	Farmer's Market Watercolor 	13	Hearding	•					
12:30 PM - 3:30 PM	D47919		Painting in a Series Watercolor 	13	Hearding	•					
12:30 PM - 3:30 PM		E47919	Still Life with Fabrics Watercolor 	14	Hearding	•					
1:00 PM - 4:00 PM	D40019	E40019	Painting with Gouache	14	Dingler		•				
9:30 AM - 12:30 PM	D45319	E45319	Watercolor I: Working from Photos	14	Hutchinson			•			
9:30 AM - 12:30 PM		E45119	Contemporary Botanicals II	14	Galloway			•			
1:00 PM - 4:00 PM	D42119		Beginning Watercolor [CORE CLASS]	14	Hutchinson			•			
1:00 PM - 4:00 PM	D45419		Nature and Food Illustration 	14	Reynolds			•			
1:00 PM - 4:00 PM		E48019	Contemporary Botanicals I	14	Galloway			•			
1:00 PM - 4:00 PM		E43319	Watercolor Techniques: Floral Expressions 	14	Hutchinson			•			
9:30 AM - 12:30 PM	D42419	E42419	Watercolor III: Studio	15	Hearding / Galloway				•		
1:00 PM - 4:00 PM	D42619	E42619	Watercolor II: Refining Skills	15	Hearding / Galloway				•		
6:30 PM - 8:30 PM	D48919		Artistic Illuminations and Monograms	15	Reynolds				•		
6:30 PM - 8:30 PM		E48919	Art Maps	15	Reynolds				•		

See page 22 for Artist-Instructor bios

Spring 2019 Class Schedule

Photography	SPRING I	SPRING II	CLASS TITLE	PAGE	ARTIST-INSTRUCTOR	MON	TUE	WED	THU	FRI	SAT
9:00 AM - 12:00 PM	D61519	E61519	Intermediate Digital Photography	15	Beihl		•				
1:00 PM - 4:00 PM		E67419	Lightroom Fundamentals	15	Sheffland		•				
9:30 AM - 12:30 PM	D61019	E61019	Making Photographs	15	Beihl			•			
1:00 PM - 4:00 PM	D61119	E61119	Abstract Digital Photography	15	Beihl			•			
9:30 AM - 12:30 PM		E66419	Advanced Beginner Digital Photography	16	Sheffland				•		
1:00 PM - 4:00 PM		E66219	Beginning Digital Photography	16	Sheffland				•		
Sculpture	SPRING I	SPRING II	CLASS TITLE	PAGE	ARTIST-INSTRUCTOR	MON	TUE	WED	THU	FRI	SAT
12:30 PM - 3:30 PM	D82919	E82919	Stone Carving Beginning/Intermediate	16	Lyman			•			
Sampler Saturday	SPRING I	SPRING II	CLASS TITLE	PAGE	ARTIST-INSTRUCTOR	MON	TUE	WED	THU	FRI	SAT
10:00 AM - 12:00 PM	DS40AM19		Sampler Saturday: Drawing	16	Art Center Faculty						4/13
1:30 PM - 3:30 PM	DS45PM19		Sampler Saturday: Painting	16	Art Center Faculty						4/13
1:30 PM - 3:30 PM	DS10PM19		Sampler Saturday: Kids Art Exploration	16	Carly Gernbacher						4/13
Workshops for Adults	SPRING I	SPRING II	CLASS TITLE	PAGE	ARTIST-INSTRUCTOR	MON	TUE	WED	THU	FRI	SAT
9:30 AM - 5:30 PM	D774W19		Joy of Felting: Scarves to Dye For! 	17	Granbeck				2/28		
9:00 AM - 3:30 PM	D438W19		Encaustic Painting: Working With Wax	17	Reeb					3/1	
9:30 AM - 3:30 PM	D482W19		Child Portrait Basics in Watercolor 	17	Kandiko		3/5				
9:00 AM - 1:00 PM	D715W19		Bead Weaving: Peyote Stitch Basics	17	Meyer					3/8	
9:30 AM - 4:00 PM	D423W19		Watercolor with a Splash of Abstract	17	Hutchinson					3/8	
9:30 AM - 2:00 PM	D483W19-A		Drawing Cats	17	Thompson						3/9
9:30 AM - 3:30 PM	D434W19		Child Likeness in Watercolor 	17	Kandiko		3/12				
9:30 AM - 4:00 PM	D716W19		Free-Form Peyote Stitch Bracelet	17	Meyer					3/15	
10:00 AM - 4:00 PM	D735W19		Springtime Hooked Mat 	17	Lausen						3/16
9:00 AM - 1:00 PM	D719W19		Bezel Peyote Stitch Cabochon 	17	Meyer					3/22	
9:30 AM - 4:00 PM	D407W19		Intro to Illustration [One-Day]	18	Reynolds						3/23
9:30 AM - 4:00 PM	D399W19-A		Fun with Yupo: Playing with Abstracts 	18	Turner					3/29	
9:30 AM - 4:00 PM	D399W19-B		Fun with Yupo: Intentional Painting 	18	Turner					4/5	
10:00 AM - 4:00 PM	D761W19		Wool Dyeing 101 	18	Lausen					4/5	
9:30 AM - 2:00 PM	D483W19-B		Drawing Dogs	17	Thompson						4/6
9:30 AM - 12:30 PM	D628W19		The Curious Photographer 	18	Groton	4/8, 4/15					
1:00 PM - 4:30 PM	D969W19		Glass Mosaics	18	Vogl		4/9, 4/16				
9:30 AM - 4:00 PM	D399W19-C		Fun with Yupo: Waterscapes 	18	Turner					4/12	
12:30 PM - 3:30 PM	D863W19		Silver and Glass Metal Clay Designs 	18	Bober						4/13
9:30 AM - 3:30 PM		E205W19	Mat Cutting Basics	18	Kandiko		4/23				
9:00 AM - 1:00 PM		E715W19	Bead Weaving: Peyote Stitch Basics	17	Meyer					4/26	
9:30 AM - 12:30 PM		E867W19	Say It In Silver Metal Clay Jewelry 	18	Bober						4/27
9:00 AM - 3:30 PM		E432W19	Color Triads Watercolor 	19	Hearding					5/3	
10:00 AM - 3:00 PM		E777W19	Joy of Needle Felting	19	Granbeck					5/3	
9:00 AM - 1:00 PM		E719W19	Bezel Peyote Stitch Cabochon	17	Meyer					5/10	
9:00 AM - 3:30 PM		E491W19	Rescue Painting for Watercolor Artists 	19	Hearding					5/10	
1:00 PM - 3:30 PM		E319W19	Introduction to Flower Arranging	19	Persell					5/17	
9:30 AM - 4:00 PM		E869W19	Vintage Photo Collage 	19	Carmody Smith						5/18
1:00 PM - 4:30 PM		E969W19	Glass Mosaics	18	Vogl		5/21		5/23		
9:30 AM - 4:00 PM		E444W19	Painting Sculptural Forms In Watercolor	19	Hutchinson					5/31	
9:30 AM - 4:00 PM		E485W19	Underpainting and the Disappearing Purple	19	Allen	6/3					
9:30 AM - 4:00 PM		E883W19	Adding Texture with Paper Clay 	19	Carmody Smith		6/4				
6:00 PM - 9:00 PM		E864W19	Charming Metal Clay Molds 	18	Bober				6/13 NEW DATE		
9:30 AM - 3:00 PM		E741W19	Hand Woven Tote Basket 	19	Johnson					6/7, 6/14	
9:30 AM - 3:30 PM		E449W19	Making and Using a Watercolor Journal 	19	Kandiko						6/15
9:30 AM - 12:30 PM		E865W19	Silver Leaf Metal Clay Jewelry 	18	Bober						6/15
Workshops for Families	SPRING I	SPRING II	CLASS TITLE	PAGE	ARTIST-INSTRUCTOR	MON	TUE	WED	THU	FRI	SAT
10:00 AM - 12:00 PM	D071W19		Clay Fairy House	20	Catt						3/23
10:00 AM - 12:00 PM		E061W19	Clay Flower Pot	20	Catt						5/4
1:30 PM - 3:30 PM		E139W19	Flower Pot Painting	20	Stice						5/11
Multigenerational	SPRING I	SPRING II	CLASS TITLE	PAGE	ARTIST-INSTRUCTOR	MON	TUE	WED	THU	FRI	SAT
4:30 PM - 6:30 PM	D15119		Stone Carving Adventure	20	Picos		•				
1:00 PM - 3:30 PM	D054W19		Gorgeous Glass Funky Faces 	20	Petron						3/9
1:30 PM - 3:30 PM	D069W19		Spring Mix: Fiber & Paint	20	Jennifer Swift						3/16
1:00 PM - 3:30 PM	D052W19		Gorgeous Glass Spring Trinkets	20	Petron						4/20
1:00 PM - 3:30 PM		E053W19	Gorgeous Glass Mosaic	20	Petron						6/8
Children and Teens	SPRING I	SPRING II	CLASS TITLE	PAGE	ARTIST-INSTRUCTOR	MON	TUE	WED	THU	FRI	SAT
9:30 AM - 11:00 AM	D19719	E19719	Painting Basics	21	Stice						•
9:30 AM - 11:00 AM	D47319	E47319	Youth Drawing Studio	21	Art Center Faculty						•
9:30 AM - 11:00 AM	D199W19		Handmade Comics	21	Art Center Faculty						4/20
11:30 AM - 1:00 PM	D197W19		Pop Art Café	21	Gernbacher						4/13, 4/20
1:00 PM - 3:00 PM	D19219		Illustrator Studio	21	Art Center Faculty						•
11:00 AM - 1:00 PM	D47719	E47719	Tween Drawing Studio	21	Art Center Faculty						•
11:30 AM - 1:00 PM	D19419	E19419	Painting Studio	21	Stice						•
11:00 AM - 1:00 PM		E24419	Digital Meets Traditional 	21	Gernbacher						•

CALLIGRAPHY

POINTED PEN ROUNDELS & CARTOUCHES

Kristine MacDonald
Skill level: ALL

Expand your pointed pen calligraphy skills and learn to make beautiful designs in roundel and cartouche forms. Designs will be broken down into easily learned elements. You'll enjoy playing with the pen strokes and creating your own imaginative accents. **Prerequisite:** *Pointed Pen* or instructor's permission. Bring your calligraphic supplies: pen, ink, practice paper, slantboard, etc. Good paper and gouache will be supplied.

Enrollment limited to 10; ages 16 and up

E53119 Tuesdays, April 23 - May 21
 (5 classes) 6:30 - 8:30 p.m.
 \$109 Members / \$120 Non-members



Example of a roundel

CERAMICS

BEGINNING AND CONTINUING WITH CLAY

Robert Bowman
Skill level: ALL

This course combines basic throwing and handbuilding techniques for beginners with more advanced techniques and individualized instruction for continuing students. Demonstrations and discussions will complement the hands-on experiences, and we'll explore a variety of firing methods for finishing our work.

Enrollment limited to 18; ages 16 and up

D90319 Mondays, February 25 - April 15
 (8 classes) 9:30 a.m. - 12:30 p.m.
 \$286 Members / \$318 Non-members

E90319 Mondays, April 22 - June 10
 (7 classes) 9:30 a.m. - 12:30 p.m.
 No class on May 27
 \$250 Members / \$278 Non-members

Attention new ceramics students:

Bring a towel and wear clothes that can get muddy. Clay and tools are available for purchase at the Art Center. During your first class, your instructor will show you what you need. These materials are not included in the class price unless stated. Firing fees are extra and purchased when needed based on the size of your finished piece(s).

POTTERY IN THE MAKING

Lee Persell
Skill level: ALL

Expand your skills on the potter's wheel and/or handbuilding through demonstrations, discussions, critiques and an exploration into the art of glazing. High-fire, raku, and soda firing will be explored.

Enrollment limited to 18; ages 15 and up

D90519 Tuesdays, February 26 - April 16
 (8 classes) 9:30 a.m. - 12:30 p.m.
 \$286 Members / \$318 Non-members

E90519 Tuesdays, April 23 - June 11
 (8 classes) 9:30 a.m. - 12:30 p.m.
 \$286 Members / \$318 Non-members



Ceramic Sculpture student at work

BEGINNING/INTERMEDIATE POTTERY

Lee Persell
Skill level: ALL

Beginners receive an introduction to basic throwing techniques and forms, while intermediate students expand their technical abilities and their understanding of ceramic form through demos, discussions and critiques. High-fire, raku and soda firing will be explored.

Enrollment limited to 18; ages 15 and up

D90019 Tuesdays, February 26 - April 16
 (8 classes) 6 - 9 p.m.
 \$286 Members / \$318 Non-members

E90019 Tuesdays, April 23 - June 11
 (8 classes) 6 - 9 p.m.
 \$286 Members / \$318 Non-members

CERAMIC SCULPTURE

Krissy Catt
Skill level: ALL

In this off-the-wheel class, students create a wide variety of projects ranging from figurative work (animals and human) to realistic or abstract forms, to clay totems, and more. You will learn proper interior structure for a sculpture made of clay and have fun with surface design and textures. Come with an idea for a project you want to create, and together we will work to complete it. Clay and firing fees are additional.

Enrollment limited to 10; ages 16 and up

D94119 Wednesdays, February 27 - April 17
 (7 classes) 9:30 a.m. - 12:30 p.m.
 No class on March 20
 \$250 Members / \$278 Non-members

D94419 Wednesdays, February 27 - April 17
 (7 classes) 1 - 4 p.m.
 No class on March 20
 \$250 Members / \$278 Non-members

E94119 Wednesdays, April 24 - June 12
 (8 classes) 9:30 a.m. - 12:30 p.m.
 \$286 Members / \$318 Non-members

E94419 Wednesdays, April 24 - June 12
 (8 classes) 1 - 4 p.m.
 \$286 Members / \$318 Non-members

EXPLORING CLAY

Lee Persell
Skill level: ALL

This class is for beginners and advanced potters alike. Beginners will be introduced to the potter's wheel as well as handbuilding. Experienced students will work with the instructor to develop their own projects. High-fire, raku and soda firing will be explored. (Previously titled *Making Pottery*).

Enrollment limited to 18; ages 15 and up

D90619 Thursdays, February 28 - April 18
 (8 classes) 9:30 a.m. - 12:30 p.m.
 \$286 Members / \$318 Non-members

E90619 Thursdays, April 25 - June 13
 (8 classes) 9:30 a.m. - 12:30 p.m.
 \$286 Members / \$318 Non-members

CLAY: FORM AND SURFACE

Ernest Miller
Skill level: ALL

Make your Thursday evenings fun and creative in this relaxed potter's wheel class. Instructor demonstrations will show you how to create cups, bowls, plates, vases, lidded jars and teapots. Individual attention will help you develop your skills. Some projects include hand construction and altering techniques. This class is designed for students with some experience and ambitious beginners. All tableware is finished in a high-fire kiln for food-safe use at home.

Enrollment limited to 16; ages 14 and up

D97619 Thursdays, February 28 - April 11
 (6 classes) 6 - 9 p.m.
 No class on March 28
 \$214 Members / \$238 Non-members

E97619 Thursdays, May 2 - June 13
 (6 classes) 6 - 9 p.m.
 No class on May 9
 \$214 Members / \$238 Non-members



Student working during open studio in our sunny ceramics classroom

FRIDAY CLAY
Ernest Miller
Skill level: ALL

Advanced beginners and experienced students start their day with clay in this potter’s wheel-focused class. Hands-on demonstration and instruction is provided on cups, bowls, plates, vases, lidded jars, boxes and teapots. Some projects are accompanied with handbuilding and altering techniques. All tableware work is finished in a high-fire kiln for food-safe use at home.

Enrollment limited to 18; ages 16 and up

- D92819 Fridays, March 1 - April 12
 (6 classes) 9:30 a.m. - 12:30 p.m.
 No class on March 29
 \$214 Members / \$238 Non-members
- E92819 Fridays, May 3 - June 14
 (6 classes) 9:30 a.m. - 12:30 p.m.
 No class on May 10
 \$214 Members / \$238 Non-members

- See also:**
- *Clay Fairy House* page 20
 - *Clay Flower Pot* page 20

Note to all ceramics students:

Do you have a stain or glaze you’d like to try? Please be sure to ask the ceramics studio manager, Lee Persell, if the product (clay, stains, glazes, wax, etc.) can safely be used in the studio.

STONEWARE AND PORCELAIN
Lee Persell, Robert Bowman
Skill level: ALL

Beginners learn the basics of working with stoneware or porcelain on the potter’s wheel while intermediate and advanced students expand their skills. Handbuilding projects will be presented. Class includes demos, critiques and an opportunity to try soda and raku firing techniques.

Enrollment limited to 18; ages 16 and up

- D91819 Saturdays, March 2 - April 20
 (7 classes) 12:30 - 3:30 p.m.
 No class on March 30
 \$250 Members / \$278 Non-members
- E91819 Saturdays, April 27 - June 15
 (7 classes) 12:30 - 3:30 p.m.
 No class on May 25
 \$250 Members / \$278 Non-members

FIGURE/LIFE DRAWING
Audrey Stommes
Skill level: ALL

Learn to draw the nude human figure from observation in this multi-level class that is transferable to other mediums. Beginners will learn how to draw the human structure, gestures, and how to use line weight and shading to develop form. Intermediate students will be shown ways to advance their skills based on their individual needs and interests. There will be fast gesture drawings, short studies and prolonged poses along with lots of demos and exercises. Bring hard compressed charcoal and a pad of 18"x24" newsprint paper to the first class. Model fee included.

Enrollment limited to 12; ages 18 and up

- D45519 Tuesdays, February 26 - April 16
 (8 classes) 6:30 - 8:30 p.m.
 \$224 Members / \$242 Non-members
- E45519 Tuesdays, April 23 - June 11
 (8 classes) 6:30 - 8:30 p.m.
 \$224 Members / \$242 Non-members

DRAWING FOR PAINTERS
Tracie Thompson
Skill level: ALL

Drawing on softly-colored paper using light and dark (such as charcoal and chalk) is a technique painters have used for hundreds of years. This surprisingly easy method will help you use light and dark to create more interesting compositions, making for better drawings and better paintings. Request a materials list from the Registrar.

Enrollment limited to 12; ages 16 and up.

- E46819 Thursdays, April 25 - June 13
 (8 classes) 9:30 a.m. - 12:30 p.m.
 \$239 Members / \$265 Non-members

- See Also:**
- *Art Maps* page 15
 - *Artistic Illuminations* page 15
 - *Drawing Cats and Dogs* page 17
 - *Intro to Illustration* page 18
 - *Nature and Food Illustration* page 14
 - *Mat Cutting Basics* page 18
 - *Contemporary Botanicals I* page 14



Life drawing short study

DRAWING

DRAWING BASICS [CORE CLASS]
Bonnie Lauber-Westover
Skill level: B, AB

Drawing is a skill that creates the foundation for all two-dimensional art. Specific exercises will teach you to express yourself and capture the world around you. Each week we’ll focus on one approach to seeing and drawing, thereby building a visual vocabulary. You will try various media and approaches, look at successful drawings, have fun and gain confidence in your own work. Great for beginners as well as those who wish to brush up on their skills. Request a materials list from the Registrar.

Enrollment limited to 12; ages 16 and up

- D42219 Mondays, February 25 - April 15
 (8 classes) 9 a.m. - Noon
 \$239 Members / \$265 Non-members
- E42219 Mondays, April 22 - June 10
 (7 classes) 9 a.m. - Noon
 No class on May 27
 \$209 Members / \$232 Non-members

INTERMEDIATE DRAWING STUDIO
Bonnie Lauber-Westover
Skill level: AB, I, AD

Continue fine-tuning technical and observational skills—adding depth, emotion and movement to create stronger drawings with personal perspective. You will explore different media, a variety of approaches and color techniques to enhance your own artistic vision. Request a materials list from the Registrar.

Enrollment limited to 12; ages 16 and up

- D40519 Mondays, February 25 - April 15
 (8 classes) 1 - 4 p.m.
 \$239 Members / \$265 Non-members
- E40519 Mondays, April 22 - June 10
 (7 classes) 1 - 4 p.m.
 No class on May 27
 \$209 Members / \$232 Non-members

SAMPLER SATURDAY: DRAWING
Art Center Faculty
Skill level: ALL

Everyone can learn to draw! Here’s your chance to explore drawing techniques and learn fundamentals in an enjoyable two-hour event. Overcome inhibitions with creative exercises to fill the paper, increase skill and build confidence for a more in-depth drawing class. All materials included.

Enrollment limited to 14; ages 16 and up

- DS40AM19 Saturday, April 13
 (1 class) 10 a.m. - Noon
 \$23 Members / \$25 Non-members



FIBER ARTS

ADVANCED BEGINNER WEAVING
Traudi Bestler
Skill level: AB

This class continues the exploration of hand weaving using Art Center looms. Individual skills will be expanded and different techniques will be introduced depending on class interests. A great class for advanced beginners and those wanting to refresh their weaving skills.

Enrollment limited to 7; ages 16 and up

- D75119Mondays, February 25 - April 15
(8 classes) 9:30 a.m. - 12:30 p.m.
\$239 Members / \$265 Non-members
- E75119Mondays, April 22 - June 10
(7 classes) 9:30 a.m. - 12:30 p.m.
No class on May 27
\$209 Members / \$232 Non-members

INTERMEDIATE WEAVING
Traudi Bestler
Skill level: I

In this class, students continue their exploration of weave structures. The projects and lessons are more challenging and will lead the weaver further down the path of learning. You will become more confident in setting up your loom and making the ideas in your imagination become real. You'll receive help with your projects and experience weaving on a variety of looms.

Enrollment limited to 10; ages 16 and up

- D70019Tuesdays, February 26 - April 16
(8 classes) 9:30 a.m. - 12:30 p.m.
\$239 Members / \$265 Non-members
- E70019Tuesdays, April 23 - June 11
(8 classes) 9:30 a.m. - 12:30 p.m.
\$239 Members / \$265 Non-members



Student enjoying open studio time with a loom

WEDNESDAY WEAVING
Traudi Bestler
Skill level: AD

For people who can warp looms and read drafts independently. This class studies more complex weave structures and often spends one portion studying a new weave structure, followed by individual exploration into a project of choice. Designing using a computer program is also covered.

Enrollment limited to 8; ages 16 and up

- D70419Wednesdays, February 27 - April 17
(8 classes) 9:30 a.m. - 12:30 p.m.
\$239 Members / \$265 Non-members
- E70419Wednesdays, April 24 - June 12
(8 classes) 9:30 a.m. - 12:30 p.m.
\$239 Members / \$265 Non-members

FOLK ART RUG HOOKING
Laurie Lausen
Skill level: ALL

Discover the age-old craft of creating whimsical rugs using fabric strips and a simple hook. You will learn the basics of rug hooking: design techniques including transfer methods, color planning, wool preparation, a variety of finishing techniques, and the rich traditions behind this folk art. Beginning students will work on creating a small mat using one of a variety of kit choices which may be purchased at the first class. Experienced students will work on their own designs and may bring a project in process. Request a materials list from the Registrar. Beginners' kit is an additional \$30 plus tax.

Enrollment limited to 12; ages 16 and up

- D71219Wednesdays, February 27 - April 17
(8 classes) 1 - 4 p.m.
\$239 Members / \$265 Non-members
- E71219Wednesdays, April 24 - June 12
(8 classes) 1 - 4 p.m.
\$239 Members / \$265 Non-members

BEGINNING WEAVING
Traudi Bestler
Skill level: B, AB

This class introduces the pleasures of hand weaving. Using Art Center table looms, you will learn all about setting up and weaving a small project. New weavers may make scarves, table linens, bags or other interesting objects. A variety of twill patterns will be explored. Both beginners and those wanting to refresh their weaving skills are welcome in this group. An additional \$14 materials fee plus tax will be collected from first-time students.

Enrollment limited to 7; ages 16 and up

- D78119Thursdays, February 28 - April 18
(8 classes) 9:30 a.m. - 12:30 p.m.
\$239 Members / \$265 Non-members
- E78119Thursdays, April 25 - June 13
(7 classes) 9:30 a.m. - 12:30 p.m.
No class on May 23
\$209 Members / \$232 Non-members

- > See Also:
- *Hand Woven Tote Basket* page 19
 - *Joy of Felting Scarves* page 17
 - *Joy of Needle Felting* page 19
 - *Springtime Hooked Mat* page 17
 - *Wool Dyeing 101* page 18



Examples of work by our weaving students

GLASS

FUN WITH FUSED GLASS
Diane Petron
Skill level: B, AB, I



This is a fun 4-week project-based class designed for beginning to intermediate levels. We'll start simple and add new techniques each week. Week 1: basics of fusing and small projects such as suncatchers, plant pokes, or wall hangings. Week 2: tiles, paperweights, plates, or a tray. Weeks 3 and 4: landscape, still life, or portrait, done in 2 parts. Projects will be fired after each class. The final project will be fired twice, once after creating the background, and then again after detail has been added on Week 4. All materials and tools will be provided.

Enrollment limited to 10; ages 16 and up

- E92419Saturdays, May 4 - June 1
(4 classes) 12:30 - 3:30 p.m.
No class on May 25
\$193 Members / \$209 Non-members



Detail of glass project

- > See Also:
- *Glass Mosaics* page 18
 - *Gorgeous Glass* page 20

JEWELRY

INTERMEDIATE JEWELRY DESIGN
Danny Saathoff
Skill level: I, AD

Expand on the skills learned in *Beginning Silversmithing and Jewelry Design* through further exploration of familiar skills and the introduction of more advanced techniques including additional stone settings, mixed media and found objects as wearable art. This class will be loosely structured to allow more time to create new pieces, practice and hone your techniques. **Prerequisite:** a MCFTA beginning silver jewelry class or instructor permission. Some materials provided. Project materials purchased by student. Request a materials list from the Registrar.

Enrollment limited to 10; ages 16 and up

- D85719 Mondays, February 25 - April 15
(8 classes) 9:30 a.m. - Noon
\$274 Members / \$300 Non-members
- E85719 Mondays, April 22 - June 3
(6 classes) 9:30 a.m. - Noon
No class on May 27
\$214 Members / \$234 Non-members

- > **See Also:**
- **Bead Weaving: Peyote Stitch Basics page 17**
 - **Bezel Peyote Stitch Cabochon page 17**
 - **Charming Metal Clay Molds page 18**
 - **Free-form Peyote Stitch Bracelet page 17**
 - **Say it in Silver Metal Clay Jewelry page 18**
 - **Silver and Glass Metal Clay Designs page 18**
 - **Silver Leaf Metal Clay Jewelry page 18**

BEGINNING SILVERSMITHING AND JEWELRY DESIGN
Danny Saathoff
Skill level: B, AB

Learn to work with silver and other metals to create fine jewelry, exploring metal fabrications, soldering, stone setting, cold connections and many more techniques. Beginners will be guided through basic techniques and can expect to complete at least one project by the end of the course. We will also discuss the essential equipment to continue work outside of the classroom. Bring a sketchbook. Most materials provided.

Enrollment limited to 10; ages 16 and up

- D83219 Mondays, February 25 - April 15
(8 classes) 12:30 - 3 p.m.
\$294 Members / \$320 Non-members
- E83219 Mondays, April 22 - June 3
(6 classes) 12:30 - 3 p.m.
No class on May 27
\$234 Members / \$254 Non-members

COPPER CLAY CREATIONS
Sarah Bober
Skill level: ALL



Learn to make jewelry with copper metal clay, a flexible medium that can be rolled, stamped, cut, and manipulated like traditional clay. Finished pieces are kiln or torch fired to become almost pure copper. Copper employs the same techniques as silver metal clay but is a less expensive alternative. Students will learn multiple techniques to create a variety of pieces of their own design. Class fee includes Art Clay Copper for all classes, gemstones, and patinas.

Enrollment limited to 12; ages 16 and up

- D86219 Thursdays, March 7 - 28
(4 classes) 6 - 9 p.m.
\$193 Members / \$209 Non-members

LECTURE

MCFTA ARTS BOOK CLUB:
APRIL 2019
Curt Paulsen, Mara Miller
Skill level: ALL

Come explore creativity and artistic ideas through open discussion around books chosen to pique the interest and inspire. There is no cost for participating, but space is limited, so please RSVP with our Registrars to save your spot. Plan on arriving early if you want lunch at the Art Center Café, before the discussion starts.

Enrollment limited to 30; ages 16 and up

- D333L19 Friday, April 19
(1 class) Noon - 1:30 p.m.
\$0 Members / \$0 Non-members

APRIL BOOK: *Diane Arbus: Portrait of a Photographer*
by Arthur Lubow.

“*Diane Arbus* brings to life the full story of one of the greatest American artists of the twentieth century, a visionary who revolutionized photography and altered the course of contemporary art with her striking, now iconic images.”

ABSTRACT CURATORS' TALK AND TOUR
Ellen Richman / Robert Bowman
Skill level: ALL

Interested in contemporary art? Learn more about some of the most vital, exciting work of our time. MCFTA Artist-Instructor Ellen Richman and MCFTA Exhibits Director Robert Bowman will provide a brief history of and context for abstract image-making, talk about the process of curating the exhibit, and discuss approaches for viewing and evaluating abstract imagery, using selected pieces in the show to illustrate these points. Exhibiting artists may attend at no cost (but please RSVP with the Registrars) and are encouraged to talk about their work. Question/answer session at the end.

Enrollment limited to 50; ages 16 and up

- E395L19 Saturday, April 27
(1 class) 10:00 – 11:30 AM
\$9 Members / \$10 Non-members

PAINTING (Acrylics, Oils, Pastels and Mixed-Media)

NEXT STEP: CREATING A SENSE OF PLACE
Holly Nelson
Skill level: AB, I, AD

Create a sense of place and make your compositions balanced and unified. In this next step class you will thoughtfully integrate your subject into a meaningful environment instead of a generic background. You'll explore the concepts of positive/negative space and view examples from art history as well as demonstrations by the instructor. Bring regular drawing or painting materials or request a suggested materials list from the Registrar. **Prerequisite:** a beginning drawing or painting class.

Enrollment limited to 12; ages 16 and up

- D47419 Mondays, February 25 - April 15
(8 classes) 9 a.m. - Noon
\$239 Members / \$265 Non-members

NEXT STEP: INSPIRATION AND PROCESS
Holly Nelson
Skill level: AB, I, AD

Discover processes for inspiring your work and productivity, then integrate them into a finished piece of art. You'll dig into what inspires you (collecting objects, film, pieces of music, etc.) then create artistic studies and process pieces that will result in a final work that is fresh, authentic and personally meaningful. All media welcome (pencils, charcoal, pastels, ink, watercolor, acrylic, oil, mixed media, etc.). Request a materials list from the Registrar. Painting and/or drawing experience required.

Enrollment limited to 12; ages 16 and up

- E47419 Mondays, April 29 - June 10
(6 classes) 9 a.m. - Noon
No class on May 27
\$179 Members / \$199 Non-members

INTRO TO PAINTING [CORE CLASS]
Holly Nelson
Skill level: B, AB

Have you always wanted to learn to paint but aren't sure where to start? In this beginning level class, you will be introduced to basic painting techniques using either acrylic or water-based oil paints. The instructor will take you step by step through a series of painting exercises that will build your skill level and confidence. You will also learn about the fundamentals of color mixing and application. Request a materials list from the Registrar.

Enrollment limited to 12; ages 16 and up

- D46519 Mondays, February 25 - April 15
(8 classes) 1 - 4 p.m.
\$245 Members / \$271 Non-members
- E46519 Mondays, April 29 - June 10
(6 classes) 1 - 4 p.m.
No class on May 27
\$185 Members / \$205 Non-members

Sunset Charlie by Artist-Instructor Holly Nelson

PAINT LIKE THE IMPRESSIONISTS
Michèle Coppin
Skill level: ALL



Combine art history and impressionist painting in this three-week short course. Each week you'll examine the styles, brushstrokes, colors, and techniques of a different impressionist painter (Monet, Cassatt and Cézanne) and then create your own impressionist work. You'll have fun learning about these master painters and trying your hand at the styles they developed. Bring regular painting supplies in the medium of your choice.

Enrollment limited to 12; ages 16 and up

D40419 Tuesdays, April 2 - 16
(3 classes) 9 a.m. - Noon
\$89 Members / \$99 Non-members

INTERMEDIATE/ADVANCED PAINTING STUDIO
Dorothy Odland
Skill level: I, AD

Understand more about the process of making art and developing personal style using oil, acrylic or watercolor. Work at your own pace with individual instruction in this open studio format class. Bring paints, brushes and painting surface to the first class.

Enrollment limited to 17; ages 16 and up

D41419 Tuesdays, February 26 - April 16
(8 classes) 9:30 a.m. - 12:30 p.m.
\$239 Members / \$265 Non-members

E41419 Tuesdays, April 23 - June 11
(8 classes) 9:30 a.m. - 12:30 p.m.
\$239 Members / \$265 Non-members

PASTEL LANDSCAPE
Cynthia Kath
Skill level: AB, I, AD

The focus of this class is to understand pastels and help you find, trust and enrich your own artistic voice through this wonderful medium. Study the techniques of master artists to learn how value, composition, style and color turn into great works of art. Discover the luminosity of this pure pigment and capture the spirit of pastels. Request a materials list from the Registrar.

Enrollment limited to 11; ages 16 and up

D47519 Tuesdays, March 5 - April 16
(7 classes) 9:30 a.m. - 12:30 p.m.
\$209 Members / \$232 Non-members

E47519 Tuesdays, April 23 - June 11
(7 classes) 9:30 a.m. - 12:30 p.m.
No class on May 28
\$209 Members / \$232 Non-members

BEGINNING/INTERMEDIATE PAINTING STUDIO
Dorothy Odland
Skill level: B, AB, I

Learn the basics or brush up on rusty skills. Work in oil, acrylic or watercolor to explore color and personal style. Work at your own pace with individual instruction in this open studio format class. Bring paints, brushes and painting surface to the first class.

Enrollment limited to 16; ages 16 and up

D41519 Tuesdays, February 26 - April 16
(8 classes) 1 - 4 p.m.
\$239 Members / \$265 Non-members

E41519 Tuesdays, April 23 - June 11
(8 classes) 1 - 4 p.m.
\$239 Members / \$265 Non-members

FLOWER PAINTING IN FRENCH
Michèle Coppin
Skill level: ALL

Relax and paint flowers surrounded by colorful blooms and a French ambiance. Listen to French music and enjoy the color (des couleurs) and fragrance of fresh cut flowers (les fleurs) while capturing their beauty in art. Speak in French or learn a few French words to add to the atmosphere. Bring your paint or pastel materials. Beginners, request a material list from the Registrar.

Enrollment limited to 12; ages 16 and up

E44719 Tuesdays, April 30 - May 14
(3 classes) 1 - 4 p.m.
\$89 Members / \$99 Non-members

ALL LEVELS PAINTING STUDIO
Dorothy Odland
Skill level: ALL

Enjoy a relaxed painting atmosphere in this evening studio format class. Learn basics or brush up on rusty skills. Work in oil, acrylic or watercolor to explore color and personal style. Work at your own pace with individual instruction. Bring paints, brushes and painting surface to the first class.

Enrollment limited to 16; ages 16 and up

D41619 Tuesdays, February 26 - April 16
(8 classes) 6:30 - 9:30 p.m.
\$239 Members / \$265 Non-members

E41619 Tuesdays, April 23 - June 11
(8 classes) 6:30 - 9:30 p.m.
\$239 Members / \$265 Non-members

CREATIVE COLLAGE AND MIXED MEDIA
Bryan Holland
Skill level: ALL

Explore a variety of media, collage and image transfer techniques to create unique works of art. You'll see demonstrations of techniques, receive individualized direction and have time to explore creating and working in layers. Discussions of artwork by artists working in collage and mixed media will add inspiration. Past participants are welcome to work on individual projects (such as incorporating their own original drawing or painting) with instructor guidance. Some supports and materials will be provided. Request materials list from the Registrar.

Enrollment limited to 12; ages 16 and up

D45919 Wednesdays, February 27 - April 10
(7 classes) 9 a.m. - Noon
\$234 Members / \$257 Non-members

LET'S PAINT TOGETHER!
Tracie Thompson
Skill level: B, AB



Want an easy, paint-along class for learning oils or acrylics? This structured class is it! Everyone makes the same painting following Artist-Instructor Tracie Thompson, who will show you the way. Written notes will be given for each step, so you can remember what you did. Class begins with a very simple prairie landscape and continues with a more complex piece afterward. Request a materials list from the Registrar.

Enrollment limited to 10; ages 16 and up

D46819 Thursdays, February 28 - April 18
(8 classes) 9:30 a.m. - 12:30 p.m.
\$239 Members / \$265 Non-members



Summer's Finale by Artist-Instructor Cynthia Kath



Trans Atlantic by Artist-Instructor Bryan Holland

LANDSCAPE AND NATURE PAINTING
Michele Combs
Skill level: AB, I, AD

Paint something you love and focus on achieving its essence. Capture a moment: the glow of an evening sunset, fog lifting over a river, children running through the grasses, or a sunlit flower. The instructor will help you develop and strengthen your skills in composition, value, color, and general artistry. Work at your own pace with individualized instruction. Bring your oil or acrylic paints and painting surface to the first class.

Enrollment limited to 12; ages 16 and up

- D48119 Thursdays, March 14 - April 18
(6 classes) 9:30 a.m. - 12:30 p.m.
\$179 Members / \$199 Non-members
- E48119 Thursdays, April 25 - May 30
(6 classes) 9:30 a.m. - 12:30 p.m.
\$179 Members / \$199 Non-members

DRAW AND PAINT FROM PHOTOS
Tracie Thompson
Skill level: ALL

Learn to use your favorite photos as the basis for beautiful drawings and paintings using the medium of your choice. You will learn how to transfer images onto a canvas and how to think about the overall composition including editing and adding elements that will improve the final piece. Lots of demonstrations and time to work on your art. Request a materials list from the Registrar. Bring five photos to the first class. Students interested in pet portraits are encouraged to join.

Enrollment limited to 9; ages 16 and up

- D41019 Thursdays, February 28 - April 18
(8 classes) 1 - 4 p.m.
\$239 Members / \$265 Non-members
- E41019 Thursdays, April 25 - June 13
(8 classes) 1 - 4 p.m.
\$239 Members / \$265 Non-members

COMPREHENSIVE COLOR - OIL AND ACRYLIC
Michele Combs
Skill level: ALL

Create color charts based on the recommendations of artist Richard Schmid and expand your color vocabulary by leaps and bounds. You will increase your awareness of value and develop color boards that will be useful every time you paint. This is not a color theory class but deals with the how-to's of using your paint.

Enrollment limited to 12; ages 16 and up

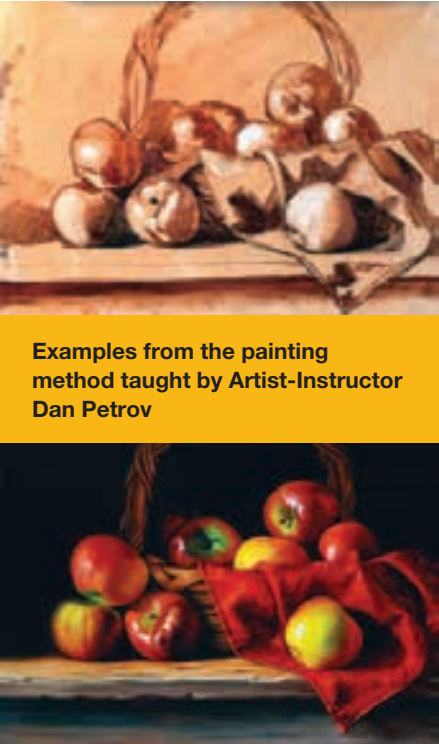
- D42819 Thursdays, March 14 - April 18
(6 classes) 1 - 4 p.m.
\$179 Members / \$199 Non-members

RENAISSANCE AND FLEMISH OIL PAINTING METHOD
Dan Petrov
Skill level: ALL

Learn a method of layering paint that the Flemish and Renaissance masters used. During the first class, the “imprimatura” layer will be explained and demonstrated and you will complete a basic rendering by drawing with a brush. In the subsequent classes you will learn to paint in layers developing distinctive values and creating a high level modeling in gray. Lastly you will learn to glaze on color with attention to the gradation of the edges and the development of half-tones and highlights. All levels welcome. Request a materials list from the Registrar.

Enrollment limited to 10; ages 16 and up

- D41319 Thursdays, February 28 - April 18
(8 classes) 6 - 9 p.m.
\$239 Members / \$265 Non-members
- E41319 Thursdays, April 25 - June 13
(8 classes) 6 - 9 p.m.
\$239 Members / \$265 Non-members



Examples from the painting method taught by Artist-Instructor Dan Petrov

CONTEMPORARY ABSTRACT PAINTING
Ellen Richman
Skill level: ALL

This course presents contemporary abstract painting in acrylic or oil with an emphasis on formal aspects: color, composition and value. You will expand your knowledge of medium and techniques, while developing your personal style. Students work at their own pace on a series of abstract paintings. New students, please request a materials list from the Registrar.

Enrollment limited to 15; ages 16 and up

- D49719 Fridays, March 1 - April 19
(8 classes) 9:30 a.m. - 12:30 p.m.
\$239 Members / \$265 Non-members
- E49719 Fridays, April 26 - June 14
(8 classes) 9:30 a.m. - 12:30 p.m.
\$239 Members / \$265 Non-members

SAMPLER SATURDAY: PAINTING
Art Center Faculty
Skill level: ALL

Wondering if you'd enjoy a painting class? Explore painting techniques and learn fundamentals through clever exercises with acrylics to gain a feel for the medium and increase confidence and skill in a fun two-hour event. All materials provided.

Enrollment limited to 13; ages 16 and up

- DS45PM19 Saturday, April 13
(1 class) 1:30 - 3:30 p.m.
\$23 Members /
\$25 Non-members

- > **See Also:**
- ***Adding Texture with Paperclay* page 19**
 - ***Drawing for Painters* page 9**
 - ***Encaustic Painting* page 17**
 - ***Flower Pot Painting* page 20**
 - ***Mat Cutting Basics* page 18**
 - ***Spring Mix: Fiber & Paint* page 20**

PAINTING (Watercolors)

ROCKY LANDSCAPES IN WATERCOLOR
Catherine Hearingd
Skill level: AB, I

From the North Shore to the Southwest, rocks and outcrops are a magnificent part of the landscape. We often perceive them as brown, gray and dark, but in reality they catch the light of the sun on their surfaces and reflect numerous colors. You'll learn to see rocks differently by using shape and value to describe them, and by using creative color make them interesting and beautiful to look at. Concepts of negative space, intensity and value will be stressed in this AB-I level class.

Enrollment limited to 12; ages 16 and up

- D45219 Mondays, February 25 - April 15
(7 classes) 9 a.m. - Noon
No class on March 11
\$209 Members / \$232 Non-members

FARMER'S MARKET WATERCOLOR
Catherine Hearingd
Skill level: AB, I

A farmer's market is a perfect venue for exploring the colors, forms and shadows of fruits, vegetables, flowers and figures. In this AB-I level class, you'll learn how to view a subject as a series of shapes and values as well as how to crop and design a good composition from photos taken at an open market.

Enrollment limited to 12; ages 16 and up

- E45219 Mondays, April 22 - May 20
(5 classes) 9 a.m. - Noon
\$149 Members / \$166 Non-members

PAINTING IN A SERIES WATERCOLOR
Catherine Hearingd
Skill level: I, AD

Work in a series to explore an idea, subject or concept from different perspectives. In this I-AD level class, you'll create a collection of paintings with a common theme and learn to push your ideas further, creating greater nuance and a variety of compositions. (Think Monet's waterlilies and haystacks.) Plan on finishing at least three paintings in a series and hopefully leave the class with ideas for more and a body of work that will show well together.

Enrollment limited to 12; ages 16 and up

- D47919 Mondays, February 25 - April 15
(7 classes) 12:30 - 3:30 p.m.
No class on March 11
\$209 Members / \$232 Non-members

STILL LIFE WITH FABRICS WATERCOLOR

Catherine Hearingd
Skill level: I, AD



Add a level of interest to any still life painting by including fabric. Start with some favorite objects then add a contrasting or complementary fabric to create an engaging composition. You'll learn how to paint the soft folds of fabric to create contrast against the hard edges of your subject and how to add shadows and glazes for depth and dimension.

Enrollment limited to 12; ages 16 and up

E47919 Mondays, April 22 - May 20
(5 classes) 12:30 - 3:30 p.m.
\$149 Members / \$166 Non-members



Lower Basswood Falls by Artist-Instructor Catherine Hearingd

PAINTING WITH GOUACHE

Fred Dingler
Skill level: B, AB, I

Gouache (pronounced Gwash) is a very bright and opaque water medium that works well for any art style or technique. It can be used with watercolors and works as a wash. It can act like acrylic and be painted in layers light over dark. Great for realistic work and more stable surfaces such as illustration board. In this class you will explore this wonderful, but lesser-known water media and learn why it has been called a super paint. Request a materials list from the Registrar and bring photo reference materials.

Enrollment limited to 12; ages 18 and up

D40019 Tuesdays, February 26 - April 16
(8 classes) 1 - 4 p.m.
\$239 Members / \$265 Non-members

E40019 Tuesdays, April 23 - June 11
(8 classes) 1 - 4 p.m.
\$239 Members / \$265 Non-members

WATERCOLOR I: WORKING FROM PHOTOS

Sonja Hutchinson
Skill level: AB

This class is for advanced beginner watercolor artists who want to start working on their own subject matter using photographic reference materials. You'll learn compositional design and develop a point of view for each piece. You will practice simplifying visual elements and value planning to help achieve your vision. Students will receive individual coaching and work at their own pace while applying their core watercolor skills to new works.

Enrollment limited to 12; ages 16 and up

D45319 Wednesdays, February 27 - April 17
(8 classes) 9:30 a.m. - 12:30 p.m.
\$239 Members / \$265 Non-members

E45319 Wednesdays, April 24 - June 12
(8 classes) 9:30 a.m. - 12:30 p.m.
\$239 Members / \$265 Non-members



Red Roof by Artist-Instructor Fred Dingler

CONTEMPORARY BOTANICALS II

Suz Galloway
Skill level: I, AD

This class is designed for intermediate to advanced level students who wish to pursue individual projects in the American style of botanical art. Each student will select a botanical subject and develop their painting or drawing through plant selection, process drawings, composition, and color and value development with guidance from the instructor. The instructor will introduce painting and drawing methods, techniques, design and current literature as needed. Bring your watercolor supplies and hot-pressed paper. **Prerequisite:** watercolor painting experience or *Contemporary Botanicals I*.

**Enrollment limited to 15;
ages 16 and up**

E45119 Wednesdays, April 24 - June 12
(8 classes) 9:30 a.m. - 12:30 p.m.
\$239 Members /
\$265 Non-members

BEGINNING WATERCOLOR [CORE CLASS]

Sonja Hutchinson
Skill level: B

Learn the unique techniques of watercolor painting in this class designed for the first-time watercolor artist and those wishing for a basic refresher course. You will be introduced to watercolor materials, methods and color mixing. Each class will begin with a new topic and demonstration, followed by a project designed to reinforce the presented skills. This will be a fun, hands-on class that will hook you on the art of watercolor painting. Request a materials list from the Registrar. Some materials provided.

Enrollment limited to 12; ages 16 and up

D42119 Wednesdays, February 27 - April 17
(8 classes) 1 - 4 p.m.
\$264 Members / \$290 Non-members

NATURE AND FOOD ILLUSTRATION

William Reynolds
Skill level: AB, I



Learn to render food, flora and fauna with watercolor and/or colored pencils. Emphasis on visual storytelling. Subject matter may be idealized and/or heavily stylized vs. simply rendered in a traditional sense. You will build observational and visual interpretation skills and create eye-catching compositions. Previous drawing experience recommended. Request a materials list from the Registrar.

Enrollment limited to 12; ages 16 and up

D45419 Wednesdays, February 27 - April 17
(8 classes) 1 - 4 p.m.
\$239 Members / \$265 Non-members

CONTEMPORARY BOTANICALS I

Suz Galloway
Skill level: AB, I

Learn how to draw and paint botanical subjects in the contemporary American style. Beginning students will draw a leaf focusing on contours and vein structure, moving on to twigs and seedpods. Intermediate students will select a botanical subject and work on process drawings, composition, value development and/or an introduction of botanical painting. Explore colored pencils if interested. The instructor will introduce methods, techniques and design as needed. New students please request a materials list from the Registrar. **Prerequisite:** *Drawing Basics* or *Beginning Watercolor*. Continue your botanical studies with *Contemporary Botanicals II*.

**Enrollment limited to 15;
ages 16 and up**

E48019 Wednesdays, April 24 - June 12
(8 classes) 1 - 4 p.m.
\$239 Members / \$265 Non-members

WATERCOLOR TECHNIQUES: FLORAL EXPRESSIONS

Sonja Hutchinson
Skill level: AB



Use clean color and simple shapes to create bold floral paintings in this class that focuses on advanced beginner watercolor techniques. You'll work on charging-in color and managing edges while painting supplied subject matter. Lots of demonstrations and individual coaching. Bring regular watercolor supplies and Arches 140# cold press paper. **Prerequisite:** *Beginning Watercolor* or equivalent experience.

Enrollment limited to 12; ages 16 and up

E43319 Wednesdays, April 24 - June 12
(8 classes) 1 - 4 p.m.
\$239 Members / \$265 Non-members



Fruit Tarte by Artist-Instructor William Reynolds

WATERCOLOR III: STUDIO
Catherine Hearing / Suz Galloway
Skill level: I, AD

In this intermediate to advanced studio format class, each artist will be working on an individual project. Subject matter may include still life setups, photographic reference material, imaginative images or abstraction. Individual critiques and instruction will help guide students in their personal artistic journeys. Bring watercolor supplies to the first class. **Prerequisite:** *Watercolor II* or instructor’s permission.

Enrollment limited to 15; ages 16 and up

- D42419 Thursdays, February 28 - April 18
Catherine Hearing
(8 classes) 9:30 a.m. - 12:30 p.m.
\$239 Members / \$265 Non-members
- E42419 Thursdays, April 25 - June 13
Suz Galloway
(8 classes) 9:30 a.m. - 12:30 p.m.
\$239 Members / \$265 Non-members

WATERCOLOR II: REFINING SKILLS
Catherine Hearing / Suz Galloway
Skill level: I

Continue developing skills and personal expression in a course that encourages exploration while increasing familiarity with watercolor techniques through instructor demonstration. General emphasis will be on individual confidence and growth. Bring watercolor supplies to the first class. **Prerequisite:** *Watercolor I*, or equivalent, or instructor’s permission.

Enrollment limited to 15; ages 16 and up

- D42619 Thursdays, February 28 - April 18
Catherine Hearing
(8 classes) 1 - 4 p.m.
\$239 Members / \$265 Non-members
- E42619 Thursdays, April 25 - June 13
Suz Galloway
(8 classes) 1 - 4 p.m.
\$239 Members / \$265 Non-members

ARTISTIC ILLUMINATIONS AND MONOGRAMS
William Reynolds
Skill level: ALL

Create a stylized letterform or monogram using watercolor or colored pencils. Choose a letter or group of letters significant to you and create an artistic piece rich with imagery, symbolism and visual storytelling. Work in any style from Medieval to Modern. Great for kids’ rooms or as a meaningful wedding, anniversary, or graduation gift. Request a materials list from the Registrar.

Enrollment limited to 12; ages 16 and up

- D48919 Thursdays, March 14 - April 18
(6 classes) 6:30 - 8:30 p.m.
\$119 Members / \$132 Non-members

ART MAPS
William Reynolds
Skill level: ALL

Capture a special place, favorite trip or life journey as an illustrated map. A great addition to travel journals, you’ll use watercolor or colored pencils to create an engaging composition that portrays a place, pathway or timeline that is meaningful to you. Designs may be literal or abstract, realistic or stylized, detailed or simplified. Previous drawing and/or watercolor experience is recommended but not essential. Request a materials list from the Registrar and come to the first class with a subject matter idea and any reference materials that would be helpful.

Enrollment limited to 12; ages 16 and up

- E48919 Thursdays, April 25 - June 13
(8 classes) 6:30 - 8:30 p.m.
\$159 Members / \$177 Non-members



Winona by Artist-Instructor William Reynolds

- > See Also:
- **Child Likeness in Watercolor page 17**
 - **Child Portrait Basics page 17**
 - **Color Triads page 19**
 - **Drawing for Painters page 9**
 - **Fun with Yupo Workshops page 18**
 - **Making and Using a Journal page 19**
 - **Mat Cutting Basics page 18**
 - **Painting Sculptural Forms page 19**
 - **Rescue Painting page 19**
 - **Underpainting and the Disappearing Purple page 19**
 - **Watercolor with a Splash of Abstract page 17**

PHOTOGRAPHY

INTERMEDIATE DIGITAL PHOTOGRAPHY
Carl Beihl
Skill level: I, AD

This class provides greater focus on individual work as you continue to gain competency with your digital camera. Shooting assignments will be given each week, and your digital photos will be reviewed in class. Bring a digital camera (with charged or fresh batteries), memory card and your camera’s manual. You will need a home computer that allows you to download images from your camera and save them to a jump drive (USB memory stick) for class viewing.

Enrollment limited to 10; ages 16 and up

- D61519 Tuesdays, February 26 - April 16
(7 classes) 9 a.m. - Noon
No class on April 9
\$250 Members / \$278 Non-members
- E61519 Tuesdays, April 23 - June 11
(8 classes) 9 a.m. - Noon
\$286 Members / \$318 Non-members

LIGHTROOM FUNDAMENTALS
Alan Shefland
Skill level: B, AB

Learn the basics of Adobe Lightroom, a valuable tool for organizing, editing and sharing your photography. Start by learning how to set up Lightroom, including importing and exporting images. Then explore the seven modules with an emphasis on the Develop module. By the end of the class, you will have the skills to explore the vast potential of Lightroom and make your images come alive. Each student will need to bring a laptop computer running the current operating system along with the current Adobe Lightroom program installed.

Enrollment limited to 10; ages 16 and up

- E67419 Tuesdays, April 30 - June 11
(7 classes) 1 - 4 p.m.
\$250 Members / \$278 Non-members

MAKING PHOTOGRAPHS
Carl Beihl
Skill level: I, AD

This class will help serious amateur and professional photographers find more passion in their work by exploring the narrative, aesthetic and emotional aspects of image making, with an emphasis on simplicity and the use of natural light. Through practical demonstrations, field trips, individual portfolio reviews and studying the work of other photographers, we will refine our views on producing work and balancing the various aspects of a busy life.

Enrollment limited to 10; ages 16 and up

- D61019 Wednesdays, February 27 - April 17
(6 classes) 9:30 a.m. - 12:30 p.m.
No class on April 3 and 10
\$214 Members / \$238 Non-members
- E61019 Wednesdays, April 24 - June 12
(8 classes) 9:30 a.m. - 12:30 p.m.
\$286 Members / \$318 Non-members

ABSTRACT DIGITAL PHOTOGRAPHY
Carl Beihl
Skill level: ALL

Abstract photography creates mood and/or feeling without portraying recognizable objects or scenes. In this class, you will experiment with ways to carry photography beyond realism by playing with scale, removing contextual information and photographing through water or other clear materials. You will explore shadow, blurring techniques and exposure times in order to find your own personal expression and design aesthetic. Color, contrast and composition will be examined through weekly assignments and in-class reviews. Bring a digital camera and examples of your work to the first class.

Enrollment limited to 10; ages 16 and up

- D61119 Wednesdays, February 27 - April 17
(6 classes) 1 - 4 p.m.
No class on April 3, 10
\$214 Members / \$238 Non-members
- E61119 Wednesdays, April 24 - June 12
(8 classes) 1 - 4 p.m.
\$286 Members / \$318 Non-members



Tulips by Artist-Instructor Carl Beihl

ADVANCED BEGINNER
DIGITAL PHOTOGRAPHY

Alan Shefland
Skill level: AB

If you’ve taken *Beginning Digital Photography* and you’re ready to take your craft to the next level but don’t feel quite ready for the *Intermediate Digital Photography* class, this is where you belong. This is where it starts to get serious—and fun! You’ll become more technically competent while honing your artistic skills. Students who have acquired beginning level digital photography skills elsewhere are welcome, but need instructor approval. Please contact the Registrar for more information.

Enrollment limited to 10; ages 16 and up

E66419 Thursdays, May 2 - June 13
(7 classes) 9:30 a.m. - 12:30 p.m.
\$250 Members / \$278 Non-members

- > **See Also:**
- ***The Curious Photographer* page 18**
 - ***Vintage Photo Collage* page 19**



By Artist-Instructor Alan Shefland

BEGINNING DIGITAL
PHOTOGRAPHY

Alan Shefland
Skill level: B, AB

If you’re a beginning photographer and a bit mystified by your digital camera, this class is for you. You’ll start by learning camera basics like aperture, shutter speed, and ISO settings. You’ll move on to learning how to make pictures and to develop your compositional skills. We’ll also discuss lenses and other equipment and how to care for your gear. By the end of the course you’ll be more excited than ever about photography and you’ll own a collection of images that demonstrate your technical and creative growth. Please bring your camera (fully charged) and its manual. The class workbook, *Understanding Photography Field Guide* by Brian Peterson, is optional but strongly recommended.

Enrollment limited to 10; ages 16 and up

E66219 Thursdays, May 2 - June 13
(7 classes) 1 - 4 p.m.
\$250 Members / \$278 Non-members

SCULPTURE

STONE CARVING
BEGINNING/INTERMEDIATE

Susan Lyman
Skill level: ALL

Discover the magic of stone carving. Starting with hand tools and working small in limestone, beginning students will be introduced to the carving process including basic 3-D design concepts. Intermediate students will hone their understanding of the reductive process and sculptural design and be introduced to power and pneumatic tools. First-time students are provided with a limestone block to carve and all necessary tools. Intermediate students may want to discuss their project with the instructor before purchasing materials. You’ll be surprised by the imagery you’ll unlock within the stone.

Enrollment limited to 18; ages 16 and up

D82919 Wednesdays, February 27 - April 17
(8 classes) 12:30 - 3:30 p.m.
\$297 Members / \$329 Non-members

E82919 Wednesdays, April 24 - June 12
(8 classes) 12:30 - 3:30 p.m.
\$297 Members / \$329 Non-members



Carving student at work

- > **See Also:**
- ***Stone Carving Adventure* page 20**

SAMPLER SATURDAY / APRIL 13



DRAWING
Art Center Faculty
Skill level: ALL

Everyone can learn to draw! Here’s your chance to explore drawing techniques and learn fundamentals in an enjoyable two-hour event. Overcome inhibitions with creative exercises to fill the paper, increase skill and build confidence for a more in-depth drawing class. All materials included.

Enrollment limited to 14;
ages 16 and up

DS40AM19 Saturday, April 13
(1 class) 10 a.m. - Noon
\$23 Members /
\$25 Non-members

PAINTING
Art Center Faculty
Skill level: ALL

Wondering if you’d enjoy a painting class? Explore painting techniques and learn fundamentals through clever exercises with acrylics to gain a feel for the medium and increase confidence and skill in a fun two-hour event. All materials provided.

Enrollment limited to 13;
ages 16 and up

DS45PM19 Saturday, April 13
(1 class) 1:30 - 3:30 p.m.
\$23 Members /
\$25 Non-members

KIDS ART EXPLORATION
Carly Gernbacher
Skill level: ALL

In this fun sampler class, we will experiment with a variety of artistic media such as drawing, painting or printmaking. Participants will learn basic art techniques and terminology and have many opportunities to explore their own creative processes and interests.

Enrollment limited to 12; ages 6 to 12

DS10PM19 Saturday, April 13
(1 class) 1:30 - 3:30 p.m.
\$23 Members /
\$25 Non-members

WORKSHOPS FOR ADULTS

JOY OF FELTING: SCARVES TO DYE FOR!
Leslie Granbeck
Skill level: ALL



Two art forms for the price of one! You'll learn silk dyeing basics, safety tips and eco-friendly methods as you dye three silk scarves in the morning. Then after the dyes are set and steamed, you'll learn to apply soft wool and other exotic fibers to create a beautiful Nuno felted scarf. One scarf felted in class. Some physical stamina needed for felting. Dress for mess. Bring three old hand towels, one old bath towel, plastic bag to carry wet items, and an apron (optional). Materials included. Café is open for the half-hour break.

Enrollment limited to 12; ages 16 and up

D774W19 Thursday, February 28
(1 class) 9:30 a.m. - 5:30 p.m.
\$145 Members / \$156 Non-members



Nuno felted scarf by Artist-Instructor Leslie Granbeck

ENCAUSTIC PAINTING: WORKING WITH WAX
Jodi Reeb
Skill level: ALL

In this exciting, one-day experience you will learn encaustic techniques (molten beeswax painting). A brief history and description of encaustic painting will be shared as well as basic supplies and tools, safety, preparation of supports including application of grounds, fusing techniques and paint application. A variety of techniques will be demonstrated such as wax image transfers, mixing your own paint, creating texture and working with masks and stencils. The majority of time will be spent painting. Previous participants may work on individual projects with instructor guidance. All levels welcome. Materials included. Café is open for the half-hour break.

Enrollment limited to 10; ages 16 and up

D438W19 Friday, March 1
(1 class) 9 a.m. - 3:30 p.m.
\$120 Members / \$129 Non-members

WATERCOLOR WITH A SPLASH OF ABSTRACT
Sonja Hutchinson
Skill level: AB, I

This workshop leads students through a process of abstraction from reality. It highlights the freedom and fluidity of watercolor to achieve uniquely inventive paintings. Students will explore color, line, rhythm and shape to reveal a world of new possibilities in their creative expression. Perfect for those wanting to bring new energy to their watercolors. Request a materials list from the Registrar. Café is open for the half-hour break.

Enrollment limited to 12; ages 16 and up

D423W19 Friday, March 8
(1 class) 9:30 a.m. - 4 p.m.
\$71 Members / \$79 Non-members

DRAWING CATS AND DOGS
Tracie Thompson
Skill level: ALL

Love cats and dogs and want to try drawing them? This portrait class will get you started. Learn basic proportions and how to capture those tricky eyes, ears, and noses, as well as simple techniques for depicting fur. You'll go home with notes to help you continue on your own. Bring 11"x14" drawing pad, 12" ruler, vine or willow charcoal, 2B and 6B pencils, a kneaded or white eraser and any drawing materials you enjoy using (optional). Bring a lunch for the half-hour break.

Enrollment limited to 12; ages 14 and up

CATS
D483W19-A Saturday, March 9
(1 class) 9:30 a.m. - 2 p.m.
\$48 Members / \$53 Non-members

DOGS
D483W19-B Saturday, April 6
(1 class) 9:30 a.m. - 2 p.m.
\$48 Members / \$53 Non-members

SPRINGTIME HOOKED MAT
Laurie Lausen
Skill level: ALL



Tulips, birds, baskets, or bunnies, you'll choose your favorite springtime image and learn the basic techniques of rug hooking while creating a small table mat. You'll enjoy this early method of making rugs by pulling loops of wool fabric through a linen backing. All materials included. Café open for the half-hour break.

Enrollment limited to 12; ages 16 and up

D735W19 Saturday, March 16
(1 class) 10 a.m. - 4 p.m.
\$88 Members / \$95 Non-members

CHILD PORTRAIT BASICS IN WATERCOLOR
Georgia Kandiko
Skill level: ALL



Learn about children's facial proportions and how to capture their ruddy complexions in this fun, introduction to watercolor portraiture. You'll explore techniques for getting facial guidelines onto watercolor paper, glazing and managing lost and found edges. The instructor will provide reference materials for the exercises, but bring photos of those special children in your life for the projects along with watercolor supplies and Arches 140# cold press watercolor paper. Café open for the half-hour break.

Enrollment limited to 12; ages 16 and up

D482W19 Tuesday, March 5
(1 class) 9:30 a.m. - 3:30 p.m.
\$69 Members / \$76 Non-members

CHILD LIKENESS IN WATERCOLOR
Georgia Kandiko
Skill level: AB, I



Jump right into painting in this watercolor portrait workshop that will focus on creating a child's likeness and capturing their essence. You'll focus on the values, shapes and soft edges of each unique face and learn about facial curves, shadows and how to avoid flattening facial contours. **Prerequisite:** *Child Portrait Basics in Watercolor* or equivalent. Bring photos of those special children in your life along with watercolor supplies and Arches 140# cold press watercolor paper. Café open for the half-hour break.

Enrollment limited to 12; ages 16 and up

D434W19 Tuesday, March 12
(1 class) 9:30 a.m. - 3:30 p.m.
\$69 Members / \$76 Non-members



Who Let in the Riff-Raff by Artist-Instructor Tracie Thompson

BEAD WEAVING: PEYOTE STITCH BASICS
Cheri Meyer
Skill level: ALL

Learn the ancient technique of off-loom bead weaving using the peyote stitch. You'll enjoy weaving seed beads together using a needle and thread to form beautiful patterns. This introductory class will teach you the basic peyote stitch and you'll create a one, two, or three-color woven design.

Enrollment limited to 10; ages 16 and up

D715W19 Friday, March 8
(1 class) 9 a.m. - 1 p.m.
\$52 Members / \$58 Non-members

E715W19 Friday, April 26
(1 class) 9 a.m. - 1 p.m.
\$52 Members / \$58 Non-members

FREE-FORM PEYOTE STITCH BRACELET
Cheri Meyer
Skill level: AB, I, AD

Weave, mix colors and incorporate beads into a freeform bracelet design that will fit your exact wrist size. In this class, you will build on the basic peyote stitch and learn different designs and an easy closure technique. Take home instructions included. Request a materials list from the Registrar or a kit is available for purchase during class for an additional \$25 plus tax. **Prerequisite:** *Bead Weaving: Peyote Stitch Basics* or equivalent knowledge. Café is open for the half-hour break.

Enrollment limited to 10; ages 16 and up

D716W19 Friday, March 15
(1 class) 9:30 a.m. - 4 p.m.
\$71 Members / \$79 Non-members

BEZEL PEYOTE STITCH CABOCHON
Cheri Meyer
Skill level: AB, I, AD



Use the peyote stitch to make a bezel for a cabochon—a smooth stone flat on one side and domed on the other. This is a fun way to set your favorite semi-precious stones, fused-glass or ceramic pieces into a unique bracelet, necklace, or brooch. You will build on the basic peyote stitch and learn a creative way to set stones without holes or metalworking. Take home instructions included. Request materials list from the Registrar. **Prerequisite:** *Peyote Stitch Basics* or equivalent knowledge.

Enrollment limited to 10; ages 16 and up

D719W19 Friday, March 22
(1 class) 9 a.m. - 1 p.m.
\$48 Members / \$53 Non-members

E719W19 Friday, May 10
(1 class) 9 a.m. - 1 p.m.
\$48 Members / \$53 Non-members

FUN WITH YUPO WORKSHOPS

James Turner
Skill level: ALL



Explore the unique characteristics of Yupo—a smooth inorganic surface that doesn’t absorb paint like regular paper and gives a more intense and liquid look to watercolor washes and colors. Fun to play with, this surface makes lifting easy and offers creative ways to add texture. Café is open for the half-hour break.

Enrollment limited to 12; ages 16 and up

PLAYING WITH ABSTRACTS

Playing with Abstracts will introduce you to Yupo paper and focus on the abstract flowing liquid look of wet-into-wet applications. You will experiment with stamping, texturing and lifting and learn how to go from the crazy accidental abstraction of Yupo to a finished abstract work. This workshop is a foundation for the other two Yupo workshops.

D399W19-A Friday, March 29
(1 class) 9:30 a.m. - 4 p.m.
\$71 Members / \$79 Non-members

INTENTIONAL PAINTING

Intentional Painting will explore creating representational art using Yupo while taking advantage of this unique surface. Subject matter can be anything you want but expect an element of abstraction and experimentation. This is a great way to step out of your comfort zone, try new techniques and add textures. Bring photo reference materials and your imagination. *Playing with Abstracts* or similar experience with Yupo paper is recommended before taking this workshop.

D399W19-B Friday, April 5
(1 class) 9:30 a.m. - 4 p.m.
\$71 Members / \$79 Non-members

WATERSCAPES

Waterscapes will focus on landscape painting involving a body of water. Moving water is especially suited for Yupo painting due to its flowing liquid look and the ability to easily lift paint and create highlights even in dark areas. *Playing with Abstracts* or similar experience with Yupo paper is recommended before taking this workshop.

D399W19-C Friday, April 12
(1 class) 9:30 a.m. - 4 p.m.
\$71 Members / \$79 Non-members



INTRO TO ILLUSTRATION [ONE-DAY]

William Reynolds
Skill level: ALL

Learn to tell a story with your art. You’ll learn a process for creating a concept and image designed for print media. Fun and perfect for artists who like to creatively solve puzzles. Request a materials list from the Registrar. Drawing experience is recommended.

Enrollment limited to 12; ages 16 and up

D407W19 Saturday, March 23
(1 class) 9:30 a.m. - 4 p.m.
\$71 Members / \$79 Non-members

WOOL DYEING 101

Laurie Lausen
Skill level: ALL



Explore several methods for dyeing wool including immersion, gradation, dip-dyeing techniques and more. You’ll learn how to safely use acid-dyes specific for protein fibers. All wool-workers will benefit from this hands-on colorful workshop. Dress for mess and bring rubber gloves, a towel, apron, wool fabric or clean fleece, and plastic bags for bringing wet samples home. All dyes, some wool fabric, and class notebook included. Café is open for the half-hour break.

Enrollment limited to 10; ages 16 and up

D761W19 Friday, April 5
(1 class) 10 a.m. - 4 p.m.
\$91 Members / \$98 Non-members

THE CURIOUS PHOTOGRAPHER

Anne Groton
Skill level: ALL



Expand your photography skills and capture what piques your interest in this hands-on digital photography workshop. Starting with a field trip, you will choose a theme and explore new ideas and techniques with instructor guidance at the chosen location. The second week’s class will be sharing and getting feedback on your work. Field trip location will be coordinated by the instructor with registered students prior to the first class. Bring your camera and favorite lenses, camera cords, full or extra battery, a flash drive and your camera’s manual. A great way to make time for your art and learn something new.

Enrollment limited to 10; ages 16 and up

D628W19 Mondays, April 8 and 15
(2 classes) 9:30 a.m. - 12:30 p.m.
\$86 Members / \$96 Non-members

Raven (Best in Show at the Minnesota Watercolor Society 2018 Spring Exhibition) by new Artist-Instructor James Turner

METAL CLAY WORKSHOPS

Sarah Bober
Skill level: All



You’ll work with metal clay in a variety of ways through these workshops. Metal clay feels and works much like regular clay. However, after it is fired, the organic binders burn away, leaving you with a pure metal piece. Items will be fired by the instructor after class and available for pick up one week after the class date.

Enrollment limited to 12; ages 16 and up

SILVER AND GLASS DESIGNS

Incorporate dichroic glass into your metal clay designs for a magnificently vibrant effect. You’ll work with metal clay using stamps and various textures to create a pendant and earrings set (or several pendants) with dichroic cabochon embellishments. All materials included. No soldering or power tools required.

Enrollment limited to 12; ages 16 and up

D863W19 Saturday, April 13
(1 class) 12:30 - 3:30 p.m.
\$93 Members /
\$98 Non-members

GLASS MOSAICS

Julie Vogl
Skill level: ALL

Discover the art of making mosaics. Bring your creativity and learn to clip and cut glass and apply grout to your own original design. We will be working with stained glass as the primary material to create two mosaic works of art. Feel free to bring any small treasures (buttons, beads, single earrings) you may want to incorporate into your art (optional). Materials included.

Enrollment limited to 10; ages 16 and up

D969W19 Tuesdays, April 9 and 16
(2 classes) 1 - 4:30 p.m.
\$121 Members / \$132 Non-members

E969W19 Tuesday, May 21 and Thursday, May 23
(2 classes) 1 - 4:30 p.m.
\$121 Members / \$132 Non-members

SAY IT IN SILVER

You’ll use silver metal clay to create personalized jewelry with a monogram or favorite saying. Your design can be elegant, funky, sweet, or anything in between. All materials included. No soldering or power tools required. Finished pieces are pure silver.

E867W19 Saturday, April 27
(1 class) 9:30 a.m. - 12:30 p.m.
\$93 Members /
\$98 Non-members

CHARMING MOLDS

Molds are a great way to convert designs and textures into wearable art. You’ll make reusable silicone molds from vintage buttons to create silver charms for pendants, earrings, or bracelets. Learn basic metal clay techniques, how to embed jump rings, and how to set gemstones in your design.

E864W19 Thursday, June 13 NEW DATE
(1 class) 6 - 9 p.m.
\$93 Members /
\$98 Non-members

SILVER LEAF JEWELRY

Transform real leaves into one-of-a-kind pure silver jewelry. You’ll learn basic metal clay techniques including how to work with the clay, refine it, and create your design. Class fee includes 20g of Art Clay Silver, gemstones, and findings.

E865W19 Saturday, June 15
(1 class) 9:30 a.m. - 12:30 p.m.
\$93 Members /
\$98 Non-members

MAT CUTTING BASICS

Georgia Kandiko
Skill level: ALL

Learn how to measure and cut mats for your artwork. Participants will share Art Center mat cutters (or bring your own if you have one) and learn techniques for cutting standard or custom sized mats. Tips on fixing slight mistakes or imperfections on the mat board will be covered as well as the basics of putting together a metal frame. Bring artwork you wish to mat and special or specific mat board you wish to use. Instructor will provide scrap mat board for practice. Café is open for the half-hour break.

Enrollment limited to 12; ages 16 and up

E205W19 Tuesday, April 23
(1 class) 9:30 a.m. - 3:30 p.m.
\$69 Members / \$76 Non-members

**COLOR TRIADS
WATERCOLOR**
Catherine Hearingd
Skill level: ALL



If you’ve wondered “Why are my violets murky?” or “Why are my greens dull?” this daylong workshop will show you how a small color shift can make a huge difference in your color mixture. Starting with a simplified palette, you’ll explore different color triads, a bit of color theory and find out which colors are compatible. You’ll learn to mix beautiful violets, lovely greens, brilliant oranges and low intensity colors for mood-based painting. Request a materials list from the Registrar. The Café is open for the half-hour break.

Enrollment limited to 12; ages 16 and up

E432W19 Friday, May 3
(1 class) 9 a.m. - 3:30 p.m.
\$71 Members / \$79 Non-members

JOY OF NEEDLE FELTING
Leslie Granbeck
Skill level: ALL

Learn to make felted jewelry, ornaments, flowers and embellishments with no knitting or water. Using colorful wool fibers and special barbed needles (yes, they’re sharp!) you’ll learn how to create a variety of 2-D and 3-D felted art. You’ll be amazed at the possibilities. Bring a pair of sharp scissors. Café is open for the half-hour break.

Enrollment limited to 10; ages 16 and up

E777W19 Friday, May 3
(1 class) 10 a.m. - 3 p.m.
\$75 Members / \$81 Non-members

**RESCUE PAINTING FOR
WATERCOLOR ARTISTS**
Catherine Hearingd
Skill level: ALL

Don’t give up on that painting yet. Find out how to rescue it. Sometimes you need a pair of trained eyes to help you see and fix a problem painting. In this class you will bring in unfinished paintings and learn to analyze issues and problem solve solutions. Don’t despair. Most paintings can be improved with a small amount of effort. Bring your regular watercolor supplies and two to four unfinished watercolor paintings. Café is open for the half-hour break.

Enrollment limited to 12; ages 16 and up

E491W19 Friday, May 10
(1 class) 9 a.m. - 3:30 p.m.
\$71 Members / \$79 Non-members

**INTRODUCTION TO FLOWER
ARRANGING**
Lee Persell
Skill level: ALL

Have you ever looked at a vase and wanted to do more than plunk a bouquet of store bought flowers into it? This class will introduce you to the art of flower arranging by breaking down the arrangement into its basic structure: line, shape, color, balance, proportion and texture. Find out why “less is more” and how not to pillage your entire garden for a single bouquet. We will also discuss the use of non-floral elements. Bring a vase or vessel (can be glass, ceramic, or other material) and garden shears or hand pruner.

Enrollment limited to 10; ages 16 and up

E319W19 Friday, May 17
(1 class) 1 - 3:30 p.m.
\$48 Members / \$51 Non-members




VINTAGE PHOTO COLLAGE
Patty Carmody Smith
Skill level: ALL



Transform an old family photo into a mixed media gem. We’ll make black and white copies of your photos and ephemera (letters, journals, recipe cards, etc.) and create a collage with them. Applied layers of tissue paper, acrylic mediums and transparent paint will transform your keepsakes into a personal work of art with a story. Request a materials list from the Registrar. Some materials provided. Bring a lunch for the half-hour break.

Enrollment limited to 10; ages 16 and up

E869W19 Saturday, May 18
(1 class) 9:30 a.m. - 4 p.m.
\$86 Members / \$94 Non-members



**PAINTING SCULPTURAL
FORMS IN WATERCOLOR**
Sonja Hutchinson
Skill level: I

Learn techniques to create beautiful antique effects on sculpted forms. Your paintings will come to life through a combination of exciting wet-into-wet paint application, carved out lights, molded edges and glazing finishes. The earthy, weathered effects you’ll create may inspire new approaches for painting rocky scenes, figures and buildings. Reference materials will be supplied. Bring regular watercolor supplies, one to two quarter sheets of Arches 140# cold press watercolor paper (11"x15") and raw umber paint. Café is open for the half-hour break.

Enrollment limited to 12; ages 16 and up

E444W19 Friday, May 31
(1 class) 9:30 a.m. - 4 p.m.
\$71 Members / \$79 Non-members

**UNDERPAINTING AND THE
DISAPPEARING PURPLE**
Julie Allen
Skill level: AB, I

Discover the technique of underpainting with variations of warm and cool purples. Then glaze your transparent watercolors over the purple to create beautiful values, dimension and luminosity. One of Julie Allen’s favorite tools for creating powerful watercolors, you will love this unique painting method! Request a materials list from the Registrar. Café is open for the half-hour break.

Enrollment limited to 12; ages 16 and up

E485W19 Monday, June 3
(1 class) 9:30 a.m. - 4 p.m.
\$74 Members / \$82 Non-members

**ADDING TEXTURE WITH
PAPERCLAY**
Patty Carmody Smith
Skill level: ALL



Add texture to your paintings and collages with Creative Paperclay, an air-drying material that can be rolled, sculpted and textured. You’ll spend the morning creating a collage on a board or other firm substrate and then add elements of texture in the afternoon. Final painting can be done at your leisure when the surface is dry. Demonstrations will include some paper making and collage techniques as well as how to create bas-relief elements. Request a materials list from the Registrar. Some materials included. Café is open for the half-hour break.

Enrollment limited to 12; ages 16 and up

E883W19 Tuesday, June 4
(1 class) 9:30 a.m. - 4 p.m.
\$81 Members / \$89 Non-members

**HAND WOVEN TOTE
BASKET**
Debra Johnson
Skill level: ALL



Make a highly functional tote basket that you’ll enjoy using with your choice of handle lengths and colors! You’ll learn about weaving with reed, plain weaving techniques, working with dyed reed, shaping and basket rimming. All levels welcome. Request a materials list from the Registrar. Café is open for the half-hour break.

Enrollment limited to 10; ages 16 and up

E741W19 Fridays, June 7 and 14
(2 classes) 9:30 a.m. - 3 p.m.
\$157 Members / \$170 Non-members



**MAKING AND USING
A WATERCOLOR JOURNAL**
Georgia Kandiko
Skill level: ALL



Create an easy to make paint-and-go journal and start capturing the places you visit with an artist’s eye. You’ll learn to make a journal with easily removable pages and how to create a paint setup perfect for traveling. Then spend the afternoon creating one to three small paintings for your journal at nearby Noerenberg Gardens (weather permitting; bad weather at MCFTA). You’ll improve your sketching and watercolor skills and be ready to start rendering the world around you. Bring 1 full sheet Arches 140# cold press paper and regular watercolor supplies. Mat board for the journal covers will be supplied. Additional supplies like pens, ink, crayons, etc. are welcome but not required. Bring a lunch for the half-hour break.

Enrollment limited to 12; ages 16 and up

E449W19 Saturday, June 15
(1 class) 9:30 a.m. - 3:30 p.m.
\$69 Members / \$76 Non-members

WORKSHOPS FOR FAMILIES

CLAY FAIRY HOUSE
Krissy Catt
Skill level: ALL

In this family workshop you will make a fanciful fairy house perfect for your garden. Some fairies live in toadstool mushrooms; others live in twig forts. Our fairy homes will be crafted out of clay that looks just like a real mushroom or branch. You will handbuild and sculpt details like windows and doors for your fairy house. Then, decorate and paint your pottery with a colorful slip. Because of the bisque and glaze firing process, projects will be ready for pickup three weeks after the class.

Enrollment limited to 16; Children with adult, ages 5+. Prices are per person.

D071W19 Saturday, March 23
(1 class) 10 a.m. - Noon
\$37 Members / \$40 Non-members



CLAY FLOWER POT
Krissy Catt
Skill level: ALL

This family workshop is for everyone who loves a garden. Create a flower pot that will be perfect for your favorite flower or plant. You will learn handbuilding techniques to build your pot, and then decorate and personalize it to make it your own. You will paint your pottery with a colorful slip to finish. Because of the bisque and glaze firing process, projects will be ready for pickup three weeks after the class.

Enrollment limited to 16; Children with adult, ages 5+. Prices are per person.

E061W19 Saturday, May 4
(1 class) 10 a.m. - Noon
\$37 Members / \$40 Non-members

FLOWER POT PAINTING
Jenny Stice
Skill level: ALL

In this family workshop, terra cotta flower pots will be our canvas. You will design and paint a spring theme, or a subject of your choosing, in this mixed-media painting class. When your painting is complete, you will prepare your pots with soil and then scatter seeds inside. This makes a nice gift for Mother's Day!

Enrollment limited to 12; Children with adult, ages 5+. Prices are per person.

E139W19 Saturday, May 11
(1 class) 1:30 - 3:30 p.m.
\$24 Members / \$26 Non-members

MULTIGENERATIONAL WORKSHOPS

STONE CARVING ADVENTURE
Frank Picos
Skill level: ALL

In this multigenerational class, learn the techniques of a stone sculptor by carving, filing and sanding limestone blocks into artistic images. Projects may include freestanding sculptures, candleholders or bookends. These art pieces will last a lifetime. Must wear closed-toe shoes to class. Instructor is available following class for open studio time or questions. Please note that arrival time to class is flexible.

Enrollment limited to 10; ages 10 to adult

D15119 Tuesdays, February 26 - March 19
(4 classes) 4:30 - 6:30 p.m.
\$105 Members / \$116 Non-members

SPRING MIX: FIBER & PAINT
Jennifer Swift
Skill level: ALL

In this multigenerational workshop, create acrylic paintings celebrating the new growth on trees and in gardens. You'll get a refresher on handling brushes and color mixing to achieve vivid color combinations. Next, you will add fiber touches to your piece delving into our stash of yarn and fabric. Your piece will be embellished with an assortment of mixed media including decorative papers, trinkets, beads and wire.

Enrollment limited to 12; ages 9 to adult

D069W19 Saturday, March 16
(1 class) 1:30 - 3:30 p.m.
\$31 Members / \$34 Non-members

GORGEOUS GLASS WORKSHOPS

In these multigenerational workshops, learn the basics of glass fusing and then apply your newfound glass skills in the spring trinkets, funky faces or mosaic workshop. The mosaic class is a grout-free technique, since we are fusing glass in the kiln. Take one or all workshops! Completed projects will be ready for pickup in two to three weeks after being fired by the instructor.

GORGEOUS GLASS: FUNKY FACES
Diane Petron
Skill level: ALL



Create your subject's distinctive characteristics using glass in its many forms from stringers to frit. Whether you create a portrait of a favorite cartoon character, family pet, or even a colorful Cubist self-portrait is up to you. Develop your color and design skills as you create your chosen subject and an attractive background in glass. The instructor will guide you in choosing designs that fit your skill level and help you grow. All materials will be provided.

Enrollment limited to 12; ages 10 to adult

D054W19 Saturday, March 9
(1 class) 1 - 3:30 p.m.
\$51 Members / \$55 Non-members

GORGEOUS GLASS: SPRING TRINKETS
Design beautiful, sparkly glass trinkets for yourself, family, and friends. This workshop is fun for both beginners and experienced fusers. Lots of ideas will be presented, but you may create whatever you wish and as many as you desire. The instructor will guide you in choosing designs that fit your skill level and help you grow. All materials will be provided.

Enrollment limited to 12; ages 10 to adult

D052W19 Saturday, April 20
(1 class) 1 - 3:30 p.m.
\$51 Members / \$55 Non-members

GORGEOUS GLASS: MOSAIC
Create mosaic fused glass plates, tiles or wall hangings without the messy grout! Appropriate for beginners or experienced fusers, this class will focus primarily on color, layout and design. You may cut your own glass shapes or use pieces already cut to create a pleasing design. The firing process will give your pieces the look of stained glass. All materials will be provided.

Enrollment limited to 12; ages 10 to adult

E053W19 Saturday, June 8
(1 class) 1 - 3:30 p.m.
\$51 Members / \$55 Non-members



CHILDREN AND TEENS

PAINTING BASICS
Jenny Stice
Skill level: ALL

This class introduces children to basic color theory, brush handling, color mixing and specific painting techniques. Taking inspiration from famous artists, children will learn to use watercolor, tempera and acrylic paints, on a variety of projects. This is a fun class that sparks children’s imaginations and fosters artistic development.

Enrollment limited to 16; ages 6 to 12

- D19719 Saturdays, March 2 - April 13 (6 classes) 9:30 -11 a.m. No class on March 30 \$95 Members / \$105 Non-members
- E19719 Saturdays, April 27 - June 1 (5 classes) 9:30 -11 a.m. No class on May 25 \$81 Members / \$89 Non-members

YOUTH DRAWING STUDIO
Art Center Faculty
Skill level: ALL

Learning to draw is learning to see. Young artists are encouraged to follow their natural inclinations sketching still lifes, gallery artwork and/or self-portraits with the guidance of a seasoned professional artist. This is an experiential, open studio class that offers personal, 1:1 feedback and encouragement. Bring a 14"x17" sketchbook, 2B drawing pencils and a Pink Pearl eraser to the first class.

Enrollment limited to 16; ages 6 to 10

- D47319 Saturdays, March 2 - April 13 (6 classes) 9:30 -11 a.m. No class on March 30 \$89 Members / \$99 Non-members
- E47319 Saturdays, April 27 - June 1 (5 classes) 9:30 -11 a.m. No class on May 25 \$75 Members / \$83 Non-members

HANDMADE COMICS
Art Center Faculty
Skill level: ALL

Do you love the book Captain Underpants by Dav Pilkey? You can make your own handmade comics just like Treehouse Comix, Inc. creators George and Harold of Captain Underpants. First you’ll draw your super hero or heroine with a cloak, catch phrase (Tra-la-la!) and super power. Then you’ll draw a comic panel of your hero adventure, including characters such as an arch-enemy or a pet sidekick.

Enrollment limited to 12; ages 7 to 9

- D199W19 Saturday, April 20 (1 class) 9:30 -11 a.m. \$21 Members / \$23 Non-members

POP ART CAFE
Carly Gernbacher
Skill level: ALL

Take a whirlwind tour of the pop art movement and the fascinating international artists inspired by popular culture, from the U.S. to Japan. You’ll combine acrylic painting with mixed media, paper arts, and printmaking techniques. Sample projects are a self-portrait with a vivid, hand-painted patterned background, or a mixed-media poster that combines collage and relief printmaking.

Enrollment limited to 16; ages 7 to 12

- D197W19 Saturdays, April 13 and 20 (2 classes) 11:30 a.m. - 1 p.m. \$42 Members / \$46 Non-members

ILLUSTRATOR STUDIO
Art Center Faculty
Skill level: ALL

For everyone who likes telling stories visually, this class is for you. You’ll hone your drawing skills as you develop character sketches and background settings. Illustrations may be based on your own stories, or those from well-known comic books or animated films. Sample projects include reimagining a scene from an animated film, or making a comic panel based on a true story.

Enrollment limited to 16; ages 7 to 12

- D19219 Saturdays, March 2 - 23 (4 classes) 1 - 3 p.m. \$85 Members / \$94 Non-members

TWEEN DRAWING STUDIO
Art Center Faculty
Skill level: ALL

Learning to draw is learning to see. Young artists are encouraged to follow their natural inclinations sketching still lifes, gallery artwork and/or self-portraits with the guidance of a seasoned professional artist. This is an experiential, studio style class that offers personal, 1:1 feedback and encouragement. Bring a 14"x17" sketchbook, 2B drawing pencils and a Pink Pearl eraser to the first class.

Enrollment limited to 16; ages 11 to 16

- D47719 Saturdays, March 2 - April 13 (6 classes) 11 a.m. - 1 p.m. No class on March 30 \$119 Members / \$132 Non-members
- E47719 Saturdays, April 27 - June 1 (5 classes) 11 a.m. - 1 p.m. No class on May 25 \$99 Members / \$110 Non-members

PAINTING STUDIO
Jenny Stice
Skill level: ALL

This class encourages experimentation with a variety of painting techniques, tools and materials. Learn more about composition as you paint from life and your imagination, color theory and the selection of your color palette, and brush handling tips for best results. Spring 1 Painting Studio explores alternative painting, from using instant coffee to gel medium; Spring 2 Painting Studio focuses on acrylic painting and mixed media.

Enrollment limited to 16; ages 12 to 16

- D19419 Saturdays, March 2 - April 13 (6 classes) 11:30 a.m. - 1 p.m. No class on March 30 \$95 Members / \$105 Non-members
- E19419 Saturdays, April 27 - June 1 (5 classes) 11:30 a.m. - 1 p.m. No class on May 25 \$81 Members / \$89 Non-members

DIGITAL MEETS TRADITIONAL
Carly Gernbacher
Skill level: ALL



Many artists today seamlessly move between traditional art, where they can get their hands dirty, and the “clean” art experience of working digitally. We’ll combine the hands-on approach of techniques like pen and ink and watercolor washes, and then move to the digital realm for art-making. You’ll be impressed by how many art techniques can be created on your iPad. Note: Please bring your iPad with the Procreate app installed (Procreate by Savage Interactive Ltd.).

Enrollment limited to 12; ages 13 to 16

- E24419 Saturdays, April 27 - May 18 (4 classes) 11 a.m. - 1 p.m. \$85 Members / \$94 Non-members

SAMPLER SATURDAY: KIDS ART EXPLORATION
Carly Gernbacher / Skill level: ALL

In this fun sampler class, we will experiment with a variety of artistic media such as drawing, painting or printmaking. Participants will learn basic art techniques and terminology and have many opportunities to explore their own creative processes and interests.

Enrollment limited to 12; ages 6 to 12

- DS10PM19 Saturday, April 13 (1 class) 1:30 - 3:30 p.m. \$23 Members / \$25 Non-members



summer arts camp

Real art | Real fun!

June 10 - August 23, 2019 | Ages 5 to 15

Half days or full days, Monday – Friday
Classes: 9 a.m. – noon and 1 – 4 p.m.

Registration opens mid-February

online at minnetonkaARTS.org/summer-arts-camp
or call 952.473.7361, x. 160



Spring 2019 Artist-Instructor Bios

Julie Allen is a Signature member of the Minnesota Watercolor Society and has over 30 years of experience working in the medium of transparent watercolor. Her juried work and award winning paintings, including First Honors at the Minnesota State Fair, have been exhibited at the American Swedish Institute along with exhibitions both regionally and internationally. Her painting and Giclee prints have been purchased by private, public and corporate collectors.

Carl Beihl is a practicing artist and photographer and is truly a product of the Minnetonka Center for the Arts and its culture of artist development. Carl began his artist’s journey in the early 1970s, juggling Art Center classes with a business and consulting career. For more than 10 years, he has been a fulltime visual artist with an emphasis in photography, ceramics and painting.

Traudi Bestler trained at the Weavers Guild of Minnesota, the Weaving School and Sievers School of Fiber Arts. She has been a teacher of weaving, dyeing and fiber arts for more than 20 years. Traudi has also been a workshop presenter at the annual Minnesota Weaving Federation and schools and guilds around the country.

Sarah Bober graduated from St. Olaf College with a major in fine arts. She began making jewelry in 2007 and has been selling her work at art shows and teaching classes ever since. She specializes in Art Clay, a clay form of silver, and resin designs. She incorporates many recycled elements into her pieces including scrabble tiles and dominos. All of her jewelry is personally designed and hand crafted in her studio in St. Paul.

Robert Bowman is a ceramics artist with a studio art degree from St. Olaf College. In addition to teaching clay classes since 1997, he is the Exhibits Director and Retail Manager for the Minnetonka Center for the Arts.

Krissy Catt has been building her career in clay, with a focus on handbuilding, for more than two decades, starting with a B.F.A. from the University of Minnesota. Beside her business, Catt Ceramics, Krissy works in the Edina Schools and with senior adults. Her whimsical figures (some more than five feet tall) are on display in the Art Resources Galleries in International Market Square and at the Galleria.

Michele Combs is a plein air, impressionistic painter who studied classical realism at the Minnesota River School of Fine Art and with nationally recognized artists from throughout the U.S. Now a full-time visual artist, after a career in occupational therapy, Michele has been painting since 1995 and teaching since 2005.

Michèle Coppin is a Master Teaching Artist and painter exhibiting in the U.S. and in her native Belgium. With a B.F.A. from the Rhode Island School of Design and M.F.A. from Pratt Institute, Michèle has been an instructor for more than a decade, teaching at the college level as well as classes for teens, adults, seniors and underserved populations in a variety of settings.

Fred Dingler graduated from the American Academy of Art in Chicago and enjoyed a 40-year career as an illustrator with both local and national clients. He has taught at numerous locations including the College of Visual Arts in St. Paul, Minnesota River School of Fine Arts, the Bloomington Art Center and others. Fred has been recognized for the realistic detail he’s able to depict in his paintings and has received many awards for his artwork. He is comfortable teaching in a wide range of mediums and enjoys developing an open, interactive class environment with students.

Suz Galloway has been a teacher for more than 15 years. With a B.A. in studio art and art history from DePauw University, she has also studied at the University of Minnesota, Minneapolis College of Art and Design, and with nationally recognized artists. One of her works, *May Apple*, is included in the Eloise Butler Wildflower Garden Florilegium, a rare and extensive flora documentation that will be preserved for 100 years.

Carly Gernbacher has a B.A. in Art Education from the University of Wisconsin-Stout. Carly is an elementary school art teacher who teaches Summer Arts Camp classes and children’s multidisciplinary art classes from drawing to printmaking. As a school teacher, she is an avid supporter of youth arts education and she loves feeding children’s natural curiosity.

Leslie Granbeck is a feltmaker and instructor living in Minneapolis. Leslie has been sharing her knowledge of fibers and their magical transformation into felt since 2006. She teaches traditional wet felting, nuno felting, needle felting, and her favorite – 3-D seamless felting. Her classes are full of color, creativity and adventure. They also include a free workout as feltmaking is a “physical art.” When not teaching, you’ll find Leslie in her home studio working on new fiber projects.

Anne Groton earned her B.S. degree in interior design from Colorado State University. The same design concepts she learned in school and applied to her work as a retail store designer are the pool she draws from in her photography. In her class for adults and camp session for teens, she shares the limitless possibility of using a design mind in photography. Anne shows her work in juried shows, public galleries and licenses her images.

Catherine Hearingd is a self-taught artist with a B.A. in zoology and botany from the University of Montana and more than 40 years of experience in watercolor painting. With a home studio in Lake Elmo, Minnesota, Catherine has been teaching classes and workshops in basic watercolor technique, landscape painting, color theory and composition since 2004. She is a Signature member of the Transparent Watercolor Society of America and past president and Signature member of the Minnesota Watercolor Society.

Bryan Holland has worked professionally as an artist, a graphic artist, and a college professor. His work has been shown in numerous exhibitions, from solo to regional and national juried and invitational exhibitions. He is influenced by graphic design, vintage art, painting, photography, mythology, science and philosophy.

Sonja Hutchinson is a Signature Member and past President of the Minnesota Watercolor Society and has been painting in watercolor since 2001. She has studied with many established watercolor artists and has frequently exhibited in juried shows and received honors for her work. Her artwork employs both traditional and non-traditional watercolor techniques. To her, the watercolor medium is simultaneously challenging and enchanting, where spontaneity and intention collide.

Debbie Johnson is a founding member of the North Shore Basket Guild. She served on the Board for 14 years and began teaching in 2002. After moving to the Twin Cities, she joined the Minnesota Basket Weavers Guild in Minneapolis, now serving as president. In 2017, she co-curated the MBWG 20th Anniversary Exhibit at the Textile Center in Minneapolis, where a number of her pieces were also exhibited. Debbie’s greatest passion is teaching and passing on the tradition of basket weaving.

Georgia Kandiko is an award-winning artist and instructor. She has attained Signature Status with the Minnesota Watercolor Society and Red River Watercolor Society, frequently displaying and earning honors in their annual shows. Georgia is also an award-winning member of Artists of Minnesota and participates in several national watercolor societies. Her work is featured in public and private collections.

Cynthia Kath, a pastel artist with a B.A. in fine art, is currently working on her Master of Liberal Studies at the University of Minnesota in fine art, architecture and horticulture. She has also studied at Parsons School of Design in Paris, as well as privately with renowned oil and pastel artists. Cynthia teaches at numerous venues, exhibits her work locally and internationally, and is very involved with The Village Gallery in Lahaina, Hawaii.

Bonnie Lauber-Westover holds a bachelor’s degree in studio art from the University of Iowa and master’s degree in studio art from Illinois State University. She has taught in the Minneapolis area for 25 years at schools, colleges and art centers. She has exhibited widely, juried many art competitions and been a visiting artist at many art centers and schools. Bonnie enjoys seeing former students who now exhibit, maintain studios, and work as artists!

Laurie Lausen is an avid rug hooker whose fiber journey has taken many paths. She began designing and hooking rugs in the early 1970s while still in school and in the 1980s founded L.J. Fibers, a Minneapolis-based studio, gallery and retail shop now known as the Wooly Red Rug. Laurie has been listed in the *Directory of Traditional American Crafts* as one of “America’s Best” since 2009. Many national publications have featured her work and published articles she’s written.

Susan Lyman worked as an art director in major advertising agencies and has been involved in the Minnetonka Center for the Arts for more than 15 years. Her sculpture work is primarily figurative and often life-sized. As a teacher she enjoys nurturing her students to develop their stone sculpting skills. Susan holds a B.A. in studio art, with a minor in anthropology from the University of Minnesota.

Kristine MacDonald is a lifelong student of calligraphy, studying with nationally recognized teachers, attending national conferences and as a juried member of the Colleagues of Calligraphy. Kris has demonstrated and taught calligraphy for more than 20 years with the Minnesota Renaissance Festival, Hopkins Community Education and the Minnesota Center for Book Arts.

Cheri Meyer has designed and made jewelry for over thirty years using various technique and materials. Twelve years ago, she discovered the art of bead weaving and fell in love with the ancient weaving technique. Once she mastered the fine craft of peyote stitch bead weaving, she started to free-form her own designs and patterns while working with colorful seed beads, meaningful stones, metal, fiber, found and handmade objects.

Ernest Miller, Jr. is a ceramicist and sculptor with extensive experience teaching adults and children. With a B.A. in three-dimensional studio art from Eastern Illinois University, Ernest is an exhibitor and award winner in many juried shows nationally and his work is widely collected.

Holly Nelson is an experienced artist and teacher. Her award-winning drawings and paintings have been exhibited in more than 50 solo and group exhibitions throughout the Midwest. With a B.F.A. from the University of Minnesota, she has taught art in many venues including community art centers, public schools, the Minneapolis Institute of Arts as well as health care settings such as the Hennepin County Medical Center.

Dorothy Odland holds both a B.F.A. and M.F.A. from the University of Minnesota. Through her career she has been an exhibitor, award winner, exhibit juror and gallery lecturer for 22 years at Walker Art Center. She is also a founding member and mentor with the Women’s Art Resources of Minnesota (the WARM). Her work is found in many corporate and private collections.

Curt Paulsen is a retired professor, consultant, therapist and radio program producer. Over time he has made an observation regarding himself: He knows less and less for certain and, therefore, delights in learning from many venues, not least of all books and careful, respectful listening to others.

Lee Persell is the Ceramics Studio Manager for the Minnetonka Center for the Arts. She exhibits in shows and galleries throughout the Midwest, and has taught at the Minnetonka Center for the Arts since 1997.

Diane Petron’s enthusiasm for all things creative began as a youngster. Nearly 20 years ago, she discovered the Minnetonka Center for the Arts and began taking classes in pottery and, later, fused glass. Though her B.A. is in Music Education, Diane has discovered that she enjoys teaching visual art much more than teaching music.

Dan Petrov is a classically trained artist and instructor with more than 25 years of experience, including studying and exhibiting in Europe, Canada and the U.S. He specializes in Renaissance and Flemish oil painting methods and modern forms of alla prima (wet-on-wet) painting. He believes, “painting reflects the world,” and helps bring new understanding to everyday objects and spaces.

Frank Picos is a Sculpture Studio Assistant, Artist-Instructor and student at the Minnetonka Center for the Arts with a focus on stone carving and bronze casting. He is a member of the Society of Minnesota Sculptors. As a part-time artist with a career in construction, Frank holds an Associate in Applied Science (A.A.S.) degree in construction technology from New York City Community College.

Jodi Reeb has been creating art for more than 25 years. With a B.F.A. from the Minneapolis College of Art and Design, she has been the recipient of numerous awards and her mixed media work has been widely exhibited and may be found in private and corporate collections nationally. A talented teacher, Jodi has taught at the college level and at community art centers.

William Reynolds has worked as a professional illustrator and designer since 1981 producing work for national and international clients and advertising agencies. With a B.F.A. from the Minneapolis College of Art and Design and M.A. in education from St. Catherine University in St. Paul, William has been teaching at the Art Institutes International Minnesota for more than 10 years.

Ellen Richman is a well-recognized contemporary abstract painter. With a B.F.A. from the University of Minnesota, Ellen’s award-winning paintings have been widely exhibited. Her work is found in collections throughout the U.S. and Mexico and is currently represented by Circa Gallery in Minneapolis and Thomas Masters Gallery in Chicago.

Danny Saathoff is a full-time artist and instructor who splits his time between sculptural art and jewelry design, believing that the two art forms directly influence one another. He has been featured on TPT’s Minnesota Original and participated in the Walker Art Invitational jewelry artist showcase on multiple occasions. He teaches at Carleton College and is the vice president of the Minnesota Jewelry Arts Guild.

Alan Shefland began his artist’s journey young, taking photos of his neighborhood and its residents, selling a few to cover costs. He honed his visual skills becoming a Hollywood film editor working on TV commercials, shows and features, including many award-winning shows. After moving to Minnesota, he became a student then Artist-Instructor at the Minnetonka Center for the Arts where he has often exhibited his photography.

Patty Carmody Smith has a degree in art from the University of Wisconsin-River Falls and has shown her fiber and mixed media sculpture regionally since 1995. Patty loves the creative process and the role it plays in living a creative life. She has developed a unique sculptural technique that utilizes lightweight air-drying materials.

Jenny Stice graduated from the Minneapolis College of Art and Design with a degree in Sculpture. Due to a split training of Environmental Education and Fiber Arts, Jenny’s artwork often takes shape as her current ecosystem of study. Her main format of creation is crocheting, but has a formal training in sewing and felting. Her artwork may be found displayed privately in Minnesota and with gallery representation in Lexington, Kentucky.

Audrey Stommes has an M.F.A. in painting and drawing from the University of Nebraska-Lincoln. She has taught there and at University of Wisconsin-Stout and the Lux Center for the Arts in Lincoln, Nebraska. She was an artist-in-residence at the New York Center for the Arts and Media Studies and the Vermont Studio Center. Her work is exhibited nationally, internationally and in solo exhibitions.

Tracie Thompson specializes in oils, murals, animal portraits and mixed-media work that taps into the life beneath the observable surface. With a B.F.A. from the University of South Florida-College of Fine Arts in Tampa, Tracie has exhibited in solo and multi-artist shows around the Twin Cities and in Florida and has experience teaching at community art centers.

James Turner is an enthusiastic watercolor artist, who paints on paper and Yupo, studio and plein air, representational and abstract. He has won best in show at plein air events and juried shows, most recently at the 2018 spring juried show of the Minnesota Watercolor Society for a Yupo piece. He has also had Yupo paintings in the last three state fair fine arts events.

Julie Vogl is a mosaic artist who began her work with stained glass in a neighborhood community class and in time made Tiffany-style lamp shades. Her desire for a new art form using glass evolved to mosaics. Working with beautiful colors, texture, beads and shapes, she adds dimensional mementos to create each of her unique designs.

Marika Wasscher got her B.F.A. from the Milwaukee Institute of Art and Design where she studied industrial design and got a minor in sculpture. She finds her zen place whenever she is creating something with her hands. Drawing will always be her first love but she is forever picking up new art media with which to challenge herself. Marika took classes as a child at the Minnetonka Center for the Arts and is now ecstatic to be giving back to the community that gave her so much.

If a class description lists “Art Center Faculty,” it means that as this catalog went to print, an instructor had not yet been assigned. Please check the class description on the website or call the Registrar for more current information.

Art Center Hours

September 4, 2018 – June 16, 2019

Monday	9 a.m. – 4 p.m.
Tuesday	9 a.m. – 9:30 p.m.
Wednesday	9 a.m. – 4 p.m.
Thursday	9 a.m. – 9:30 p.m.
Friday	9 a.m. – 4 p.m.
Saturday	9 a.m. – 4 p.m.
Sunday	closed

Art Center Café Hours

Mondays - Fridays 9 a.m. - 1:30 p.m.

The Art Center Café offers fresh baked goods and delicious lunch specials that change weekly. (Sorry, no take out.) To see the current menu, visit the Art Center Café webpage at minnetonkaARTS.org.

The Art Center is closed these dates in the 2018-19 academic year: November 22, December 24 – January 1*, May 27, July 4 and August 25 – September 2*

* Phone lines will be open M-F these weeks, excluding holidays, from 9 a.m. - 4 p.m. to take class registrations. There is no Open Studio when the Art Center is closed.

Weather closings will be posted on KARE11, KSTP and WCCO television stations and websites.

Open Studio is a free benefit for currently registered students to continue artwork projects outside of class. Open Studio hours are posted by studio doors or available from the Studio Manager or Registrar.

The Registrar is available during Art Center Hours to help with questions, class registrations, donations, membership and more. To speak with a Registrar, stop by the front desk or call 952.473.7361, x. 160.


Minnetonka Center for the Arts

2240 North Shore Drive
Wayzata, MN 55391-9347

minnetonkaARTS.org
952.473.7361, x. 160

Nonprofit
Organization
U.S. Postage
PAID
Minnetonka
Center for the Arts

This activity is made possible by the voters of Minnesota through a Minnesota State Arts Board Operating Support Grant, thanks to a legislative appropriation from the arts and cultural heritage fund.



DIRECTIONS 2240 North Shore Drive, Wayzata 55391-9347 (Enter complete address into GPS for accurate directions)

From the East 394 West to County Road 15 to North Shore Drive. (And from North & South via 494 to 394 West.)

From the West County Road 15 to North Shore Drive or County Road 11 W to County Road 15 to North Shore Drive.

From the North Brown Road to North Shore Drive or Country Road 19 to North Shore Drive.

From the South MN41 to MN7 East to Country Road 19 North to County Road 15 to North Shore Drive.



OUR MISSION

In the belief that the visual arts are indispensable to a healthy community, it is the mission of the Minnetonka Center for the Arts to provide teaching excellence, quality exhibitions and cultural enrichment for people of all ages, interests and abilities.

VISUALLY SPEAKING/ SPRING 2019

Minnetonka Center for the Arts

Classes / Exhibits / Outreach



**Visual arts education
for all ages, interests
and abilities**



spring fundraiser
may 8 • 7:30-9 a.m.

Everyone is welcome at the Art Center!

nourish your soul