

/VISUALLY SPEAKING/

F A L L
2 0 2 2

Minnetonka Center for the Arts

Classes / Exhibits / Outreach

**Visual arts education for all ages,
interests, and abilities**

ESSENTIAL DATES

***Inspired by Nature* °**

Through August 18

Laura H. Miles Gallery

Fall I & II Registration Opens

Monday, August 1, noon

Watch for your catalog in the mail

Register online at www.minnetonkaARTS.org

Annual Meeting

July 27

Henrietta Murphy Room

3:30 - 4:30 p.m.

Clean-up Week

August 29 - September 2

Volunteers needed!

***The Faculty Show* °**

September 6 - October 7

Fall I classes

September 6 - October 29

Please register by August 26!

Early registration discount for Fall I ends August 12*

Fall II classes

October 31 - December 23

Please register by October 21!

Early registration discount for Fall II ends October 8*

***Arts of the Holidays Show & Sale* °**

October 28 - December 23

Laura H. Miles Gallery

Winter classes

January 2 - February 25

* Discount for currently enrolled students (details page 19)

° Free and open to the public (details page 2)

Fall Classes / PAGES 8 - 17

Exhibits Update

Free and open to the public / PAGE 2

Artist Spotlight

Danny Saathoff / PAGE 5

Class Registration Instructions / PAGE 19

Cover art by Danny Saathoff
Photo by Pat Barry - Insideout Studios



**Everyone is welcome
at the Art Center!**

Exhibits Update

Exhibits and opening previews are free and open to the public. Our facility is fully accessible to ensure that the visual arts are available to everyone.

Original artwork is available for viewing and purchase at the Minnetonka Center for the Arts in the gallery, throughout the building and at Ridgedale Center. To purchase artwork at the Art Center, see the Registrar at the front desk. To purchase artwork exhibited through Partners in Art, contact Bob Bowman at bbowman@minnetonkaarts.org or 952.473.7361 x. 170.

FACULTY SHOW September 6 – October 7

Laura H. Miles Gallery
Opening Preview March 12, 6 - 8 p.m.
Free and open to the public

The Faculty Show beautifully displays the talent and expertise available to you in the Art Center's studios. Come see what your favorite artist-instructors have been creating, and learn about the new talents who have recently joined us. It's also your chance to bring a piece of their artistic vision home with you – all exhibited works will be for sale.

Call for Volunteers: Immerse yourself in the holiday spirit this year and spend a few hours working the Arts of the Holidays event: you'll greet shoppers, write up purchases (no money handling or math involved) and maybe even get some of your own shopping done after your shift! Contact Volunteer Coordinator Maryalice Brenk at maryalicebrenk@yahoo.com to learn more.



ARTS OF THE HOLIDAYS SHOW AND SALE

October 28 through December 23
Laura H. Miles Gallery
Free and open to the public

Offering new artists to discover and new collections of work by returning favorites, the Arts of the Holidays offers you the chance to shop a gallery full of fine craft and art, selected for character and value, perfect for holiday giving. Enjoy the unhurried atmosphere of shopping in our spacious gallery. With more than a hundred local artists' work, it's a holiday shopping must!



CALLS FOR ENTRIES

ARTS OF THE HOLIDAYS Entries Due: Sept 12

Our holiday tradition returns! Fine craft and art in all media are sought for this event, designed to offer shoppers an artful alternative to the usual holiday shopping options. Apply by emailing three images of your work, with medium and pricing, to bbowman@minnetonkaarts.org by September 12. For more details, see the Calls for Entries page at minnetonkaarts.org.

PARTNERS IN ART AT RIDGEDALE CENTER Entries ongoing

Our displays of art at Ridgedale Center continue – see the Exhibits page at minnetonkaarts.org to learn how you can have your work seen by the millions of people who pass through Ridgedale each year! Displays are changed out on an ongoing basis, so apply at any time with images of your work, including medium, size, and pricing information, to bbowman@minnetonkaarts.org. See the Calls for Entries page of minnetonkaarts.org for full details. All exhibited work must be for sale. Media includes but is not limited to ceramics, sculpture, textiles, paintings, and glass.



/VISUALLY SPEAKING/

Fall 2022

CONTENTS

1	Essential Dates
2	Exhibits Update
3	Director's Note
4	Thank You Donors / Welcome Members
5	Artist Spotlight
6-7	Classes at a Glance
8-17	Class Descriptions
18	Artist-Instructor Bios
19	Registration Details
20	Art Center Hours / Mission / Location

BOARD OF DIRECTORS (as of 7/29/2022)

CHAIR	Jim Schwert
VICE CHAIR	Curt Paulsen
SECRETARY	Sarah Gibson
TREASURER	Gary Lasché
MEMBERS AT LARGE	Laura Bernstein Crissy Field Barbara McBurney

ART CENTER STAFF

EXECUTIVE DIRECTOR	Roxanne Heaton, x. 150 rheaton@minnetonkaarts.org
EXHIBITS & ADULT PROGRAM DIRECTOR	Robert Bowman, x. 170 rbowman@minnetonkaarts.org
CHILDREN & YOUTH PROGRAM DIRECTOR	Nicole Buchholz, x. 190 nbuchholz@minnetonkaarts.org
MARKETING & COMMUNICATIONS DIRECTOR	Open Position
ACCOUNTING ASSOCIATE	Lisa Iserman, x. 180 liserman@minnetonkaarts.org
CERAMICS STUDIO MANAGER	Lee Persell, x. 140 lpersell@minnetonkaarts.org
DEVELOPMENT ASSOCIATE	Susan Weir, x. 100 sweir@minnetonkaarts.org
FINANCE DIRECTOR	Mary Larson, x. 130 mlarson@minnetonkaarts.org
REGISTRAR	registration@minnetonkaarts.org Sarah Hrusovsky, x. 160 shrusovsky@minnetonkaarts.org
GUEST SERVICES	952.473.7361, x. 160 registration@minnetonkaarts.org
VOLUNTEER OPPORTUNITIES	Maryalice Brenk maryalicebrenk@yahoo.com
WEBSITE	minnetonkaARTS.org
FACEBOOK	facebook.com/artcentered
TWITTER	@Mtkacenter4arts
INSTAGRAM	minnetonkaarts



DIRECTOR'S NOTE

Dear Friends,

Welcome to a new fiscal and academic year! We hope you'll take the opportunity to experience all the Art Center has to offer throughout the upcoming year. We've planned some exciting new classes and workshops for fall in addition to all the old favorites. Take a class, visit the gallery or just stop to reconnect! We hope to see you soon...

As you peruse the fall offerings, you probably won't be surprised to see the price of class has gone up slightly (approximately 5%). We haven't had a price increase since 2019 so this one feels overdue. That being said, we never want our fees to be a barrier to participation and through the generosity of several longtime supporters, scholarships are available to qualified applicants. Please consult the website or give us a call for further details.

If your circumstances permit, please consider supporting the Art Center with a membership and a donation. As we recover from the extended closure, your support is more important than ever! Watch for a brightly colored envelope to arrive in your mailbox and please consider our request. The annual fund is a lifeline that sustains our programming year to year.

Your gift supports:

- Class offerings for adults and children, more than 500 a year.
- More than a half dozen exhibits each year at our main location and the Ridgedale Center that are always free and open to the public.
- Outreach programs that have delivered art experience to thousands, reaching underserved populations including children of families living on the economic edge, children and adults with physical or developmental challenges, seniors and more.

As a nonprofit community art center, we make the visual arts available to all regardless of age, income or abilities. Please give generously if you value the arts. We are richer because of people like you who believe that the visual arts are indispensable to a healthy community. If you do not receive the appeal mailing and would like to make a donation, call us or visit our website. Every gift is greatly appreciated!

Best regards,

Roxanne L. Heaton, Executive Director

COVID SAFETY

- As of this writing, students registering for Fall I and Fall II are required to be "up-to-date" with their vaccines, in accordance with CDC guidelines. "Up-to-date" means that students must have received all recommended COVID-19 vaccines, including any booster dose(s) when eligible. You are considered "up-to-date" as soon as the booster shot is administered. See www.minnetonkaarts.org for links to our current COVID-19 policies and forms.
- Students and guests are encouraged to wear well-fitting masks at all times during their visit.
- Touchless hand sanitizers and washing stations are available in all studios and in the restrooms.
- All public areas are cleaned and sanitized daily.
- Out of concern for your fellow students:

If you have been exposed to COVID-19 but are symptom-free, please DO NOT attend class for at least 5 days after your exposure and only after you have tested negative. If you are sick or test positive, isolate even if you don't have any symptoms. Please DO NOT attend class for at least 5 days if you are symptom-free or 10 days if you have been sick. Visit cdc.gov for more information and thank you, in advance, for respecting these important guidelines.

THANK YOU.

THANK YOU TO ALL WHO MADE MEMBERSHIP, PROJECT, SPONSORSHIP, CORPORATE, OPERATING AND CAPITAL GIFTS TOTALING \$150 OR MORE AND ALL IN-KIND AND MEMORIAL GIFTS BETWEEN March 31, 2022 – May 31, 2022.

\$5,000 – 9,999

Joan Dayton

\$2,000 – 4,999

Prospect Creek Foundation/Mr. and Mrs. Bruce Atwater

John and Maureen Drewitz

Dr. Louise D. Turkula and Mr. John Fox

\$1,000 - \$1,999

1 Anonymous donor

Edward and Sherry Ann Dayton

Benjamin and Rebecca Field

Steve and Sheri Schellhaass

Carrie and Jim Schwert

Ralph Weeks and Margherita G. Harris

Jill and Scott Wine

\$500 - 999

Michele Alberg

Mrs. Kathleen Brady

Brookfield Properties

M. Nicholas Burke and Susan Slattery-Burke

Ms. LuAnn Conroy

Ms. Sarah Gibson

Robert Paulson and Mary Ellen Paulson

\$150 – 499

3 Anonymous donors

Piper Sandler Companies/Mr. Andrew Zabilla

U.S. Charitable Gift Trust/David and Duffy Abramson

Roy and Jacqueline Anderson

Sean and Alisa Benson

Patricia and John Case

Guy and Katie Childress

Nancy Cowette Seward

Ms. Sandra Dower

Dr. Megan Eakins and Mr. Thomas Eakins

Evie and Jeff Engler

Mr. Steve Fowler

Mr. Gary Gardner

Mr. Robert Grider

Bob and Linda Jodan

Gary Lasche and Nancy Nechas-Lasche

Mr. and Mrs. David Macdonald

Ms. Rebecca Mason

Ms. Susan D. McLeod

Ms. Marianne E. Merriman

Suzanne Olson

Katharine Robinson

Mr. Robert Savage

Birgitta and Charles Schoen

Sandra Setterholm

Mr. Kent Severson and Ms. Sally J. Wagner

Alan Sheffland and Pamela Ziegenhagen Sheffland

Nell and Chris Smith

Charles and Paula Streiff

Elizabeth and Mayer Tapper

Julie and Frank Vogl

Dr. Richard Wahlstrom and

Dr. Kyla Wahlstrom

Fred Wall and Bobbie Molck-Ude

Ben and Katrina Wasscher

Liz and Ken Weir

Polly Wolner

Mark and Ann Young

Mr. Andrew Zabilla

Mr. Rick L. Zinter and Mrs. Nancy Zinter

MEMORIAL CONTRIBUTIONS

In Memory of Shush Stoker

John and Maureen Drewitz

In Memory of Linda Bean

Thomas and Patricia Mortenson

GIFTS IN KIND

Ms. Sangeeta Rath

Mrs. Fran Smith

CORPORATE CONTRIBUTIONS

Brookfield Properties

Piper Sandler Companies/Mr. Andrew Zabilla

FOUNDATION CONTRIBUTIONS

Prospect Creek Foundation/Mr. and Mrs. Bruce Atwater

U.S. Charitable Gift Trust/David and Duffy Abramson

Welcome and thank you to all new and renewing members (March 1, 2022 – May 31, 2022)

SPONSOR (\$250-1,000)

Mary Jo and David Eide

Van and Liz Hawn

Natalie Jackson

Mr. Michael Majerus

FRIEND (\$100)

Patricia and Jeff Baker

Anne and Keith Dixon

Mrs. Cynthia Fleury

Kay and Owen Gregg

Valorie and Jerry Harlow

Mr. Tom Hessel

Mrs. Lisabeth Joy

Mrs. Julie Karos and Mr. George Karos

Patti Loftus

Ms. Mia Mendoza

Ms. Debra O'Connor

Suzanne Olson

Ms. Amanda Renneke

Ms. Rebecca Rogers

Ms. Judith Schmeling

Mr. Charles Turner and

Ms. Cheryl Anderson

Ralph Weeks and Margherita G. Harris

Mr. Rick L. Zinter and Mrs. Nancy Zinter

BASIC (\$55-60)

Dr. Tosin Alabi

Mr. Todd Ames

Mrs. Melody Baker

Mrs. Deborah Barce

Ms. Barbara Benjamin and

Mr. David H. Howell

Mr. Andy Berg

Ms. Pamela Bezotte

Mrs. Jessica Brandhorst

Ms. Gladys Brecht

Mr. Bill Britt

Mrs. Kristen Brovold

Ms. JeanAnn Chez

Mr. Kar Keat Chong

Mr. and Mrs. Kim M. Christopherson

Ms. Sara Cotton

Mr. Alan Diamond

Katherine D. Doerr

Ms. Sandra Dower

Ms. Jan Dufault

Ms. Mary Dunnavan

Dr. Megan Eakins and

Mr. Thomas Eakins

Ms. June Egberg

Mr. and Mrs. Gary Ernst

Ms. Meriwether Felt

Alice and Dean Fjelstul

Ms. Brandy Fritz

Dr. Richard Golden

Ms. Michelle Griffith

Mrs. Pratibha Gupta

Ms. Virginia Haines

Ms. Susan Halloran

Ms. Shelly Harrington

Tom and Marci Heerman

Mr. Scott Helmes

Ms. Shelley Holl

Ms. Juliette Humiston

Ms. Connie Hvitved

Mr. Robert Jensen and

Ms. Kathe Wilcoxon

Miss Alyssa Johnson

Mr. Chris Johnson

Nancy and John Kolacke

Cheryl and Tim Krause

Mr. Stephen Lackore

Ms. Suzanne L'Herault

Mr. and Mrs. Dan Lips

Sonja and Steve Lockman

Mr. Eric Lundeen

Mr. Eber Lusty

Ms. Rita Maehling

Mr. William McClaren

Ms. Chichi Miller

Sharon Miller-Thompson

Ms. Ammanda Neitz

Mrs. Colleen Ness and Mr. David Ness

Ms. Jennifer Nyberg

Ms. Amy Parenteau

Mr. and Mrs. Mark Penfield

Ms. Jackie Peterson

Mrs. Susan Quakkelaar

Mrs. Stephanie Rabe

Ms. Nancy Rauen

Ms. Michele Rauk and

Ms. Cherie Wyman

Ms. Jennifer Rice

Ms. Susan Rickert

Ms. Darby Ringer

Ms. Theresa Salerno

Mrs. Mary Sauter

Mrs. Jessica Schloss

Ms. Lori Segar

Ms. Peggy Sikorski

Mr. Chris Smith

Mrs. Bobbi Stegora Bina

Ms. Liba Stillman

Ms. Tamara Sweere

Ms. Lisle Thielbar and

Mr. Steve Thielbar

Ms. Beth Thompson

Lois Tollefson

Dr. Richard Wahlstrom and

Dr. Kyla Wahlstrom

Mrs. Amy Ware

Ms. Melissa Whitler

Ms. Barbara Wood

Mrs. Linda Wright

Mind the Gap

We rely on donations from individuals, foundations, corporations and organizations to help bring the arts to our community
Donate today!

Tuition

Only covers 65% of the cost of a class

Support the Minnetonka Center for the Arts anytime, anywhere. For your convenience, you can create a registration profile and login. You will be able to login anytime to review or print your giving history.

Membership Benefits

\$60 BASIC HOUSEHOLD MEMBERSHIP

(**\$55 FOR SENIORS - AGE 62+**)

- 10 discount on classes for all household members
- Invitations to special exhibit openings and events
- Eligibility to enter Members' shows and exhibits
- Higher commissions on sales of member-exhibited art
- \$10 discount on membership at the Walker Art Center

\$100 FRIEND MEMBERSHIP

- All the benefits listed above, plus a coupon for free coffee and baked good in the Café when it reopens

\$250 SPONSOR MEMBERSHIP

- All the benefits listed above, plus a coupon for a free lunch for two in the Café when it reopens

\$1000 PATRON MEMBERSHIP

- All the benefits listed above, plus free use of the Henrietta Murphy Room once a year
- Acknowledgment on our Patron's Plaque

All gifts of \$150 a year or more are acknowledged in *Visually Speaking* and the annual report. All donors of a cumulative total of \$1,000 or more during the year are honored on the Patron's Plaque in the main lobby.

Walker Art Center members receive a \$10 discount off a Minnetonka Center for the Arts membership. MCFTA members receive a \$10 discount off a Walker Art Center membership.

To join, renew or purchase your membership, call 952.473.7361, x. 160 or go to minnetonkaARTS.org and select BECOME A MEMBER.

ARTIST SPOTLIGHT

Danny Saathoff

From the Midwest to Colorado, Danny Saathoff's life experiences influence everything he does, from jewelry design, to sculpture, to his teaching.

Having acquired a taste for the arts while working in a traditional, pre-computer era, sign shop, Saathoff sought to foster his creative side and enrolled at the University of Wisconsin, Stout. Originally interested in graphic design, he soon shifted his focus to fine arts, where he found metalsmithing. At that point he realized he could actually make a living as a jewelry designer, which became his focus until an eight-year hiatus in Breckenridge, Colorado. "We skied a lot and we didn't make a lot of money. Nobody lives there to work!" But the slower pace of living as a ski bum and sailing on Lake Dylan encouraged him to slow down: "Sailing is slow – the physics of sailing are intriguing. There's a lot of kinetic movement." This movement is easily visible in both his sculpture and jewelry, which entices the viewer to spend time with the work.

Environmental issues also influence Saathoff's work. He received a grant to produce a piece based on ice formation on Lake Superior, using this opportunity to present the issue of global warming in a way people can more easily grasp and identify with: "By 2065 on average there will be no more ice on Superior. It won't freeze. That's something we can understand, because we live here. We know what is happening on a macro scale with global warming, but bringing it home helps people to understand a big subject in an easier way."

“My art rejects the notion of speed that seems to drive our lives.”

Saathoff finds influence in a number of other artists, too, particularly Lauren Kalman, a trained jeweler and current sculptor, whose current work consists of building structures which are based on the body, while carrying broader associations such as politics; and the "Soundsuits" of Nick Cave, which merge fashion and sculpture like a second skin used to hide gender, race, and identity – issues particularly resonant for Cave as a gay Black man.

In the past Saathoff would often re-purpose objects for use in his work, but he's moved away from that to focus on building things, working in a wide range of materials. The pandemic inspired him to rethink some of the metalsmithing truths he'd held dear, such as the avoidance of glue or paint when working with metal and stones. He's given himself permission to break some traditional rules about how to "do it right," recently working in wood – glued and completely painted!

Saathoff's sculptural interests inform his jewelry designs as he synthesizes his influences to create pieces of wearable art. His expertise and enthusiasm allow him to guide students of all levels, from jewelry novices taking their first class to advanced students creating their own designs. He brings his sculptural interests into the jewelry studio with his Hollow Form Utensils class, in which students learn to mold and shape fine metals and wood into artful spoons, ladles, and other serving pieces – a true union of the jewelry and sculptural arts.

He's taken on more mundane projects right here at the Art Center, too, such as improving the jewelry studio by adding work stations and equipment to better serve MCFTA's growing number of jewelry students – many of whom will cite Saathoff as an important influence on their work.

When asked about the biggest challenge of being an artist, Saathoff says, "We are underappreciated. I see adults molding young people, steering them in ways to simply make a living. A young girl came up to me at a show and was very engaged and intrigued by my sculptures. She told her mother she wanted to be an artist; her mother replied 'No, you can be a doctor and an artist on the side.' I told her the opposite – she can be an artist and a doctor on the side."

Currently, Saathoff is collaborating with kindred spirit and artist Kelly Connole on a number of pieces for an exhibit in November. Saathoff teaches at Carleton College as well as the Minnetonka Center for the Arts.



Sigh Ring




Pearl Ring



Bracelet

Photos by Pat Barry - Insideout Studios




Fall 2022 Class Schedule

AFFILIATED ARTS	PAGE	ARTIST-INSTRUCTOR	FALL I	FALL II	TIME	MON	TUE	WED	THU	FRI	SAT
Exploring Minneapolis Art	8	Neuse	A43822	B43822	1:00 PM - 4:00 PM				●		
CERAMICS	PAGE	ARTIST-INSTRUCTOR	FALL I	FALL II	TIME	MON	TUE	WED	THU	FRI	SAT
Introductory to Advanced Studio Lab	8	Allgood	A90322	B90322	9:30 AM - 12:30 PM	●					
Pottery in the Making	8	Persell	A90522	B90522	9:30 AM - 12:30 PM		●				
Bas-Relief Tiles NEW!	8	Chinn	A95522		1:00 PM - 4:00 PM		●				
Ceramic Sculpture: Hand-Building with Slabs NEW!	8	Chinn		B95722	1:00 PM - 4:00 PM		●				
Beginning/Intermediate Pottery [CORE CLASS]	8	Persell	A90022	B90022	6:00 PM - 9:00 PM		●				
Ceramic Sculpture (AM)	8	Catt	A94422	B94422	9:30 AM - 12:30 PM			●			
Ceramic Sculpture (PM)	8	Catt	A94122	B94122	1:00 PM - 4:00 PM			●			
Exploring Clay	8	Persell	A90622	B90622	9:30 AM - 12:30 PM				●		
Made of Clay	9	Miller	A97622	B97622	6:00 PM - 9:00 PM				●		
Beginning/Intermediate Ceramics [CORE CLASS]	9	Benn	A92222	B92222	9:30 AM - 12:30 PM					●	
Stoneware and Porcelain	9	Allgood	A91822	B91822	12:30 PM - 3:30 PM						●
DRAWING	PAGE	ARTIST-INSTRUCTOR	FALL I	FALL II	TIME	MON	TUE	WED	THU	FRI	SAT
Drawing Basics [CORE CLASS]	9	Lauber-Westover	A42222	B42222	9:00 AM - 12:00 PM	●					
Intermediate Drawing Studio	9	Lauber-Westover	A40522	B40522	1:00 PM - 4:00 PM	●					
Drawing and Painting the Figure in Context	9	Lidfors	A46822	B46822	6:00 PM - 9:00 PM				●		
FIBER ARTS	PAGE	ARTIST-INSTRUCTOR	FALL I	FALL II	TIME	MON	TUE	WED	THU	FRI	SAT
Advanced Beginner Weaving	9	Bestler	A75122	B75122	9:30 AM - 12:30 PM	●					
Intermediate Weaving	9	Bestler	A70022	B70022	9:30 AM - 12:30 PM		●				
Wednesday Weaving	9	Bestler	A70422	B70422	9:30 AM - 12:30 PM			●			
Folk Art Rug Hooking	10	Lausen	A71222	B71222	1:00 PM - 4:00 PM			●			
Beginning Weaving [CORE CLASS]	10	Bestler	A78122	B78122	9:30 AM - 12:30 PM				●		
JEWELRY	PAGE	ARTIST-INSTRUCTOR	FALL I	FALL II	TIME	MON	TUE	WED	THU	FRI	SAT
Intermediate/Advanced Jewelry Studio NEW!	10	Kennealy	A84022	B84022	9:00 AM - 12:00 PM	●					
Metal Clay Jewelry: Silver	10	Bober	A86022	B86022	6:00 PM - 9:00 PM		●				
Intermediate Jewelry Design	10	Saathoff	A85722	B85722	9:00 AM - 12:00 PM			●			
Beginning Silversmithing and Jewelry Design	10	Saathoff	A83222	B83222	12:30 PM - 3:30 PM			●			
Metal Clay Jewelry: Copper and Bronze	10	Bober	A86222	B86222	6:00 PM - 9:00 PM				●		
LECTURE	PAGE	ARTIST-INSTRUCTOR	FALL I	FALL II	TIME	MON	TUE	WED	THU	FRI	SAT
MCFTA Art Book Club: Art & Fear NEW!	10	Stapleton	A333L22		9:30 AM - 11:00 AM						●
PAINTING	PAGE	ARTIST-INSTRUCTOR	FALL I	FALL II	TIME	MON	TUE	WED	THU	FRI	SAT
Abstract Painting	11	Neuse	A49722	B49722	9:00 AM - 12:00 PM	●					
 Watercolor III: Studio	11	Faculty	A42422	B42422	9:30 AM - 12:30 PM	●					
 Watercolor II: Refining Skills	11	Faculty	A42622	B42622	1:00 PM - 4:00 PM	●					
Intermediate/Advanced Painting Studio [CORE CLASS]	11	Odland	A41422	B41422	9:30 AM - 12:30 PM		●				
Pastel Landscape	11	Weeks	A47522	B47522	9:30 AM - 12:30 PM		●				
Beginning/Intermediate Painting Studio	11	Odland	A41522	B41522	1:00 PM - 4:00 PM		●				
Botanical Art: Farmers Market Autumn Finds	11	Creger	A44322	B44322	1:00 PM - 4:00 PM		●				
 Watercolor I: Working from Photos	11	Hutchinson	A42522	B42522	9:30 AM - 12:30 PM			●			
 Watercolor Studio: Refining Skills	11	Hutchinson	A43322	B43322	1:00 PM - 4:00 PM			●			
Painting Stories	11	Lidfors	A40322	B40322	1:00 PM - 4:00 PM			●			
 Watercolor Foundations [CORE CLASS] NEW!	12	Weeks	A42022	B42022	9:30 AM - 12:30 PM				●		
Painterly Abstraction NEW!	12	Wieben	A49222	B49222	1:00 PM - 4:00 PM				●		
Plein Air Painting NEW!	12	Anderson	A46222		1:00 PM - 4:00 PM				●		
Beginning Oil Painting [CORE CLASS] NEW!	12	Anderson		B459222	1:00 PM - 4:00 PM				●		
Painting from Photos (Oils/Acrylics) NEW!	12	Anderson	A44422	B44422	6:00 PM - 9:00 PM				●		
Principles of Oil Painting - All Levels NEW!	12	Petrov	A49022		9:00 AM - 12:00 PM					●	
Renaissance and Flemish Oil Painting Method	12	Petrov		B41322	9:00 AM - 12:00 PM					●	
PHOTOGRAPHY	PAGE	ARTIST-INSTRUCTOR	FALL I	FALL II	TIME	MON	TUE	WED	THU	FRI	SAT
Lightroom I	12	Shefland	A67422	B67422	9:00 AM - 12:00 PM		●				
Intermediate Digital Photography	12	Shefland	A66422	B66422	1:00 PM - 4:00 PM		●				
Making Photographs	12	Shefland	A61022	B61022	9:30 AM - 12:30 PM			●			
Beginning Digital Photography [CORE CLASS]	13	Shefland	A66222	B66222	9:00 AM - 12:00 PM				●		
Lightroom II	13	Shefland	A67522	B67522	1:00 PM - 4:00 PM				●		

See page 18 for Artist-Instructor bios

Fall 2022 Class Schedule

SCULPTURE	PAGE	ARTIST-INSTRUCTOR	FALL I	FALL II	TIME	MON	TUE	WED	THU	FRI	SAT
Tuesday Evening Stone [CORE CLASS]	13	Picos	A82722		5:30 PM - 8:00 PM		●				
Stone Carving Beginning/Intermediate	13	Lyman	A82922	B82922	12:30 PM - 3:30 PM				●		
WORKSHOPS FOR ADULTS	PAGE	ARTIST-INSTRUCTOR	FALL I	FALL II	TIME	MON	TUE	WED	THU	FRI	SAT
Intro to Indian Hand Block Printing NEW!	13	Ulrich	A731W22-A		9:30 AM - 1:30 PM						9/24
Creating Collages with an Artistic Voice	13	Neuse	A437W22		9:00 AM - 4:00 PM						10/1
Glass Mosaics	13	Vogl	A969W22		9:30 AM - 1:00 PM						10/1 - 10/8
Autumn Hooked Mug Mat	13	Lausen	A735W22		9:30 AM - 3:30 PM						10/8
Mokume Gane: Mixed Metal Jewelry with Metal Clay	13	Bober	A864W22		1:00 PM - 4:00 PM						10/8 - 10/15
Landscape Painting Two-Day Workshop	13	Combs	A481W22		9:30 AM - 3:30 PM				10/13	10/14	
Joy of Felting: Luminarias NEW!	14	Granbeck	A776W22		10:00 AM - 2:30 PM					10/21	
Color Workshop for Painters	14	Neuse	A439W22		9:00 AM - 4:00 PM						10/22
Intro to Indian Hand Block Printing NEW!	14	Ulrich	A731W22-B		9:30 AM - 1:30 PM						10/29
Joy of Felting: "Circles" Table Runner NEW!	14	Granbeck	A773W22		9:30 AM - 3:30 PM						10/29
Encaustic Painting: Working with Wax	14	Reeb		B438W22	9:30 AM - 3:30 PM					11/11	
Creating Collages with an Artistic Voice	13	Neuse		B437W22	9:00 AM - 4:00 PM						11/12
Landscape Painting One-Day Workshop	14	Combs		B494W22-A	9:30 AM - 3:30 PM				11/17		
Flower Arranging for the Holidays NEW!	14	Persell		B319W22	10:00 AM - 12:30 PM					11/18	
Mud Resist Printing with Indigo NEW!	14	Ulrich		B733W22	9:30 AM - 12:30 PM					11/18	11/19
Creating Antique Patinas in Watercolor	14	Hutchinson		B444W22	9:30 AM - 4:00 PM					12/9	
Color Workshop for Painters	14	Neuse		B439W22	9:00 AM - 4:00 PM						12/10
Workshop: Fantasy Art	14	Winstead		B484W22	9:00 AM - 4:00 PM						12/10
MULTIGENERATIONAL	PAGE	ARTIST-INSTRUCTOR	FALL I	FALL II	TIME	MON	TUE	WED	THU	FRI	SAT
Pumpkin Patch Origami	15	Sheridan	A040W22		5:30 PM - 7:30 PM		10/11				
Weaving Explorations I	15	Ley	A020W22		12:00 PM -2:00 PM						9/24 - 10/1
Jewelry Bash	15	Stice	A023W22		12:00 PM -2:00 PM						9/24
Clay Trinket Tray	15	Faculty	A066W22		1:30 PM - 3:30 PM						9/24
 Mixed-Media Painting (Watercolor)	15	Stahl	A195W22		1:30 PM - 3:30 PM						10/8 - 10/15
Ceramic Vase	15	Speer	A072W22		1:30 PM - 3:30 PM						10/8 - 10/15
Monster Soft Sculptures	15	Stice	A025W22		12:00 PM - 2:00 PM						10/29
 Art Journal (Ink & Watercolor)	15	Stahl		B190W22	5:30 PM - 7:30 PM		11/1 - 11/15				
Gift Box Origami	15	Sheridan		B040W22	5:30 PM - 7:30 PM		11/29				
Weaving Explorations II	16	Ley		B020W22	12:00 PM - 2:00 PM						11/5 - 11/12
Amazing Mugs	16	Speer		B066W22	1:30 PM - 3:30 PM						12/3
Ceramic Snack Bowl	16	Speer		B064W22	1:30 PM - 3:30 PM						11/12
Penguin Art Antics	16	Stice		B025W22	12:00 PM - 2:00 PM						11/19
Mixed-Media Painting (Acrylic)	16	Stahl		B195W22	1:30 PM - 3:30 PM						12/3 - 12/10
CHILDREN AND YOUTH (AGES 5-16)	PAGE	ARTIST-INSTRUCTOR	FALL I	FALL II	TIME	MON	TUE	WED	THU	FRI	SAT
Painting Basics	16	Stice	A19722	B19722	9:30 AM - 11:00 AM						●
Youth Drawing Studio	16	Stahl	A18522	B18522	9:30 AM - 11:00 AM						●
Tween Drawing Studio	16	Stahl	A18622	B18622	11:30 AM - 1:00 PM						●
Ceramics: Wheel & Hand	16	Speer	A16022	B16022	9:30 AM - 12:00 PM						●
Sunrise Painting	17	Stahl	A196W22		1:30 PM - 3:00 PM						10/1
Owl Art Painting	17	Stahl		B196W22	1:30 PM - 3:00 PM						11/12
Painting Studio	17	Faculty		B19422	1:30 PM - 3:30 PM						●
Tween Illustration	17	Wasscher		B19222	11:00 AM - 12:30 PM						●
WORKSHOPS FOR FAMILIES	PAGE	ARTIST-INSTRUCTOR	FALL I	FALL II	TIME	MON	TUE	WED	THU	FRI	SAT
Painting the Fall Colors	17	Stahl	A090W22		1:30 PM - 3:30 PM						9/24
Still Life Drawing & Painting	17	Stahl		B090W22	1:30 PM - 3:30 PM						11/19
Holiday Bowl Party	17	Faculty		B061W22	9:30 AM - 11:30 AM						11/19

 Watch for this symbol throughout this catalog for watercolor options!

Need help finding a class? Use this class grid to help find what is available when you have time to take a class or workshop! We list classes from the earliest starting date, then by day of week and time offered. You can also find which page your class or workshop description is in this catalog. Class skill levels are described on page 19. CORE CLASSES are a great place to start if you are new to a certain medium. Not sure what to take next? Talk to your instructor, or contact our Adult Program Director, Bob Bowman (bbowman@minnetonkaarts.org).

EXPLORING
MINNEAPOLIS ART

Jon Neuse
Skill level: ALL

Get more comfortable and confident looking at, analyzing, and talking about art! The first week, meet at the Art Center to learn and practice Visual Thinking Strategies (VTS), developing your vocabulary for discussing artworks, then visit four Metro-area museums as a group and put your new skills to use! (This class involves traveling to and parking at four museums. Locations may change due to unforeseen issues.) Museums include the Minneapolis Institute of Art, the Walker Art Center, the Museum of Russian Art, and the Weisman Art Museum. Each student receives a 20-page handout to facilitate learning the VTS process. **Materials:** bring paper and pen to each session.

- Enrollment limited to 15; ages 16 and up
- A43822 Thursdays, September 22 - October 20
(5 sessions) 1 - 4 p.m.
\$159 Members / \$177 Non-members
- B43822 Thursdays, November 3 - December 8
(5 sessions) 1 - 4 p.m.
No class on November 24
\$159 Members / \$177 Non-members

SEE THE WORKSHOPS
SECTION FOR THIS
AFFILIATED ARTS
WORKSHOP:

- FLOWER ARRANGING
FOR THE HOLIDAYS

INTRODUCTORY TO
ADVANCED STUDIO LAB

Clarice Allgood
Skill level: ALL

This course, open to all skill levels, covers basic throwing and handbuilding techniques for beginners to more advanced assemblage, subtraction and alteration on and off the wheel. Instruction on glazing, wax and other surface treatments for finishing work will be available. Individualized instruction, demonstrations and discussions will reflect the specific interests of students. Students may choose to work with suggested projects or may prefer to develop their ideas individually. Bring a towel and a small (gallon or less) bucket for water. Tools and clay can be purchased in MCFTA's retail shop.

- Enrollment limited to 15; ages 16 and up
- A90322 Mondays, September 12 - October 24
(7 sessions) 9:30 a.m. - 12:30 p.m.
\$268 Members / \$298 Non-members
- B90322 Mondays, October 31 - December 19
(8 sessions) 9:30 a.m. - 12:30 p.m.
\$306 Members / \$340 Non-members

POTTERY IN THE MAKING

Lee Persell
Skill level: ALL

Expand your skills on the potter's wheel and/or handbuilding through demonstrations, discussions, critiques and an exploration into the art of glazing. High-fire, raku, and soda firing will be explored. Bring a towel and a small (gallon or less) bucket for water. Tools and clay can be purchased in MCFTA's retail shop.

- Enrollment limited to 15; ages 15 and up
- A90522 Tuesdays, September 13 - October 25
(7 sessions) 9:30 a.m. - 12:30 p.m.
\$268 Members / \$298 Non-members
- B90522 Tuesdays, November 1 - December 20
(8 sessions) 9:30 a.m. - 12:30 p.m.
\$306 Members / \$340 Non-members

BAS-RELIEF TILES

Alex Chinn
Skill level: ALL

Put some clay on your walls! Ceramics, architecture, and pattern come together in bas-relief tiles. Interpret a favorite pattern in three dimensions, create a building façade in miniature, or invent your own image! Demonstrations and individual instruction will take you through the planning process, transferring your image to the tile, adding and subtracting clay to create depth, and finally, finishing with stains, glazing, and/or colored slips. Clay and tools are available for purchase in the retail shop. See materials list on the website.

- Enrollment limited to 15; ages 16 and up
- A95522 Tuesdays, October 4 - 25
(4 sessions) 1 - 4 p.m.
\$153 Members / \$170 Non-members

CERAMIC SCULPTURE:
HAND-BUILDING WITH SLABS

Alex Chinn
Skill level: ALL

NEW!

Slab construction offers new possibilities for working in clay - if you do it right! Learn the techniques for making structurally sound sculptural pieces with slabs of clay to create sculptural "buildings" or hanging wall niches. Demonstrations will include technical info for building with slabs, ideas for enhancing slabs with texture or color, and ideas for finishing and displaying your projects. Tools and clay can be purchased in MCFTA's retail shop. See materials list on the website.

- Enrollment limited to 15; ages 16 and up
- B95722 Tuesdays, November 1 - December 6
(6 sessions) 1 - 4 p.m.
\$230 Members / \$255 Non-members

BEGINNING/INTERMEDIATE
POTTERY

Lee Persell
Skill level: ALL

Beginners receive an introduction to basic throwing techniques and forms, while intermediate students expand their technical abilities and their understanding of ceramic form through demos, discussions and critiques. High-fire, raku and soda firing will be explored. Bring a towel and a small (gallon or less) bucket for water. Tools and clay can be purchased in MCFTA's retail shop.

- Enrollment limited to 15; ages 15 and up
- A90022 Tuesdays, September 6 - October 25
(8 sessions) 6 - 9 p.m.
\$306 Members / \$340 Non-members
- B90022 Tuesdays, November 1 - December 20
(8 sessions) 6 - 9 p.m.
\$306 Members / \$340 Non-members

CERAMIC SCULPTURE

Krissy Catt
Skill level: B, AB, I

In this off-the-wheel class, students create a wide variety of projects ranging from figurative work (animals and human) to realistic or abstract forms, to clay totems, and more. You will learn proper interior structure for a sculpture made of clay and have fun with surface design and textures. Come with an idea for a project you want to create, and together we will work to complete it. Bring a towel and a small (gallon or less) bucket for water. Tools and clay can be purchased in MCFTA's retail shop.


- Enrollment limited to 10; ages 16 and up
- A94122 Wednesdays, September 21 - October 26
(6 sessions) 1 - 4 p.m.
\$230 Members / \$255 Non-members
- A94422 Wednesdays, September 21 - October 26
(6 sessions) 9:30 a.m. - 12:30 p.m.
\$230 Members / \$255 Non-members
- B94122 Wednesdays, November 2 - December 21
(8 sessions) 1 - 4 p.m.
\$306 Members / \$340 Non-members
- B94422 Wednesdays, November 2 - December 21
(8 sessions) 9:30 a.m. - 12:30 p.m.
\$306 Members / \$340 Non-members

EXPLORING CLAY

Lee Persell
Skill level: ALL

This class is for beginners and advanced potters alike. Beginners will be introduced to the potter's wheel as well as handbuilding. Experienced students will work with the instructor to develop their own projects. High-fire, raku and soda firing will be explored. Bring a towel and a small (gallon or less) bucket for water. Tools and clay can be purchased in MCFTA's retail shop.

- Enrollment limited to 15; ages 15 and up
- A90622 Thursdays, September 15 - October 27
(7 sessions) 9:30 a.m. - 12:30 p.m.
\$268 Members / \$298 Non-members
- B90622 Thursdays, November 3 - December 22
(7 sessions) 9:30 a.m. - 12:30 p.m.
No class on November 24
\$268 Members / \$298 Non-members



Barn by Alex Chinn

CERAMICS

MADE OF CLAY

Ernest Miller
Skill level: ALL

Clay can be everyday functional or a material to illustrate sculptural ideas. In this class Ernest shares his approach to wheel throwing functional dinnerware as well as the thrown and altered vessel including cups, teapots, bowls, handles, and vases. He will perform demonstrations for the beginner potter while encouraging independent idea exploration for the more experienced. Students have the option to finish their work in a high fire reduction kiln or soda kiln. Bring a towel and a small (gallon or less) bucket for water. Tools and clay can be purchased in MCFTA's retail shop.

Enrollment limited to 15; ages 14 and up

- A97622 Thursdays, September 8 - October 27
 (7 sessions) 6 - 9 p.m.
 \$268 Members / \$298 Non-members
- B97622 Thursdays, November 3 - December 22
 (7 sessions) 6 - 9 p.m.
 No class on November 24
 \$268 Members / \$298 Non-members

[CORE CLASS]
BEGINNING/INTERMEDIATE CERAMICS

Bradley Benn
Skill level: B, AB, I

Learn to throw, develop your throwing skills as a potter, and learn hand-building techniques in this class, open to beginning and intermediate students. A variety of projects and new ideas will be presented, with time available for individualized instruction. Bring a towel and a small (gallon or less) bucket for water. Clay and tools may be purchased in MCFTA's retail shop.

Enrollment limited to 15; ages 16 and up

- A92222 Fridays, September 9 - October 28
 (7 sessions) 9:30 a.m. - 12:30 p.m.
 No class on October 7
 \$268 Members / \$298 Non-members
- B92222 Fridays, November 4 - December 23
 (7 sessions) 9:30 a.m. - 12:30 p.m.
 No class on November 25
 \$268 Members / \$298 Non-members

STONEWARE AND PORCELAIN

Clarice Allgood
Skill level: ALL

Beginners learn the basics of working with stoneware or porcelain on the potter's wheel while intermediate and advanced students expand their skills. Handbuilding projects will be presented. Class includes demos, critiques and an opportunity to try soda and raku-firing techniques. Bring a towel and a small (gallon or less) bucket for water. Tools and clay can be purchased in MCFTA's retail shop.

Enrollment limited to 15; ages 16 and up

- A91822 Saturdays, September 10 - October 29
 (8 sessions) 12:30 - 3:30 p.m.
 \$306 Members / \$340 Non-members
- B91822 Saturdays, November 5 - December 17
 (7 sessions) 12:30 - 3:30 p.m.
 \$268 Members / \$298 Non-members

DRAWING

[CORE CLASS]
DRAWING BASICS

Bonnie Lauber-Westover
Skill level: B, AB

Drawing is a skill that creates the foundation for all 2-D art. Specific exercises will teach you to express yourself and capture the world around you. Each week we'll focus on one approach to seeing and drawing, thereby building a visual vocabulary. You will try various media and approaches, look at successful drawings, have fun and gain confidence in your own work. Great for beginners as well as those who wish to brush up on their skills. A materials list is on the website.

Enrollment limited to 12; ages 16 and up

- A42222 Mondays, September 12 - October 24
 (7 sessions) 9 a.m. - Noon
 \$223 Members / \$248 Non-members
- B42222 Mondays, October 31 - December 19
 (8 sessions) 9 a.m. - Noon
 \$256 Members / \$284 Non-members

INTERMEDIATE DRAWING STUDIO

Bonnie Lauber-Westover
Skill level: AB, I, AD

Continue fine-tuning technical and observational skills--adding depth, emotion, and movement to create stronger drawings with personal perspective. You will explore different media, a variety of approaches, and color techniques to enhance your own artistic vision. A materials list is on the website.

Enrollment limited to 12; ages 16 and up

- A40522 Mondays, September 12 - October 24
 (7 sessions) 1 - 4 p.m.
 \$223 Members / \$248 Non-members
- B40522 Mondays, October 31 - December 19
 (8 sessions) 1 - 4 p.m.
 \$256 Members / \$284 Non-members

DRAWING AND PAINTING THE FIGURE IN CONTEXT

Barbara Lidfors
Skill level: ALL

Drawing and painting the human figure is a multifaceted and exciting venture for artists of all levels. In this class we will review the academic drawing skills necessary to create expressive portraits and dynamic figures. These figurative drawings will then be integrated – with or without the addition of color – into background compositions with realistic or imaginary context. The figurative works of artists such as Diebenkorn, Degas and Munch, who created expressive visual stories around their subjects, are examples of this approach. The class is set up to support the unfolding of individual interests and directions, so please bring your own ideas and photographic reference photos with you! A suggested materials list is on the website.

Enrollment limited to 15; ages 16 and up

- A46822 Thursdays, September 8 - October 27
 (8 sessions) 6 - 9 p.m.
 \$256 Members / \$284 Non-members
- B46822 Thursdays, November 3 - December 22
 (7 sessions) 6 - 9 p.m.
 No class on November 24
 \$223 Members / \$248 Non-members

FIBER ARTS

ADVANCED BEGINNER WEAVING

Traudi Bestler
Skill level: ALL

This class continues the exploration of hand-weaving using Art Center looms. Individual skills will be expanded and different techniques will be introduced depending on class interests. A great class for advanced beginners and those wanting to refresh their weaving skills.

Enrollment limited to 8; ages 16 and up

- A75122 Mondays, September 12 - October 24
 (7 sessions) 9:30 a.m. - 12:30 p.m.
 \$223 Members / \$248 Non-members
- B75122 Mondays, October 31 - December 12
 (6 sessions) 9:30 a.m. - 12:30 p.m.
 No class on November 7
 \$192 Members / \$213 Non-members

INTERMEDIATE WEAVING

Traudi Bestler
Skill level: I

In this class, students continue their exploration of weave structures. The projects and lessons are more challenging and will lead the weaver further down the path of learning. You will become more confident in setting up your loom and making the ideas in your imagination become real. You'll receive help with your projects and experience weaving on a variety of looms.

Enrollment limited to 10; ages 16 and up

- A70022 Tuesdays, September 6 - October 25
 (8 sessions) 9:30 a.m. - 12:30 p.m.
 \$256 Members / \$284 Non-members
- B70022 Tuesdays, November 1 - December 13
 (7 sessions) 9:30 a.m. - 12:30 p.m.
 \$223 Members / \$248 Non-members

WEDNESDAY WEAVING

Traudi Bestler
Skill level: AD

For people who can warp looms and read drafts independently. This class studies more complex weave structures and often spends one portion studying a new weave structure, followed by individual exploration into a project of choice. Designing using a computer program is also covered.

Enrollment limited to 8; ages 16 and up

- A70422 Wednesdays, September 7 - October 26
 (8 sessions) 9:30 a.m. - 12:30 p.m.
 \$256 Members / \$284 Non-members
- B70422 Wednesdays, November 2 - December 14
 (7 sessions) 9:30 a.m. - 12:30 p.m.
 \$223 Members / \$248 Non-members



Still Life by Bonnie Lauber-Westover

FIBER ARTS

FOLK ART RUG HOOKING

Laurie Lausen
Skill level: ALL

Create whimsical rugs using fabric strips and a simple hook. Discover a great way to recycle old wool fabrics. This is not latch-hook. New students will start by designing a simple mug mat to learn the techniques and then move on to a larger project. Mug mat materials which include wool strips, linen backing, finishing supplies, a rug hook for you to keep and a class notebook can be purchased at the first class for \$35 plus tax. Experienced students will work on a project in progress or start designing a new one. Lesson plans include the history of rug hooking, design and transfer methods, color planning, wool preparation, finishing techniques and so much more.

Enrollment limited to 12; ages 16 and up

- A71222 Wednesdays, September 7 - October 26
(7 sessions) 1 - 4 p.m.
\$223 Members / \$248 Non-members
- B71222 Wednesdays, November 2 - December 21
(8 sessions) 1 - 4 p.m.
\$256 Members / \$284 Non-members

[CORE CLASS]
BEGINNING WEAVING

Traudi Bestler
Skill level: B, AB

This class introduces the pleasures of hand-weaving. Using Art Center table looms, you will learn all about setting up and weaving a small project. New weavers may make scarves, table linens, bags or other interesting objects. A variety of twill patterns will be explored. Both beginners and those wanting to refresh their weaving skills are welcome in this group. An additional \$14 materials fee plus tax will be collected from first-time students.

Enrollment limited to 7; ages 16 and up

- A78122 Thursdays, September 8 - October 27
(8 sessions) 9:30 a.m. - 12:30 p.m.
\$256 Members / \$284 Non-members
- B78122 Thursdays, November 10 - December 15
(5 sessions) 9:30 a.m. - 12:30 p.m.
No class on November 24
\$159 Members / \$177 Non-members

SEE THE WORKSHOPS
SECTION FOR THESE
FIBER WORKSHOPS:

- INTRO TO INDIAN HAND BLOCK PRINTING
- AUTUMN HOOKED MUG MAT
- JOY OF FELTING: LUMINARIAS
- MUD RESIST PRINTING WITH INDIGO

JEWELRY

INTERMEDIATE/ADVANCED
JEWELRY STUDIO

William Kennealy
Skill level: I, AD

NEW!

An open lab class for intermediate to advanced jewelry students with enough experience to develop independent projects and designs. Receive design guidance and technical demonstrations such as stone setting from Master Jeweler Bill Kennealy. Price includes \$35 materials fee. Project materials purchased by the student.

Enrollment limited to 12; ages 16 and up

- A84022 Mondays, September 12 - October 24
(7 sessions) 9 a.m. - Noon
\$303 Members / \$333 Non-members
- B84022 Mondays, October 31 - December 19
(8 sessions) 9 a.m. - Noon
\$341 Members / \$375 Non-members

METAL CLAY JEWELRY: SILVER

Sarah Bober
Skill level: ALL

Learn how to make silver jewelry without saws or power tools by using metal clay. This flexible medium can be rolled, stamped, cut, and manipulated like traditional clay. Finished pieces are kiln or torch-fired to become 99.9% pure silver. Each week, students will learn and apply new techniques for working with metal clay and create a variety of unique jewelry designs. All tools provided. Price includes \$50 materials fee.

Enrollment limited to 12; ages 16 and up

- A86022 Tuesdays, September 20 - October 11
(4 sessions) 6 - 9 p.m.
\$203 Members / \$220 Non-members
- B86022 Tuesdays, November 22 - December 13
(4 sessions) 6 - 9 p.m.
\$203 Members / \$220 Non-members

INTERMEDIATE
JEWELRY DESIGN

Danny Saathoff
Skill level: I, AD

Expand on the skills learned in Beginning Silversmithing and Jewelry Design through further exploration of familiar skills and the introduction of more advanced techniques including additional stone settings, mixed media and found objects as wearable art. This class will be loosely structured to allow more time to create new pieces, practice and hone your techniques. **Prerequisite:** MCFTA beginning silver jewelry class or instructor permission. Price includes \$35 materials fee. Some materials provided. Project materials purchased by the student. A materials list is on the website.

Enrollment limited to 14; ages 16 and up

- A85722 Wednesdays, September 7 - October 26
(8 sessions) 9 a.m. - Noon
\$341 Members / \$375 Non-members
- B85722 Wednesdays, November 2 - December 21
(7 sessions) 9 a.m. - Noon
No class on November 9
\$303 Members / \$333 Non-members

[CORE CLASS]
BEGINNING SILVERSMITHING
AND JEWELRY DESIGN

Danny Saathoff
Skill level: B, AB

Learn to work with silver and other metals to create fine jewelry. You'll explore metal fabrications, soldering, stone setting, cold connections, and many more techniques. You will be guided through basic techniques and can expect to complete at least one project by the end of the course. We will also discuss the essential equipment to continue work outside of the classroom. Bring a sketchbook. Price includes \$55 materials fee. Most materials provided.

Enrollment limited to 14; ages 16 and up

- A83222 Wednesdays, September 7 - October 26
(8 sessions) 12:30 - 3:30 p.m.
\$361 Members / \$395 Non-members
- B83222 Wednesdays, November 2 - December 21
(7 sessions) 12:30 - 3:30 p.m.
No class on November 9
\$323 Members / \$353 Non-members

METAL CLAY JEWELRY:
COPPER AND BRONZE

Sarah Bober
Skill level: ALL

Learn to make jewelry using metal clay, a flexible medium that can be rolled, stamped, cut, and manipulated like traditional clay. Finished pieces are kiln fired to become pure metal. In this class students will try several base metal clays including copper and multiple shades of bronze. Base metal clays employ the same techniques as silver metal clay but offer a much less expensive alternative. Students will learn multiple techniques to create a variety of pieces of their own design. \$50 materials fee (included in price) includes metal clay for all class sessions, gemstones, and patinas..

Enrollment limited to 12; ages 16 and up

- A86222 Thursdays, September 22 - October 13
(4 sessions) 6 - 9 p.m.
\$203 Members / \$220 Non-members
- B86222 Thursdays, November 17 - December 15
(4 sessions) 6 - 9 p.m.
No class on November 24
\$203 Members / \$220 Non-members

SEE THE WORKSHOPS
SECTION FOR THIS
JEWELRY WORKSHOP:

- MOKUME GANE: MIXED METAL JEWELRY WITH METAL CLAY

LECTURE

MCFTA ART BOOK CLUB:
ART & FEAR

Scott Stapleton
Skill level: ALL

NEW!

Join us for an in-depth discussion of David Bayles and Ted Orland's "Art & Fear: Observations on the Perils (and Rewards) of Artmaking." This book touches on many issues central to any artistic practice; the presenter, Scott Stapleton, has led discussions on it that lasted over a year! Our course won't go that long, but you're sure to get a lot out of it. Handouts each week will guide discussion topics and spur conversation. The book is short enough to read in advance, read as the class progresses, or not at all! Each handout will give you everything you need.

Enrollment limited to 24; ages 16 and up

- A333L22 Saturdays, October 1 - November 5
(6 sessions) 9:30 -11 a.m.
\$95 Members / \$106 Non-members

PAINTING

ABSTRACT PAINTING

Jon Neuse
Skill level: ALL

This course is an exploration of abstract painting in acrylic or oil with an emphasis on the formal principles of art that are vital to balanced compositions. You will expand your knowledge and use of those principles as you develop your personal style. Students work at their own pace on a series of abstract paintings with friendly critiques and individual guidance. New students, please use the materials list on our website.

Enrollment limited to 15; ages 16 and up

- A49722 Mondays, September 12 - October 24
(7 sessions) 9 a.m. - Noon
\$223 Members / \$248 Non-members
- B49722 Mondays, October 31 - December 19
(8 sessions) 9 a.m. - Noon
\$256 Members / \$284 Non-members

W WATERCOLOR III: STUDIO

Art Center Faculty
Skill level: I, AD

Be inspired by working with a different instructor each week! A collection of artists/instructors will share their talents with you – see where a new perspective can take your work! In this intermediate to advanced studio format class, each artist will be working on an individual project. Subject matter may include still life, photographic reference material, imaginative images or abstraction. Individual critiques and instruction will help guide students in their personal artistic journeys. Bring regular watercolor supplies.

Enrollment limited to 15; ages 16 and up

- A42422 Mondays, September 12 - October 24
(7 sessions) 9:30 a.m. - 12:30 p.m.
\$223 Members / \$248 Non-members
- B42422 Mondays, October 31 - December 19
(8 sessions) 9:30 a.m. - 12:30 p.m.
\$256 Members / \$284 Non-members

W WATERCOLOR II: REFINING SKILLS

Art Center Faculty
Skill level: I, ADI

Be inspired by working with a different instructor each week! A collection of artists/instructors will share their talents with you – see where a new perspective can take your work! Continue developing skills and personal expression in a course that encourages exploration while increasing familiarity with watercolor techniques through instructor demonstration. General emphasis will be on individual confidence and growth. Bring watercolor supplies to the first class.

Enrollment limited to 15; ages 16 and up

- A42622 Mondays, September 12 - October 24
(7 sessions) 1 - 4 p.m.
\$223 Members / \$248 Non-members
- B42622 Mondays, October 31 - December 19
(8 sessions) 1 - 4 p.m.
\$256 Members / \$284 Non-members

W INTERMEDIATE/ADVANCED PAINTING STUDIO

Dorothy Odland
Skill level: I, AD

Understand more about the process of making art and developing personal style using oil, acrylic or watercolor. Work at your own pace with individual instruction in this open studio format class. Bring paints, brushes and painting surface to the first class.

Enrollment limited to 15; ages 16 and up

- A41422 Tuesdays, September 6 - October 25
(8 sessions) 9:30 a.m. - 12:30 p.m.
\$256 Members / \$284 Non-members
- B41422 Tuesdays, November 1 - December 20
(8 sessions) 9:30 a.m. - 12:30 p.m.
\$256 Members / \$284 Non-members

PASTEL LANDSCAPE

Arthur Weeks
Skill level: AB, I, AD

The focus of this class is to understand pastels and help you find, trust and enrich your own artistic voice through this wonderful medium. Study the techniques of master artists to learn how value, composition, style and color turn into great works of art. Discover the luminosity of this pure pigment and capture the spirit of pastels. Learn how quickly you can lay down a sketch – a major benefit of the pastel medium! A materials list is on our website.

Enrollment limited to 12; ages 16 and up

- A47522 Tuesdays, September 6 - October 11
(6 sessions) 9:30 a.m. - 12:30 p.m.
\$192 Members / \$213 Non-members
- B47522 Tuesdays, November 1 - December 20
(8 sessions) 9:30 a.m. - 12:30 p.m.
\$256 Members / \$284 Non-members

[CORE CLASS]

W BEGINNING/ INTERMEDIATE PAINTING STUDIO

Dorothy Odland
Skill level: B, AB, I

Learn the basics or brush up on rusty skills. Work in oil, acrylic or watercolor to explore color and personal style. Work at your own pace with individual instruction in this open studio format class. Bring paints, brushes and painting surface to the first class.

Enrollment limited to 15; ages 16 and up

- A41522 Tuesdays, September 6 - October 25
(8 sessions) 1 - 4 p.m.
\$256 Members / \$284 Non-members
- B41522 Tuesdays, November 1 - December 20
(8 sessions) 1 - 4 p.m.
\$256 Members / \$284 Non-members

W BOTANICAL ART: FARMERS MARKET AUTUMN FINDS

Kathy Creger
Skill level: ALL

Learn to create accurate and artistic representations of fall plants, flowers, and vines using the abundance of the autumn farmers market as your source for inspiration and subject matter. We'll practice the careful observation and rendering of the lines, values, and textures of your subject to bring your painting to life! Bring your drawing and/ or watercolor painting materials and hot-pressed paper to work on.

Enrollment limited to 15; ages 16 and up

- A44322 Tuesdays, September 20 - October 18
(5 sessions) 1 - 4 p.m.
\$159 Members / \$177 Non-members
- B44322 Tuesdays, November 8 - December 6
(5 sessions) 1 - 4 p.m.
\$159 Members / \$177 Non-members

W WATERCOLOR I: WORKING FROM PHOTOS

Sonja Hutchinson
Skill level: AB, I

This class is for advanced beginner watercolor artists who are ready to work on their own subject matter using photographic reference materials. You will work to capture the essence of your subject by clarifying your point of view, working out your compositional design, simplifying elements and planning your lighting. Students will receive individual support and work at their own pace while applying core watercolor skills to create their own body of work. Bring regular watercolor supplies, or use Sonja's general materials list on our website.

Enrollment limited to 12; ages 16 and up

- A42522 Wednesdays, September 7 - October 26
(6 sessions) 9:30 a.m. - 12:30 p.m.
No class on September 28, October 5
\$192 Members / \$213 Non-members
- B42522 Wednesdays, November 2 - December 21
(7 sessions) 9:30 a.m. - 12:30 p.m.
No class on November 23
\$223 Members / \$248 Non-members

PAINTING STORIES

Barbara Lidfors
Skill level: AB, I, AD

Picasso once said, "Painting is just another way of keeping a diary!" In other words, a well composed and artfully painted picture can also tell a meaningful, personal story. It can express how you experience the world, what is meaningful and significant to you in your daily journeys. In this class for painters of all levels, we will review basic painting concepts and use them to compose personal narratives in a realistic or abstractly expressive style. Bring your own oil and/or acrylic paints, brushes and painting surfaces to the first class. Additionally, bring personal reference photos or drawing ideas as points of departure for your artwork.

Enrollment limited to 15; ages 16 and up

- A40322 Wednesdays, September 7 - October 26
(8 sessions) 1 - 4 p.m.
\$256 Members / \$284 Non-members
- B40322 Wednesdays, November 2 - December 21
(8 sessions) 1 - 4 p.m.
\$256 Members / \$284 Non-members

W WATERCOLOR STUDIO: REFINING SKILLS

Sonja Hutchinson
Skill level: AB, I

Continue developing skills and personal expression in a course that encourages exploration while increasing familiarity with watercolor techniques through instructor demonstration. General emphasis will be on individual confidence and growth. Bring watercolor supplies to the first class, or see Sonja's materials list on the website. **Prerequisite:** an AB level watercolor class or instructor's permission.

Enrollment limited to 15; ages 16 and up

- A43322 Wednesdays, September 7 - October 26
(6 sessions) 1 - 4 p.m.
No class on September 28, October 5
\$192 Members / \$213 Non-members
- B43322 Wednesdays, November 2 - December 21
(7 sessions) 1 - 4 p.m.
No class on November 23
\$223 Members / \$248 Non-members



Yellow Callas by Sarah Wieben

PAINTING

[CORE CLASS]
W WATERCOLOR
FOUNDATIONS

Arthur Weeks
Skill level: B, AB

Just starting out with watercolor and want some help finding your way? Curious about the possibilities? Through demonstrations, exercises, and artistic experiments designed to introduce you to this delightful medium, learn fundamental watercolor techniques such as brush handling, color mixing, glazing, wet-into-wet, wet-into-dry, and tonal value studies. Emphasis will be on making discoveries, learning techniques and developing confidence. A materials list is on the website.

- Enrollment limited to 14; ages 16 and up
A42022 Thursdays, September 8 - October 13 (6 sessions) 9:30 a.m. - 12:30 p.m. \$192 Members / \$213 Non-members
B42022 Thursdays, November 3 - December 22 (7 sessions) 9:30 a.m. - 12:30 p.m. No class on November 24 \$223 Members / \$248 Non-members

PAINTERLY ABSTRACTION
Sarah Wieben
Skill level: I, AD

How do you create an abstract painting that's painterly in its brushstroke and use of color, visually compelling and, ultimately, successful? Where do you start? We'll address those questions by examining some of the concepts behind abstract painting, develop some jumping-off points for how to begin, learn techniques to develop your work in progress and discuss approaches to determining a painting's success and completion. Bring your own supplies to work either in oil or acrylic paint. This class will include painting demonstrations, peer critiques and plenty of helpful guidance.

- Enrollment limited to 15; ages 16 and up
A49222 Thursdays, September 8 - October 27 (8 sessions) 1 - 4 p.m. \$256 Members / \$284 Non-members
B49222 Thursdays, November 3 - December 22 (7 sessions) 1 - 4 p.m. No class on November 24 \$223 Members / \$248 Non-members



Spring at the Lake by Scott Lloyd Anderson

NEW!

PLEIN AIR PAINTING
Scott Lloyd Anderson
Skill level: AB, I, AD

You're outdoors, you're making art, it's social, and it's challenging enough to get your juices going – there's a reason it's called "the New Golf." Learn simple, time-honored approaches to simplify a scene and capture a sense of the light that day. Most important, this class will teach you that plein air painting is really about learning to see: seeing space, seeing subtle value relationships, and seeing color. Bring your own painting supplies. Suggested materials list on website. Locations will be close to MCFTA, progressing to spots around the western metro.

- Enrollment limited to 14; ages 16 and up
A46222 Thursdays, September 15 - October 27 (7 sessions) 1- 4 p.m. \$223 Members / \$248 Non-members

[CORE CLASS]
BEGINNING OIL PAINTING
Scott Lloyd Anderson
Skill level: B

Oils have a workability unlike other mediums. They also feel connected to art history. Learn the basics of the medium: how they work, feel, and react to other substrates. How they can be applied to a surface with a brush, knife, or finger (with a glove on!) We won't be painting masterpieces (just yet), but we'll be playing a lot, mixing colors and developing a feel for how paint comes off your brush, and how you make marks. See material list on website.

- Enrollment limited to 14; ages 16 and up
B45922 Thursdays, November 3 - December 22 (7 sessions) 1 - 4 p.m. No class on November 24 \$223 Members / \$248 Non-members

PAINTING FROM PHOTOS
(OILS/ACRYLICS)
Scott Lloyd Anderson
Skill level: AB, I, AD

Or, "How Not To Paint From Photos!" We paint from life when we can, but painting from a photo is something we all do – even dedicated plein air painters. We'll explore how the eyes see vs. how the camera sees, different kind of references (useless vs. useful), interpreting a photo vs. copying it, how to take a photo specifically for a painting reference. Bring your own painting supplies. Suggested materials list on website. Oils (or water solubles) preferred, but acrylic painters will find the class useful too.

- Enrollment limited to 15; ages 16 and up
A44422 Thursdays, September 15 - October 27 (7 sessions) 6- 9 p.m. \$223 Members / \$248 Non-members
B44422 Thursdays, November 3 - December 22 (7 sessions) 6- 9 p.m. No class on November 24 \$223 Members / \$248 Non-members

NEW!

NEW!

NEW!

PRINCIPLES OF OIL PAINTING
- ALL LEVELS
Dan Petrov
Skill level: ALL

Beginners learn the basic techniques of oil painting, intermediates brush up on their skills, and advanced students can take their paintings to a higher level with some new techniques! Learn how to select your color palette, how, when and why to use mediums, and much more. Dan will demonstrate each technique and method so you'll see and understand it before working on your own project. See Dan's general materials list on the website.

- Enrollment limited to 10; ages 16 and up
A49022 Fridays, September 9 - October 28 (7 sessions) 9 a.m. - Noon \$223 Members / \$248 Non-members

RENAISSANCE AND FLEMISH
OIL PAINTING METHOD
Dan Petrov
Skill level: ALL

Learn a method of layering paint that Flemish and Renaissance masters used. Layer by layer you'll develop the form, distinctive values, gradation of edges and the development of half-tones and highlights. Great for both beginners and intermediate to advanced students who would like to learn this traditional process for creating artwork that has both depth and complexity. A materials list is on the website.

- Enrollment limited to 10; ages 16 and up
B41322 Fridays, November 4 - December 23 (7 sessions) 9 a.m. - Noon No class on November 25 \$223 Members / \$248 Non-members

SEE THE WORKSHOPS
SECTION FOR THESE
PAINTING WORKSHOPS:

- CREATING COLLAGES WITH AN ARTISTIC VOICE
LANDSCAPE PAINTING 2-DAY WORKSHOP
COLOR WORKSHOP FOR PAINTERS
ENCAUSTIC PAINTING: WORKING WITH WAX
LANDSCAPE PAINTING 1-DAY WORKSHOP
CREATING ANTIQUE PATINAS IN WATERCOLOR
FANTASY ART

PHOTOGRAPHY

LIGHTROOM I
Alan Shefland
Skill level: B, AB

Learn the basics of Adobe Lightroom, a valuable tool for organizing, editing and sharing your photography. Start by learning how to set up Lightroom, including importing and exporting images. Then explore the seven modules with an emphasis on the Develop module. By the end of the session, you will have the skills to explore the vast potential of Lightroom and make your images come alive. Each student will need to bring a laptop computer running the current operating system along with the current Adobe Lightroom program installed.

- Enrollment limited to 12; ages 16 and up
A67422 Tuesdays, September 6 - October 25 (8 sessions) 9 a.m. - Noon \$256 Members / \$284 Non-members
B67422 Tuesdays, November 1 - December 20 (8 sessions) 9 a.m. - Noon \$256 Members / \$284 Non-members

INTERMEDIATE DIGITAL
PHOTOGRAPHY
Alan Shefland
Skill level: AB

If you've taken Beginning Digital Photography and you're ready to take your craft to the next level this is where you belong. This is where it starts to get serious – and fun! You'll become more technically competent while honing your artistic skills. Students who have acquired beginning level digital photography skills elsewhere are welcome but need instructor approval. Please contact the Registrar for more information.

- Enrollment limited to 10; ages 16 and up
A66422 Tuesdays, September 6 - October 25 (8 sessions) 1 - 4 p.m. \$256 Members / \$284 Non-members
B66422 Tuesdays, November 1 - December 20 (8 sessions) 1 - 4 p.m. \$256 Members / \$284 Non-members

MAKING PHOTOGRAPHS
Alan Shefland
Skill level: I, AD

This class will help serious amateur and professional photographers find more passion in their work by exploring the narrative, aesthetic and emotional aspects of image making, with an emphasis on simplicity and the use of natural light. Through practical demonstrations, field trips, individual portfolio reviews and studying the work of other photographers, we will refine our views on producing work and balancing the various aspects of a busy life.

- Enrollment limited to 10; ages 16 and up
A61022 Wednesdays, September 7 - October 26 (8 sessions) 9:30 a.m. - 12:30 p.m. \$256 Members / \$284 Non-members
B61022 Wednesdays, November 2 - December 21 (8 sessions) 9:30 a.m. - 12:30 p.m. \$256 Members / \$284 Non-members

[CORE CLASS]
BEGINNING DIGITAL PHOTOGRAPHY
Alan Shefland
Skill level: B, AB

If you're a beginning photographer and a bit mystified by your digital camera, this class is for you. You'll start by learning camera basics like aperture, shutter speed, and ISO settings. You'll move on to learning how to make pictures and to develop your compositional skills. We'll also discuss lenses and other equipment and how to care for your gear. By the end of the course, you'll be more excited than ever about photography and you'll own a collection of images that demonstrate your technical and creative growth. Please bring your camera (fully charged) and its manual. The class workbook, *"Understanding Photography Field Guide"* by Brian Peterson, is optional but strongly recommended.

- Enrollment limited to 10; ages 16 and up**
- A66222** **Thursdays, September 8 - October 27**
(8 sessions) 9 a.m. - Noon
\$256 Members / \$284 Non-members
- B66222** **Thursdays, November 3 - December 22**
(7 sessions) 9 a.m. - Noon
No class on November 24
\$223 Members / \$248 Non-members

LIGHTROOM II
Alan Shefland
Skill level: AB, I

This course is the next step to understanding Adobe Lightroom in a more professional way. You will further explore the capabilities of Lightroom and think more in-depth about the changes you make and why you make them. Each student will need to bring a laptop computer running the current operating system with the current Adobe Lightroom Classic program installed and a jump drive with images to work on. **Prerequisite:** *Lightroom I* or a basic understanding of how Lightroom operates.

- Enrollment limited to 10; ages 16 and up**
- A67522** **Thursdays, September 8 - October 27**
(8 sessions) 1 - 4 p.m.
\$256 Members / \$284 Non-members
- B67522** **Thursdays, November 3 - December 22**
(7 sessions) 1 - 4 p.m.
No class on November 24
\$223 Members / \$248 Non-members

SCULPTURE

[CORE CLASS]
TUESDAY EVENING STONE
Frank Picos
Skill level: ALL

Begin or continue your stone carving experience in this relaxed evening class. Enjoy the wonder of carving stone with simple methods easily learned by anyone. The instructor will assist you in the creative process, helping you release the image within your stone. You will be guided in the use of hand tools and gain an understanding of the reductive process. Most tools provided. A block of limestone is provided for first-time students. Returning students will purchase their own materials.

- Enrollment limited to 10; ages 16 and up**
- A82722** **Tuesdays, September 13 - October 18**
(6 sessions) 5:30 - 8 p.m.
\$203 Members / \$224 Non-members

STONE CARVING BEGINNING/ INTERMEDIATE
Susan Lyman
Skill level: ALL

Discover the magic of stone carving. Starting with hand tools and working small in limestone, beginning students will be introduced to the carving process including basic 3-D design concepts. Intermediate students will hone their understanding of the reductive process and sculptural design and be introduced to power and pneumatic tools. First-time students are provided with a limestone block to carve and all necessary tools. Intermediate students may want to discuss their project with the instructor before purchasing materials. You'll be surprised by the imagery you'll unlock within the stone.

- Enrollment limited to 8; ages 16 and up**
- A82922** **Thursdays, September 8 - October 27**
(8 sessions) 12:30 - 3:30 p.m.
\$317 Members / \$351 Non-members
- B82922** **Thursdays, November 3 - December 22**
(7 sessions) 12:30 - 3:30 p.m.
No class on November 24
\$279 Members / \$309 Non-members

WORKSHOPS FOR ADULTS

INTRO TO INDIAN HAND BLOCK PRINTING **NEW!**
Katrina Ulrich
Skill level: ALL

Instructor Katrina Ulrich teaches you the basics of printing patterns on fabric using hand-carved Indian blocks on fabric – a process only slightly changed from the centuries-old process as it originated in India. Learn to master mitred corners, borders, and multi-colored designs using blocks from her extensive collection. Choose a scarf, apron, or dish towel to print as a final project. This class prepares you for upcoming classes in block printing. Price includes \$20 materials fee. Bring a lunch.

- Enrollment limited to 12; ages 16 and up**
- A731W22-A** **Saturday, September 24**
(1 session) 9:30 a.m. - 1:30 p.m.
\$71 Members / \$77 Non-members
- A731W22-B** **Saturday, October 29**
(1 session) 9:30 a.m. - 1:30 p.m.
\$71 Members / \$77 Non-members

CREATING COLLAGES WITH AN ARTISTIC VOICE
Jon Neuse
Skill level: ALL

This one day, six-hour, workshop is an opportunity to explore and learn the dynamic of designing and making collages. In the morning, the instructor, Jon Neuse, will walk you through the steps of putting a collage together. The workshop is constructed so you can learn from your instructor and the other participants. The afternoon is set up for you to focus on making your own collage(s). A materials list is available on the website. Bring a lunch for the hour-long break.

- Enrollment limited to 12; ages 16 and up**
- A437W22** **Saturday, October 1**
(1 session) 9 a.m. - 4 p.m.
\$77 Members / \$85 Non-members
- B437W22** **Saturday, November 12**
(1 session) 9 a.m. - 4 p.m.
\$77 Members / \$85 Non-members

GLASS MOSAICS
Julie Vogl
Skill level: ALL

Discover the art of making mosaics. Bring your creativity and learn to clip and cut glass and apply grout to your own original design. We will be working with stained glass as the primary material to create two mosaic works of art. Feel free to bring any small treasures (buttons, beads, single earrings, keys, coins) you may want to incorporate into your art (optional). Materials included; price includes \$20 materials fee.

- Enrollment limited to 14; ages 16 and up**
- A969W22** **Saturdays, October 1 - 8**
(2 sessions) 9:30 a.m. - 1 p.m.
\$128 Members / \$140 Non-members

AUTUMN HOOKED MUG MAT
Laurie Lausen
Skill level: ALL

Flowers, foliage, birds... In this workshop, you'll choose a favorite image and learn the basic techniques of rug hooking while creating a small mug mat. You'll enjoy this early method of making rugs by pulling loops of wool fabric through a linen backing. All materials included. Bring simple design ideas or choose a template. Workshop price includes \$25 materials fee. Bring a lunch for the half-hour break.

- Enrollment limited to 12; ages 16 and up**
- A735W22** **Saturday, October 8**
(1 session) 9:30 a.m. - 3:30 p.m.
\$97 Members / \$105 Non-members

MOKUME GANE: MIXED METAL JEWELRY WITH METAL CLAY
Sarah Bober
Skill level: ALL

Mokume gane is a Japanese technique of combining different metals together to create beautiful patterns reminiscent of woodgrain. When using traditional metalsmithing techniques it can be a very labor-intensive process that requires special tools and equipment. Luckily this technique can be done in metal clay, saving time and material. In this class, you will learn several mokume gane techniques using Art Clay Copper and Silver to create stunning one-of-a-kind jewelry. Price includes \$60 materials fee; materials included.

- Enrollment limited to 12; ages 16 and up**
- A864W22** **Saturdays, October 8 - 15**
(2 sessions) 1 - 4 p.m.
\$153 Members / \$163 Non-members

LANDSCAPE PAINTING TWO-DAY WORKSHOP
Michele Combs
Skill level: AB, I, AD

Treat yourself to two days of painting! Michele will address the importance of choosing an image, thumbnail sketches, simplifying composition, underpainting, paint application, focal point, and color. Individualized instruction to strengthen your artistry. Work on one painting in the morning and another in the afternoon to maintain a fresh eye! Bring lots of photos for composition options. See materials list on the website. Bring a lunch each day for the half-hour break.

- Enrollment limited to 12; ages 16 and up**
- A481W22** **Thursday - Friday, October 13 - 14**
(2 sessions) 9:30 a.m. - 3:30 p.m.
\$140 Members / \$156 Non-members

WORKSHOPS FOR ADULTS

JOY OF FELTING: LUMINARIAS
Leslie Granbeck
Skill level: ALL

NEW!

Add a warm glow to the season with pretty, felted luminarias. Learn traditional wet felting techniques using wool and a little soapy water. Add texture and other designs using a variety of natural materials. The perfect accent for the mantle, dinner table, or any spot that needs a little soft illumination - great for gifts, too! Make two in class. \$30 materials fee (included in price) includes a reusable felting kit, all fibers and supplies to make two luminarias. Bring 2-3 old hand towels, an old bath towel, plastic bag to take how wet items, apron (optional) and a bag lunch.

Enrollment limited to 12; ages 16 and up

A776W22 Friday, October 21
(1 session) 10 a.m. - 2:30 p.m.
\$88 Members / \$94 Non-members

COLOR WORKSHOP
FOR PAINTERS

Jon Neuse
Skill level: ALL

Painters of all levels: make your paintings more powerful and effective by gaining a better understanding of color in this six hour workshop. Explore the dynamics and use of color in two-dimensional art in this collaborative, hands-on workshop! Study color theory, using a color wheel, emotional and manipulative powers of color, how to mix acrylic paints, color recipes, how to make a color chart, and more. Class handout includes information on color theory, palette arrangement, color formulas and recipes. Materials list on website. Bring a lunch for the hour-long break.

Enrollment limited to 12; ages 16 and up

A439W22 Saturday, October 22
(1 session) 9 a.m. - 4 p.m.
\$77 Members / \$85 Non-members

B439W22 Saturday, December 10
(1 session) 9 a.m. - 4 p.m.
\$77 Members / \$85 Non-members



Luminarias by Leslie Granbeck

JOY OF FELTING: "CIRCLES"
TABLE RUNNER
Leslie Granbeck
Skill level: ALL

NEW!

Create a colorful runner or wall hanging from wool fibers and a little soapy water. No knitting or sewing required. Learn the magic of wet felting and create a work of art for your table or wall, in a pattern inspired by vintage penny rugs and the work of the Russian artist Kandinsky. This design looks great in any home, office, or cabin. Some physical stamina needed for felting. Materials fee of \$35 (included in price) includes a reusable felting kit, all fibers, and supplies. Bring 2-3 hand towels, an old bath towel, apron (optional), a plastic bag to carry home wet items, and a lunch.

Enrollment limited to 14; ages 16 and up

A773W22 Saturday, October 29
(1 session) 9:30 a.m. - 3:30 p.m.
\$107 Members / \$120 Non-members

ENCAUSTIC PAINTING:
WORKING WITH WAX

Jodi Reeb
Skill level: ALL

In this exciting, one-day experience you will learn encaustic techniques (molten beeswax painting). A brief history and description of encaustic painting will be shared as well as basic supplies and tools, safety, preparation of supports including the application of grounds, fusing techniques and paint application. A variety of techniques will be demonstrated such as wax image transfers, mixing your own paint, creating texture and working with masks and stencils. The majority of time will be spent painting. Previous participants may work on individual projects with instructor guidance. All levels welcome. Price includes \$35 materials fee. Bring a lunch for the half-hour break.

Enrollment limited to 15; ages 16 and up

B438W22 Friday, November 11
(1 session) 9:30 a.m. - 3:30 p.m.
\$105 Members / \$113 Non-members



Circles Table Runner by Leslie Granbeck

LANDSCAPE PAINTING
ONE-DAY WORKSHOP
Michele Combs
Skill level: ALL

Starting with an instructor-selected photo, you will be led step by step through the painting process. You'll gain a better understanding of how the instructor thinks through the painting process. Although the whole class works from the same original image, you'll be amazed by how different each student's finished painting will look. This class is designed to be fun and relaxing. Suggested materials list on the website. Bring a lunch for the half-hour break.

Enrollment limited to 12; ages 16 and up

B494W22-A Thursday, November 17
(1 session) 9:30 a.m. - 3:30 p.m.
\$72 Members / \$80 Non-members

FLOWER ARRANGING
FOR THE HOLIDAYS

NEW!

Lee Persell
Skill level: ALL

Make your holiday decorating more personal by creating your own floral arrangements. This class will introduce you to the art of flower arranging by breaking down the arrangement into its basic structure: line, shape, color, balance, proportion and texture. Find out why "less is more" and learn how to collect or shop for materials selectively. We will also consider the use of non-floral elements. Bring one or two vases (can be glass, ceramic, or other material) and garden shears or hand pruner. Price includes \$25 materials fee.

Enrollment limited to 10; ages 16 and up

B319W22 Friday, November 18
(1 session) 10 a.m. - 12:30 p.m.
\$57 Members / \$60 Non-members

MUD RESIST PRINTING
WITH INDIGO

NEW!

Katrina Ulrich
Skill level: ALL

Inspired by the "Dabu" mud resist block printing with indigo dye process, Katrina Ulrich has adapted the technique for use in our studio. Participants will learn how to "print" on fabric with a mud paste, dry the fabric and overprint to add more detail. Then try the process on a scarf, tote bag, or dish towel (provided) or on a tee shirt that you bring in. Class meets three hours the first day; two the second. Price includes \$20 materials fee.

Enrollment limited to 12; ages 16 and up

B733W22 Friday - Saturday, November 18 - 19
(2 sessions) 9:30 a.m. - 12:30 p.m.
\$84 Members / \$91 Non-members

W CREATING ANTIQUE
PATINAS IN WATERCOLOR
Sonja Hutchinson
Skill level: AB, I, AD

Learn techniques to create beautiful weathered patinas through a combination of wet-into-wet paint application, carved out lights, molded edges and glazing finishes. The earthy effects you'll create will make paintings come alive and inspire new approaches for painting rocky scenes, sculptures, figures and buildings. Reference materials will be supplied. Bring regular watercolor supplies, one to two quarter sheets of Arches 140# cold press watercolor paper (11"x15") and raw umber paint. Bring a lunch for the half-hour break.

Enrollment limited to 12; ages 16 and up

B444W22 Friday, December 9
(1 session) 9:30 a.m. - 4 p.m.
\$77 Members / \$85 Non-members

WORKSHOP: FANTASY ART

Leo Winstead
Skill level: AB, I, AD

Try your hand at fantasy illustration! You'll select a subject to work from, with reference materials provided as required, and be guided through each step from initial sketch to final rendering on board or canvas. We'll cover creating a dynamic composition, creating a mood through color and lighting, the sketching process, and transferring the sketch for underpainting and the final rendering. We'll also look at some examples for inspiration and talk about the history of fantasy art within the larger field of illustration. Bring a lunch for the half-hour break. See materials list on website.

Enrollment limited to 14; ages 16 and up

B484W22 Saturday, December 10
(1 session) 9 a.m. - 4 p.m.
\$83 Members / \$92 Non-members



Mud Resist Painting with Indigo by Katrina Ulrich

MULTIGENERATIONAL

Multigenerational workshops welcome students from a large age range. Great for family members and other groups who want to take a class together. Open to individuals or groups as long as each student meets the age requirement.

PUMPKIN PATCH ORIGAMI

Kathleen Sheridan
Skill level: ALL

Let’s wander through a paper pumpkin patch in this multigenerational class. You will learn step-by-step folding techniques to create pumpkin origami. This class will focus on a couple of models, which you will practice more than once to build your paper folding muscle memory. This class includes origami paper kits with brightly colored and patterned origami paper. This is a welcoming and creative multigenerational learning experience open to all experience levels.

Enrollment limited to 12; Multigenerational class for ages 10 to adult

A040W22 Tuesday, October 11
(1 session) 5:30 - 7:30 p.m.
\$30 Members / \$33 Non-members

WEAVING EXPLORATIONS I

Madie Ley
Skill level: ALL

Join us as we experiment with color, texture and pattern in small-scale weavings. Using a simple frame loom, learn how to warp a loom and prepare weft yarn for weaving. The majority of class time will be devoted to weaving with yarn – from cotton to wool to acrylic-blends – representing a rainbow of colors. Once you understand the basics of weaving, you will expand your weaving know-how with techniques to add texture and pattern. You’ll even learn finishing techniques for creating a woven wall-hanging. This multigenerational class is open to artists who have never woven before as well as those with previous experience weaving.

Enrollment limited to 12; Multigenerational class for ages 10 to adult

A020W22 Saturdays, September 24 - October 1
(2 sessions) Noon - 2 p.m.
\$54 Members / \$57 Non-members

JEWELRY BASH

Jenny Stice
Skill level: ALL

In this multigenerational workshop, create your own eye-catching jewelry with assorted beads, ribbon, thread, and findings. Your wearable art creations will reflect your unique sense of style! For this fall, you will create jewelry with polymer clay additions. Learn how to shape, mold and blend colors of polymer clay to create necklace pendants. Pendants may be inspired by nature and flowers – or be whimsical creations of your own choosing. Participants will see a variety of necklace ideas to display your pendant(s), and then choose the first one to make together.

Enrollment limited to 12; Multigenerational class ages 9 to adult

A023W22 Saturday, September 24
(1 session) Noon - 2 p.m.
\$30 Members / \$33 Non-members

CLAY TRINKET TRAY

Art Center Faculty
Skill level: ALL

In this multigenerational workshop, you’ll create mini-trays that have an array of uses - from holding your keys to presenting your after-dinner treats. These make great presents for friends and family too! There are many styles of trays to inspire your creation – they can be round, square, leaf-shaped for the fall season or more. They can be stamped and carved with designs of your choice. You will paint your pottery with a colorful slip to finish. Because of the bisque and glaze firing process, estimated project pickup is three weeks after the class.

Enrollment limited to 12; Multigenerational class for ages 7 to adult

A066W22 Saturday, September 24
(1 session) 1:30 - 3:30 p.m.
\$39 Members / \$42 Non-members

MIXED-MEDIA PAINTING (WATERCOLOR)

Erin Stahl
Skill level: ALL

In this multigenerational class, create artwork that combines watercolor painting and pen & ink drawing. Build your skill set selecting and mixing a color palette, handling brushes, and experimenting with watercolor painting techniques. Sample projects include landscape and/or still life paintings layered with pen & ink drawings or atmospheric washes. This class is open to all painting levels and encourages a sense of play and experimentation. Materials provided for class. Students ages 11 and up may register with a registered adult.

Enrollment limited to 12; Multigenerational class for ages 14 to adult; ages 11 and up may register with a registered adult

A195W22 Saturdays, October 8 - 15
(2 sessions) 1:30 - 3:30 p.m.
\$59 Members / \$65 Non-members

CERAMIC VASE

Anastasia Speer
Skill level: ALL

Make your own ceramic vase out of clay. Learn how to create the vase form with one of the popular handbuilding techniques – pinching, coiling or slab making. Once your vase is formed, the surface decoration can begin! Design and decorate your vase with the help of clay carving tools and stamps, clay additions and/or *sgraffito* (in Italian “to scratch”) techniques. Your vase will be decorated with colorful slips and underglazes. Because of the bisque and glaze firing process, estimated project pickup is three weeks after the class. This is a multigenerational class open to all skill levels from beginners to more experienced potters.

Enrollment limited to 12; Multigenerational class for ages 7 to adult

A072W22 Saturdays, October 8 - 15
(2 sessions) 1:30 - 3:30 p.m.
\$70 Members / \$77 Non-members

MONSTER SOFT SCULPTURES

Jenny Stice
Skill level: ALL

In this multigenerational class, dream up a monster that can be spooky or silly. First, sketch your monster’s features and body to create a fabric pattern. Choose from a rainbow of felt colors for the body of your monster, and play with fiber embellishments that will give your monster character, such as fabric scraps, embroidery floss, ribbons and more. You will get a demonstration of hand-sewing basics to piece together your pattern pieces, and leave class with enough embroidery floss or yarn to complete your monster’s stitching at home.

Enrollment limited to 12; Multigenerational class for ages 8 to adult

A025W22 Saturday, October 29
(1 session) Noon - 2 p.m.
\$31 Members / \$34 Non-members



Jenny Stice, Monster Soft Sculptures

ART JOURNAL (INK & WATERCOLOR)

Erin Stahl
Skill level: ALL

This multigenerational class introduces you to art journals, an excellent way to capture impressions of a place when you are traveling or even on a backyard nature walk. Get an overview of different styles and formats for an art journal, and see samples of the mixed-media journal pages created by artist Erin Stahl. Then it’s time to create your own art journal pages based on a meaningful moment, a special place, or a natural or architectural wonder. Start by sketching in graphite and ink, and then learn some tips for applying watercolor paints to make your sketches come alive. You may even choose to add some written journaling to enhance your storytelling. Returning students may explore other mixed-media materials in addition to watercolor. Students ages 11 and up may register with a registered adult for this multigenerational class experience.

Enrollment limited to 12; Multigenerational class for ages 14 to adult; ages 11 and up may register with a registered adult

B190W22 Tuesdays, November 1 - 15
(3 sessions) 5:30 - 7:30 p.m.
\$82 Members / \$91 Non-members

GIFT BOX ORIGAMI

Kathleen Sheridan
Skill level: ALL

The best gifts come in the smallest of packages – and sometimes the best gift is the package itself! In this multigenerational class, you will create origami boxes that can hold little trinkets, candy or a special message inside. You will learn step-by-step folding techniques. This class will focus on a couple of models, which you will practice more than once to build your paper folding muscle memory. This class includes origami paper kits with brightly colored and patterned origami paper. This is a welcoming and creative multigenerational learning experience open to all experience levels. It is helpful to have folding experience for the Gift Box project. If you are a beginner, please let the art center know in advance.

Enrollment limited to 12; Multigenerational class for ages 10 to adult

B040W22 Tuesday, November 29
(1 session) 5:30 - 7:30 p.m.
\$30 Members / \$33 Non-members

CHILDREN AND YOUTH (AGES 5-16)

SUNRISE PAINTING

Erin Stahl
Skill level: ALL

Starting with a wash of blue in our sky, young artists will mix warm reds, oranges and yellows, and blend these colors on watercolor paper to make a spectacular sunrise. You will make sunrise paintings with interesting features, such as a sunrise over Lake Minnetonka or a sunrise on land, complete with animal or tree silhouettes.

Enrollment limited to 12; ages 5 to 7

A196W22 Saturday, October 1
(1 session) 1:30 - 3 p.m.
\$22 Members / \$24 Non-members

OWL ART PAINTING

Erin Stahl
Skill level: ALL

Minnesota is home to the barred owl whose nests are often in hollow trees in forests near rivers and lakes. Learn some fun facts about our owl neighbors, and then draw and paint your owl with oil pastels and watercolor paints. Create your owl’s distinctive features from its blue eyes to its yellow beak and grey-brown feathers. Next you will draw, paint and collage its forest habitat.

Enrollment limited to 12; ages 5 to 7

B196W22 Saturday, November 12
(1 session) 1:30 - 3 p.m.
\$22 Members / \$24 Non-members

PAINTING STUDIO

Art Center Faculty
Skill level: ALL

Experiment with a variety of acrylic and watercolor painting techniques as you take your ideas from thumbnail sketches to fully-developed paintings. Learn more about composition as you paint from life and your imagination, color theory and the selection of your color palette, and brush handling tips for best results. This is a welcoming class environment for all levels of painters.

Enrollment limited to 12; ages 10 to 15

B19422 Saturdays, November 5 - December 17
(6 sessions) 1:30 - 3:30 p.m.
No class on November 26
\$134 Members / \$148 Non-members

TWEEN ILLUSTRATION

Marika Wasscher
Skill level: ALL

This is a class for daydreamers and doodlers alike who want to learn to tell stories visually. We will delve deeply into character creation to come up with dynamic characters and the universe they live in and develop personal drawing styles as we go along. We will explore facial expressions, backgrounds and character poses that will culminate in the creation of a movie poster or book cover to advertise our character’s stories.

Enrollment limited to 12; ages 11 to 16

B19222 Saturdays, November 5 - December 17
(6 sessions) 11 a.m. - 12:30 p.m.
No class on November 26
\$101 Members / \$112 Non-members

WORKSHOPS FOR FAMILIES

Family workshops are intergenerational workshops with art activities for adults and children to do together. Children must be accompanied by an adult and adults must be accompanied by a child.

PAINTING THE FALL COLORS

Erin Stahl
Skill level: ALL

In this family workshop, you will paint a natural landscape with tempera or acrylic on canvas. The landscape painting will be inspired by the fall season. Learn how to handle your brush to create the effects of leafy treetops ablaze against blue skies, fall garden harvests or more. Explore color mixing on your paint palette and directly on canvas.

Enrollment limited to 12; Children with adult, ages 7+. Prices are per person

A090W22 Saturday, September 24
(1 session) 1:30 - 3:30 p.m.
\$30 Members / \$33 Non-members

HOLIDAY BOWL PARTY

Art Center Faculty
Skill level: ALL

Master basic pinch and coil handbuilding techniques to shape a bowl that’s perfect for your holiday snack. Play with new surface design techniques to make interesting lines, textures and patterns. Then attach small figurines, handles, or feet to your bowl to reflect your style. Children and adults create art together in this hands-on family workshop. Because of the bisque and glaze firing process, estimated project pickup is three weeks after the class.

Enrollment limited to 12; Children with adult, ages 5+. Prices are per person

B061W22 Saturday, November 19
(1 session) 9:30 -11:30 a.m.
\$39 Members / \$42 Non-members

STILL LIFE DRAWING & PAINTING

Erin Stahl
Skill level: ALL

In this family workshop, you will draw a still life and then add watercolor paint to bring your drawing to life. The art center will choose a pleasing composition of still life objects to draw and paint - or you are welcome to bring an object from home that has a special meaning to you. Gain experience drawing an object’s contours on paper, before even picking up a paint brush. This is a relaxed drawing and painting class for adults and children to do together.

Enrollment limited to 12; Children with adult, ages 7+. Prices are per person

B090W22 Saturday, November 19
(1 session) 1:30 - 3:30 p.m.
\$30 Members / \$33 Non-members



Sunrise Painting, from a children’s workshop

Fall 2022 Artist-Instructor Bios

Clarice Allgood graduated from Northern Clay Center's MN NICE advanced certificate program after studying at Anderson Ranch and Penland, and completing a series of residencies. She works with both thrown and hand-built forms.

Scott Lloyd Anderson is a full time, nationally known landscape oil painter and teacher. His previous career as a magazine art director greatly informs his approach to picture-making. His work is included in the collections of the Minnesota Historical Society and many private and corporate patrons. He has won awards across the country, including San Luis Obispo, San Antonio, Colorado, Maryland and Minnesota, and he has painted in China, Italy, England, Mexico and Canada.

Bradley Benn comes to pottery after earning degrees in engineering, BSEE and BSIE, from Washington University in St. Louis, working in industry and making harpsichords. He served as Assistant Director and managed the pottery studio at Edina Art Center.

Traudi Bestler trained at the Weavers Guild of Minnesota, The Weaving School and Sievers School of Fiber Arts. She has been a teacher of weaving, dyeing and fiber arts for more than 20 years.

Sarah Bober studied fine arts at St. Olaf College. She began making jewelry in 2007 and has been selling her work at art shows and teaching classes ever since, specializing in metal art clay.

Krissy Catt has been building her career in clay, with a focus on handbuilding, for more than 20 years. Besides her business, Catt Ceramics, Krissy works in the Edina Schools and with senior adults.

Alex Chinn grew up in rural Massachusetts in an old farm house with his painter mother. He was exposed to many forms of art, including clay, from early childhood. Clay became his primary artistic outlet while studying with Ron Gallas at Macalaster. In 1998 Alex formed his studio, Ceramic Chinn. Alex makes sculptures, tiles, and functional pottery, inspired by nature and daily household use.

Michele Combs is a plein air, impressionistic painter who has been painting since 1995, and teaching since 2005. She studied classical realism at the Minnesota River School of Fine Art and with nationally recognized artists.

Kathy Creger has a passion for botanicals that began with a class at the Minnesota School of Botanical Art, studying with Marilyn Garber. Kathy's orchid illustrations appear in several international publications, including "*Orchids of Tropical America, an introduction and Guide*." Her work is included in the permanent collection of the Eloise Butler Wildflower Garden Florilegium.

Leslie Granbeck is a felt maker and instructor in Minneapolis. Leslie loves sharing her knowledge of fibers and their magical transformation into felt, in classes full of color and creativity. Her students also receive a free workout, as feltmaking is a physical art. When not teaching, Leslie can be found in her home studio working on new fiber projects.

Sonja Hutchinson is a Signature member of the Minnesota Watercolor Society and has been painting in watercolor since 2001. Her artwork employs both traditional and non-traditional watercolor techniques.

Bill Kennealy has been professionally making fine jewelry since the mid 1970's in self employed, retail and manufacturing settings. He has been teaching classes since 1993 at colleges, art schools, small groups and one on one private lessons. Bill is a Master Jeweler with specialties in stone setting and teaching, with extensive experience in setting all types and shapes of diamonds and gem stones.

Bonnie Lauber-Westover has taught in the Minneapolis area for over 25 years at schools, colleges, and art centers. She has exhibited widely, been a juror at art competitions, and worked as a visiting artist at many art centers and schools.

Laurie Lausen is an avid rug hooker who began designing and hooking rugs in the early 70s. In the 80s she founded her studio, gallery and retail shop, The Wooly Red Rug. Laurie is one of "America's Best" in the Directory of Traditional American Crafts.

Madie Ley is a fiber artist living in South Minneapolis. After earning a B.A. in Art History from the University of St. Thomas, she worked in a variety of arts organizations before taking up a practice of her own. Informed both by formal workshops in spaces such as Textile Center, Minneapolis College of Art and Design, and MN Basket Weavers Guild, as well as self-taught skills, Madie has been practicing a variety of fiber arts for three years. She is currently focused on modern weaving techniques and exploring soft sculpture through weaving, felting, and fiber waste.

Barbara Lidfors received her Master of Fine Arts degree from Vermont College of Norwich University before moving to Germany, where she served as Assistant Adjunct Professor for Art at University of Maryland in Europe (Heidelberg) and exhibited her work in over a hundred solo and group shows throughout Germany and other countries.

Susan Lyman has been involved with MCFTA as a student, instructor and gallery volunteer for more than 20 years. Her sculpture work is primarily figurative and often life-sized. As a teacher, she enjoys nurturing her students to develop their stone sculpting skills.

Ernest Miller, Jr. is a ceramicist and sculptor with extensive teaching experience. Ernest is an exhibitor and award winner in many juried shows locally and nationally. His work is widely collected.

Jon Neuse has been teaching for the past 25 years in a variety of media, including abstract landscape, abstract figures, collage, and monotype. Jon's work has been described as playful and childlike with an emphasis on color. His work has evolved over the years, from his early large-scale monotypes to his current exploration with 3-D accordion books.

Dorothy Odland holds a B.F.A. and M.F.A. from the U of MN. She is a founding member of the Women's Art Resources of Minnesota (WARM) and has been an exhibitor, award winner, juror and gallery lecturer for more than 25 years.

Lee Persell is the Ceramics Studio Manager for the MCFTA. She exhibits in shows and galleries throughout the Midwest and has taught at the Art Center since 1997.

Visit our website for longer artist bios and links to their websites, articles and more minnetonkaarts.org/about-us/artist-instructors

Dan Petrov is a classically trained artist and instructor with more than 25 years of experience, including studying and exhibiting in Europe, Canada, and the U.S. He specializes in Renaissance and Flemish oil painting methods and modern forms of *alla prima* (wet-on-wet) painting.

Frank Picos is a Sculpture Studio Assistant at MCFTA and teaches stone carving for both youth and adults. He is a member of the Society of Minnesota Sculptors. Frank is a part-time artist and supports the Art Center with his construction experience.

Jodi Reeb received her BFA from the Minneapolis College of Art and Design. She has received numerous awards for her mixed-media work, which may be found in private and corporate collections nationally. A talented teacher, Jodi has taught at the college level as well as at community art centers.

Danny Saathoff is an artist and instructor who splits his time between sculptural art and jewelry design, believing that the two art forms directly influence one another. He also teaches at Carleton College.

Alan Shefland honed his visual skills as a Hollywood film editor working on TV commercials, shows and features, including many award-winning shows.

Kathleen Sheridan teaches all types of origami and is constantly learning the latest models by attending national and international origami conventions. Kathleen is the host of *Origami Connect*, and she serves on the Board of Directors for Origami USA.

Anastasia Speer holds a B.F.A. in Ceramics from the University of South Dakota in Vermillion, South Dakota. She earned her master's degree in Art Education at the University of Minnesota in Minneapolis. She has experience teaching, assisting, and coaching young people in educational settings. Anastasia is inspired by nature in her personal work and enjoys helping her students find their own styles and inspirations for their art. She teaches the *Ceramics: Wheel & Hand* classes for youth and many of the ceramics workshops for multigenerational and family programs at the Minnetonka Center for the Arts.

Erin Stahl grew up in Fergus Falls, MN and earned her B.F.A. in Painting from Drake University. She has been a mixed media artist, graphic designer, and community art teacher for over 20 years. Her own creative work focuses on art journaling, mixed media, and watercolor. While she teaches artists of all ages, helping kids nurture their creative spark is her favorite part of teaching. Erin also serves as a Teaching Artist for Caponi Art Park in Eagan, MN.

Scott Stapleton began studying at the Minnesota School of Botanical Art in September 2014, where he led a weekly discussion of the "Art & Fear" book which lasted for over a year. He's written numerous articles for *The Botanical Artist*, the Journal of the American Society of Botanical Art, and has served on the board of the Great River Chapter as its president.

Jenny Stice graduated from MCAD with a degree in sculpture and has her K-12 Visual Arts teaching license and Master's certification from Augsburg College. Her main format of creation is crocheting, but she has formal training in sewing and felting. Her artwork is displayed privately in Minnesota and with gallery representation in Kentucky.

Katrina Ulrich trained in India with master printers and brings this traditional skill to Minnesota to share with her students. From knitting, embroidering and sewing on a treadle sewing machine as a child, to training with a master weaver and then quilting, dyeing, block printing and watercolor painting as an adult, Katrina is well rounded in many textile and art/craft skills. Her passion for India and its many craft traditions makes teaching and practicing block printing especially rewarding for her.

Julie Vogl began her glass mosaic work with stained glass in a neighborhood community class, moving up to Tiffany-style lampshades. Her desire to pursue glass in another art form led her to glass mosaics, in which she incorporates an array of other media and objects.

Marika Wasscher has a B.F.A. in industrial design and sculpture. She finds her zen place whenever she is creating something with her hands. Drawing will always be her first love but she is forever picking up new art media with which to challenge herself.

Art Weeks is an award-winning artist in a variety of mediums including pastel, oil, acrylic and watercolor. He is active in the Lake Country Pastel Society, Minnesota Watercolor Society, Outdoor Painters of Minnesota, and NorthStar Watermedia Society among others. A retired architect, he holds a B.A. in architecture from the University of Illinois and led many successful projects in the private and public sector during his career. He enjoys pastels as an artistic medium because of the rich color and combination of drawing and painting skills the medium requires.

Sarah Wieben's love for art began when teaching in Moscow, visiting the city's great museums. Inspired to pursue a formal arts education, she received a BFA from MCAD, where she currently teaches. Her abstract work is informed by her previous practice: painting landscapes. Sarah maintains a studio in the Northrup King Building in North Minneapolis.

Leo Winstead is an artist, illustrator and filmmaker based in the Twin Cities. His published work includes picture books, art for games, medical and editorial illustrations as well as designs for holiday-themed merchandise. Leo has an M.F.A. from MCAD and regularly teaches art classes in the Twin Cities.

If a class description lists "Art Center Faculty," it means that as this catalog went to print, an instructor had not yet been assigned. Please check the class description on the website or call the Registrar for more current information.

NEW STUDENT DISCOUNT

If you've never taken a class with us before, enjoy a 10% savings on your first registration! (Details, p. 15)

Call the Registrar at 952.473.7361, x. 160 to claim this benefit! It cannot be processed online or combined with other discounts.

Class Registration

Once you’ve found the classes or workshops that interest you, reserve your spot by registering and paying as soon as possible, as some fill up quickly. Please register at least one week before the class starts.

- Register in the way that is most convenient for you:
- Online at www.minnetonkaARTS.org/classes.*
 - Stop by or call the Registrar (front desk) at 952.473.7361, x. 160. Make sure to have the class number, title and payment ready. Registrations made by phone must be paid by credit card.
 - Complete the Registration Form below and mail it to Minnetonka Center for the Arts. You can also email or fax your completed registration form to registration@minnetonkaarts.org or 952.473.7363.

Please note that class spots cannot be held without full payment and a signed liability waiver.

If a class is canceled due to insufficient enrollment, the Art Center will contact students by phone or email prior to the first class date. Students have the option to transfer into another class or receive a full refund.

If you have any questions, please call the Registrar at 952.473.7361, x. 160.

DISCOUNTS AND TUITION ASSISTANCE

Member Discount

Members of the MCFTA save 10% on every class and workshop for 12 months. An annual household membership is \$60 (\$55 age 62+) and can be purchased at the time of registration immediately applying the discount to that registration.

Early Registration Discount *

Students currently enrolled in a class may earn a one-time \$5 savings on a 4-week course or \$10 savings on a 5-week or longer course if registrations are made for the subsequent session before the early registration deadline. This discount only applies to registrations for classes in the session immediately following the session in which you are currently enrolled.

New Student Discount *

Non-member students who have never previously taken a class at MCFTA qualify for a 10% discount on their first class. This is a one-time offer on tuition only and does not extend to materials, additional fees, Summer Arts Camp, birthday parties or subsidized classes. It cannot be combined with any other offer.

*The Early Registration and New Student Discounts cannot be processed online. To claim these discounts, please register by visiting or calling the front desk at 952.473.7361, x. 160.

CANCELLATIONS

- The Art Center charges a \$5 administration fee for every registration cancellation or class transfer to cover administrative costs.
- Students canceling one week or more prior to the class start date will receive a 100% refund (minus the administration fee).

- Students canceling less than one week prior to the class start will receive a 50% refund (minus the administration fee).
- If canceling on the day the class starts or later, there is no refund.
- If canceling a workshop registration less than one week prior to the workshop date, there is no refund.
- Transfers must be made more than one week prior to a class start date and are subject to the administration fee.
- Tuition is not prorated for missed classes or for students who register late. Make-up classes are available at the discretion of the instructor.
- Late registrations may be accepted after a class has begun if space is available and with the permission of the instructor.
- Weather-related cancellations are nonrefundable. Make-up classes will be scheduled to the best of our ability.

NOTE: The Summer Arts Camp program has a different cancellation policy. Details available at minnetonkaARTS.org.

MATERIALS

Materials fees and model fees not included in tuition must be paid with class registration.

The course description will indicate what materials are needed. If a materials list is not mentioned or provided before the start of class, bring the supplies you have or think you might need. Your instructor will tell you if additional materials are needed.

Most class materials lists are available on our website (minnetonkaARTS.org). A list of materials available for sale at the Art Center is also viewable on our site.

Photography students should bring their own camera. Ceramics students supply their own tools and clay (which may be purchased at the Art Center). The average materials cost per session for beginners is about \$35. Firing and glazing fees are calculated by dimension and are paid at the front desk.

OPEN STUDIO POLICY

Studio privileges are available during regular building hours only to students who are currently enrolled in (and regularly attending) a class, in studios when class is not scheduled. Please see your instructor or call the Registrar for open studio hours.

SCHOLARSHIPS

Tuition assistance is available thanks to contributions to scholarship funds to help make art education available to all children and adults. Please call the Registrar at 952.473.7361, x. 160, for information and an application. Applications are due three weeks prior to class start.

CLASS SKILL LEVELS

To help students find classes with the right level of challenge, the classes in this catalog are noted with the following skill levels:

- (B) Beginner:** Student has no experience with the medium or needs a fundamental knowledge of techniques and materials.
- (AB) Advanced Beginner:** Student needs more instruction or a refresher on fundamental techniques or needs help to solve basic problems with the medium.

(I) Intermediate: Student has already completed several works in this medium and has begun exhibiting. The student is able to solve many problems independently, is developing design and composition skills and wants to try, or is experimenting with, a variety of techniques.

(AD) Advanced: Student is able to work independently and seeks critique from the instructor or peers. The student has developed a style and can discuss the concept behind the work and has begun the process of creating a resume and portfolio.

(ALL) All Skill Levels: The class is open to students of all levels.

[CORE CLASS]: A fundamental class that may be a good entry into a new medium.

The Art Center recommends that students in all disciplines take a drawing class at some point in their education.



The Minnetonka Center for the Arts is accessible to students with disabilities. If you require special assistance, please let the Registrar know at 952.473.7361, x. 160, or the Minnesota Relay Service (for the hearing impaired) at 800.627.3529 two weeks prior to class. We will be happy to accommodate your needs.

Registration Form

Minnetonka Center for the Arts

Today's Date

Name (First, Last)

AddressCity/State/Zip

Phone NumberAlternate Phone

Emergency Contact (Name, Relationship, Phone)

Student Email

Call 952.473.7361, x. 160

New student? Tell us how you discovered the Art Center? (please circle one)

- Word of mouth • Advertisement • Web Search
- Facebook • Instagram • Twitter
- Article • Catalog Mailing • Event/Exhibit
- Ridgedale • Drive by • Summer Arts Camp
- Other

Class Number	AM PM	Class or Workshop Title	Student Name	D.O.B. (<18)	Model or Materials Fees	Tuition

METHOD OF PAYMENT ☐ Check # ☐ Visa ☐ Mastercard

Account #Exp. DateCVV

Date into RE (Office use)

REGISTRATION & CLASS FEES All fees must be paid in full when you register. We cannot reserve space without full payment.
You may register by:
Mail: 2240 North Shore Drive, Wayzata, MN 55391
Phone: 952.473.7361, ext. 160 • **Fax:** 952.473.7363

TUITION SUBTOTAL		
MODEL AND MATERIALS FEES SUBTOTAL		
MEMBERSHIP (OPTIONAL)		
Subtotal		
MINUS DISCOUNTS OR SCHOLARSHIPS		
TOTAL		

MEMBERSHIP STATUS

Membership is encouraged but optional

- ☐ **Current Member**
- ☐ **NEW Member**
- ☐ Basic \$60 (\$55 senior discount)
- ☐ Friend \$100
- ☐ Sponsor \$250
- ☐ Patron \$1,000
- ☐ **Non-member**

Art Center Hours

Monday	9 a.m. - 4 p.m.
Tuesday	9 a.m. - 9 p.m.
Wednesday	9 a.m. - 4 p.m.
Thursday	9 a.m. - 9 p.m.
Friday	9 a.m. - 4 p.m.
Regular Saturday hours	9 a.m. - 4 p.m. (until June 7)
Saturday Summer Hours (mid-June - Aug)	9 a.m. - 1 p.m.
Sunday	Closed

The Art Center is closed these holidays: New Year's Day, Memorial Day, Independence Day, Labor Day, Thanksgiving Day, Christmas Eve Day and Christmas Day.

The Art Center is closed two weeks each year: the week before Labor Day for cleaning and maintenance and the week from Christmas Day through New Year's Day. Phone lines will be open these weeks, M-F, excluding holidays, from 9 a.m. - 4 p.m.

Weather closings will be posted to our website, news outlets, and social media. We follow the Orono Public Schools regarding closures and late starts (when the Art Center will open at 10 a.m.). Weather related cancellation policy is on page 15.

Open Studio is a free benefit for currently registered students only, so they may continue artwork projects outside of class. Call the Registrar for available open studio hours.

Art Center Café Hours

The Art Center Cafe remains closed until further notice.

OUR MISSION

In the belief that the visual arts are indispensable to a healthy community, it is the mission of the Minnetonka Center for the Arts to provide teaching excellence, quality exhibitions and cultural enrichment for people of all ages, interests, and abilities.

Minnetonka Center for the Arts

2240 North Shore Drive
Wayzata, MN 55391-9347

minnetonkaARTS.org
952.473.7361, x. 160

Nonprofit
Organization
U.S. Postage
PAID
Minnetonka
Center for the Arts

This activity is made possible by the voters of Minnesota through a Minnesota State Arts Board Operating Support Grant, thanks to a legislative appropriation from the arts and cultural heritage fund.



LOCATION 2240 North Shore Drive, Wayzata 55391-9347

Just 20 minutes from downtown Minneapolis, 5 minutes from downtown Wayzata
Two blocks west of the Dakota Rail Regional Trail
About 1/2 mile from the Noerenberg Gardens



/VISUALLY SPEAKING/ FALL 2022

Minnetonka Center for the Arts

Classes / Exhibits / Outreach

COVID POLICY

In accordance with CDC and MN Department of Health guidelines, masks are strongly recommended but not required. All Fall I and Fall II program participants (ages 12 and over) are asked to provide proof of up-to-date vaccinations including any recommended boosters on the first day of class. Visit www.minnetonkaarts.org to review current COVID-19 policies and the liability release and vaccine attestation all students are required to sign when registering.

Fall Courses at MCFTA / PAGES 8 - 17

Exhibits and Openings / PAGE 2