

/VISUALLY SPEAKING/

WINTER
2023

Minnetonka Center for the Arts

Classes / Exhibits / Outreach

Visual arts education for all ages, interests, and abilities



Cover art by Dorothy Odland

ESSENTIAL DATES

Arts of the Holidays Show & Sale °

October 28 - December 23

Laura H. Miles Gallery

Monday - Saturday, 10 a.m. - 4 p.m.

Art Center Closed

December 24 - January 2

Phone lines open for registration
(details on back page)

Winter classes

January 3 - February 25

Registration opens November 21, Noon

Please register by December 23

Early registration discount ends December 10*

The Student Show°

February 17 - March 31

Artwork intake, February 4, 9 a.m. - 1 p.m. (FIRM)

Spring I classes

February 27 - April 22

Registration opens Monday, January 16

Please register by February 20

Early registration discount ends February 4*

Summer Arts Camp

June 12 - August 25

Registration opens Monday, February 13, Noon

* Discount for currently enrolled students (details page 19)

° Free and open to the public (details page 2)

Winter Classes / PAGES 8 - 17

Exhibits Update

Free and open to the public / PAGE 2

Artist Spotlight

Dorothy Odland / PAGE 5

Class Registration Instructions / PAGE 19



Everyone is welcome
at the Art Center!

Exhibits Update

Exhibits and opening receptions are free and open to the public. Our facility is fully accessible to ensure that the visual arts are available to everyone.


Original artwork is available for viewing and purchase at the Minnetonka Center for the Arts in the gallery, throughout the building and at Ridgedale Center. To purchase artwork at the Art Center, see the Registrar at the front desk.

To purchase artwork exhibited through Partners in Art, contact Bob Bowman at bbowman@minnetonkaarts.org or 952.473.7361 x. 170.

ARTS OF THE HOLIDAYS SHOW & SALE

October 28 through December 23
Laura H. Miles Gallery
Free and open to the public

Offering new artists to discover and new collections of work by returning favorites, the *Arts of the Holidays Show & Sale* offers you the chance to shop a gallery full of fine craft and art, selected for character and value, perfect for holiday giving. Enjoy the unhurried atmosphere of shopping in our spacious gallery. With more than a hundred local artists' work, it's a holiday shopping must!



Plan now to participate! CALL FOR ENTRIES THE STUDENT SHOW

Entries due: February 4, 9 a.m. - 1 p.m.

Any MCFTA student (ages 16+) who has been enrolled in a series class or workshop since September 2021 may exhibit. One piece may be entered per series class or workshop taken up to a maximum of two pieces per student. (Please note that the same class with the same instructor taken multiple times counts as one class.) Entries must reflect the medium and purpose of the class. All 2- and 3-D media, except installation and video, will be considered. Deliver artwork February 4, 9 a.m. - 1 p.m. (FIRM). If you are unable to deliver your work during this time, fill out your exhibit paperwork in advance and ask a fellow student or friend to lend a hand.



STUDENT SHOW February 17 - March 31 Laura H. Miles Gallery *Free and open to the public*

This show illustrates the creativity, skill and inspiration that unfold in our studios every day. Exhibiting in a professional gallery setting is an important part of the artistic learning process and each year this show reminds us of the power, potential and importance of the visual arts in our lives. Come see what attracts people to our studios and keeps them coming back. It might even help you find the perfect class for you to join for your artistic journey.

/VISUALLY SPEAKING/

Winter 2023

CONTENTS

1	Essential Dates
2	Exhibits Update
3	Director's Note
4	Thank You Donors / Welcome Members
5	Artist Spotlight
6-7	Classes at a Glance
8-17	Class Descriptions
18	Artist-Instructor Bios
19	Registration Details
20	Art Center Hours / Mission / Location

BOARD OF DIRECTORS (as of 9/21/2022)

CHAIR	Jim Schwert
VICE CHAIR	Curt Paulsen
SECRETARY	Sarah Gibson
TREASURER	Gary Lasché
MEMBERS AT LARGE	Laura Bernstein Crissy Field Barbara McBurney Jackie Peterson Joan Suko

ART CENTER STAFF

EXECUTIVE DIRECTOR	Roxanne Heaton, x. 150 rheaton@minnetonkaarts.org
EXHIBITS & ADULT PROGRAM DIRECTOR	Robert Bowman, x. 170 rbowman@minnetonkaarts.org
CHILDREN & YOUTH PROGRAM DIRECTOR	Nicole Buchholz, x. 190 nbuchholz@minnetonkaarts.org
MARKETING & COMMUNICATIONS DIRECTOR	Open Position
ACCOUNTING ASSOCIATE	Lisa Iserman, x. 180 liserman@minnetonkaarts.org
CERAMICS STUDIO MANAGER	Lee Persell, x. 140 lpersell@minnetonkaarts.org
DEVELOPMENT ASSOCIATE	Susan Weir, x. 100 sweir@minnetonkaarts.org
FINANCE DIRECTOR	Mary Larson, x. 130 mlarson@minnetonkaarts.org
REGISTRARS	registration@minnetonkaarts.org Sarah Hrusovsky, x. 160 shrusovsky@minnetonkaarts.org Open Position
GUEST SERVICES	952.473.7361, x. 160 registration@minnetonkaarts.org
VOLUNTEER OPPORTUNITIES	Maryalice Brenk maryalicebrenk@yahoo.com
WEBSITE	minnetonkaARTS.org
FACEBOOK	facebook.com/artcentered
TWITTER	@Mtkacenter4arts
INSTAGRAM	minnetonkaarts



DIRECTOR'S NOTE

Dear Friends,

It was just a little over a year ago that we reopened the Art Center after an 18 month closure. We're adjusting to a new normal and doing our best to conduct business as usual but it hasn't been easy. We are rebuilding and it's clear that returning to our pre-pandemic levels of participation will take longer than expected. In the meantime, we depend on the generosity of our many friends to help cover the shortfall. Many thanks to all who have supported us during these unusual times!

We've been hard at work planning programs to nurture your creative side during the dark days of January and February. We hope you will like what you see and that you will register today for as many classes as your schedule allows.

Our very popular Arts of the Holidays Show & Sale is open until December 23 and remains one of the winter's most anticipated events. Each year, this show provides a marketplace for more than a hundred local artists and attracts shoppers from throughout the five-state region. Its reputation for quality and unique handcrafted items continues to grow as the selection increases each year. Invite your friends and family to join you and support our artists and your favorite community arts organization through your purchases.

Shortly, most of you will receive a request for funding in the form of our fall appeal. Please give this request your careful consideration. If you're a current student, you probably know that your tuition payment only covers about 65% of the cost of delivering your program! In addition, a number of students enjoy our programs for low or no cost though our scholarship program. We try our best to keep our classes available to the widest possible audience by keeping fees affordable and securing grants for programs to the underserved but that means we must raise the balance of our expenses through requests like these. If not for the generosity of many individuals, corporations and grantors like the Minnesota State Arts Board, this would not be possible. This fiscal year alone, we need to raise nearly \$400,000 to close that ever widening gap. Your gift, whatever the amount, will be greatly appreciated and put to good use. Please consider making a gift today!

Stay warm!

Roxanne L. Heaton, Executive Director

COVID SAFETY

- As of this writing, students registering for Winter 2023 are required to be "up-to-date" with their vaccines, in accordance with CDC guidelines. "Up-to-date" means that students must have received all recommended COVID-19 vaccines, including any booster dose(s) when eligible. You are considered "up-to-date" as soon as the booster shot is administered. See www.minnetonkaarts.org for links to our current COVID-19 policies and forms.
- Students and guests are encouraged but not required to wear well-fitting masks at all times during their visit.
- Touchless hand sanitizers and washing stations are available in all studios and in the restrooms.
- All public areas are cleaned and sanitized daily.
- Out of concern for your fellow students:

If you have been exposed to COVID-19 but are symptom-free, please DO NOT attend class for at least 5 days after your exposure and only after you have tested negative. If you are sick or test positive, isolate even if you don't have any symptoms. Please DO NOT attend class for at least 5 days if you are symptom-free or 10 days if you have been sick. Visit cdc.gov for more information and thank you, in advance, for respecting these important guidelines.

THANK YOU.

THANK YOU TO ALL WHO MADE MEMBERSHIP, PROJECT, SPONSORSHIP, CORPORATE, OPERATING AND CAPITAL GIFTS
TOTALING \$150 OR MORE AND ALL IN-KIND AND MEMORIAL GIFTS BETWEEN June 1 - August 31, 2022.

\$25,000+

1 Anonymous donor

\$5,000 - 9,999

1 Anonymous donor

Highland Management Group, Inc./
Judie Jones

The S. Bartley Osborn Family Charitable
Trust/Kandi and Bart Osborn
Mary S. Bowman

\$2,000 - 4,999

Kingsley H. Murphy Family Foundation/
Katherine B. Murphy
The Longview Foundation/Mary C. Dolan/
Lucy C. Mitchell

\$1,000 - 1,999

American Endowment Foundation/
Cliff Foundation/Mr. Clifford L. Otten
The Windibrow Foundation/
Ralph Weeks and Margherita G. Harris
Mr. Michael J. Brenk and Dr. Maryalice Brenk
Mrs. Judith Wright

\$500 - 999

Greystone Foundation/
Walter McCarthy and Clara Leland
Michele Alberg
Michael Brown
Ms. Linda Ferguson
Mr. Kent Severson and Ms. Sally J. Wagner

\$150 - 499

1 Anonymous donor
Pledgeling Foundation/
Gary and Karin Blonigan
The Quaker Hill Foundation, Inc./
Ms. Ames Sheldon and Mr. Andrew Currie
Amy and Ford Bell
Michael J. Blum and Abigail Rose
Frank and Suzie Brixius
Virginia and Stuart Campbell
Laura and Mark Capaldini
Suz Galloway
Mr. Todd M. Goderstad and
Susan G. Goderstad
Helen and Bill Hartfiel

Bob and Linda Jodan
Irma and Bruce Kelley
Cheryl and Tim Krause
Kenneth and Theresa Kurita
Marilee and David Mahler
Dennis and Naomi Nelson
Mr. Robert Paulson and
Ms. Mary Ellen Paulson
Mr. Charles E. Pitschka
Sally H. Prill
Ms. Ames Sheldon and Mr. Andrew Currie
Susan and Kent Swanson
Mr. Robert C. Tengdin
Rachel and Mark Traynham
Gary L. and Judith G. Vars
Dennis and Amanda Walsh

MEMORIAL CONTRIBUTIONS

In Memory of John Edward Alberg
Pledgeling Foundation/
Gary and Karin Blonigan
In Memory of Stuart Fogel
Esther Fischer and Louis M. Fischer

In Memory of Mari Lowe
2 Anonymous donors
The Quaker Hill Foundation, Inc./
Ms. Ames Sheldon and Mr. Andrew Currie
Thomas and Mary McCary Family
Foundation/Ms. Mary McCary
Amy and Ford Bell
Virginia and Stuart Campbell
Mr. Robert L. Crosby
Suz Galloway
Mr. Todd M. Goderstad and
Susan G. Goderstad
Helen and Bill Hartfiel
Nancy and Steve Hickok
Mr. Charles Hirt and Mrs. Katherine J. Hirt
Madrienne and Dick Larson
Katherine B. Murphy
Mr. Jerry Noyce and Mrs. Jane Noyce
Ms. Lael E. Ramaley Tstee
Ms. Ames Sheldon and Mr. Andrew Currie
Mr. Robert C. Tengdin
Mr. Thomas Warner and
Mrs. Barbara Warner

Ms. Pamela R. Weston
Mr. David J. Yorks and Mrs. Patricia Yorks
In Memory of Marion Sussman
Mrs. Betsy Fogel

FOUNDATION CONTRIBUTIONS

1 Anonymous donor
American Endowment Foundation/Cliff
Foundation/Mr. Clifford L. Otten
Greystone Foundation/Walter McCarthy
and Clara Ueland
Kingsley H. Murphy Family Foundation/
Katherine B. Murphy
The Longview Foundation/Mary C. Dolan/
Lucy C. Mitchell
The S. Bartley Osborn Family Charitable
Trust/Kandi and Bart Osborn
The Windibrow Foundation/
Ralph Weeks and Margherita G. Harris

Membership Benefits

\$60 BASIC HOUSEHOLD MEMBERSHIP

(\$55 FOR SENIORS - AGE 62+)

- 10 discount on classes for all household members
- Invitations to special exhibit openings and events
- Eligibility to enter Members' shows and exhibits
- Higher commissions on sales of member-exhibited art
- \$10 discount on membership at the Walker Art Center

\$100 FRIEND MEMBERSHIP

- All the benefits listed above, plus a coupon for free coffee and baked good in the Café when it reopens

\$250 SPONSOR MEMBERSHIP

- All the benefits listed above, plus a coupon for a free lunch for two in the Café when it reopens

\$1000 PATRON MEMBERSHIP

- All the benefits listed above, plus free use of the Henrietta Murphy Room once a year
- Acknowledgment on our Patron's Plaque

All gifts of \$150 a year or more are acknowledged in *Visually Speaking* and the annual report. All donors of a cumulative total of \$1,000 or more during the year are honored on the Patron's Plaque in the main lobby.

Walker Art Center members receive a \$10 discount off a Minnetonka Center for the Arts membership. MCFTA members receive a \$10 discount off a Walker Art Center membership.

To join, renew or purchase your membership, call 952.473.7361, x. 160 or go to minnetonkaARTS.org and select BECOME A MEMBER.

Welcome and thank you to all new and renewing members (June 1 - August 31, 2022)

PATRON (\$1,000)

Mr. Michael J. Brenk and
Dr. Maryalice Brenk
Mrs. Judith Wright

SPONSOR (\$250-1,000)

SPONSOR (\$250)
Bob and Linda Jodan
Marilee and David Mahler
Mr. Robert Paulson and
Ms. Mary Ellen Paulson
Rachel and Mark Traynham

FRIEND (\$100)

Ms. Patricia Bartlett and
Mr. Mitchell P. Bartlett
Mike and Ann Brillely
Ms. Lizbeth Brown
Peg and Jerome DuBord
Mark and Leslie Haney
Sally and Bob Hauser
Ms. Trina Iijima
Dr. Barbara Jackson
Mr. Alex Johnston
Irma and Bruce Kelley
Ms. Stephanie A. Kroeger
Susan Lyman
Mrs. Susan Manrodt
Susan Marvin
Barbara McBurney
Dennis and Naomi Nelson
Mrs. Shari Parsons
Katie and Ken Searl
Mrs. Anastasia Speer
Mr. and Mrs. Richard Spiegel
Gary L. and Judith G. Vars
Mrs. Patricia M. Vaurio
Art and Nancy Weeks
Cornie and Betty Ann Wiens

BASIC (\$55-60)

2 Anonymous donors
Mr. Andrew Anderson
Dr. Karen Anderson
Lilla Finch Andrews
Ms. Michele Angel
Jennifer Ann and
Jason Armstrong
Margaret L. Bache-Wiig
Sandra and Gary Baron
Mrs. Sarah Berggren
Ms. Kathy Blake
Justin and Jessica Blum
Jill and Kevin Bowman
Cashman
Ms. Marlena Bromschwigg
Mrs. Liz Bullis
Ms. Cynthia Busch
Mr. and Mrs. Jerry Calengor
Ms. Andrea Canter
Ms. Jenni Charrier
Ms. Erin Chilvers
Mr. David Coats
Ms. Susan Colwell and
Mr. Donald Williams
Ms. Michele Combs
Dr. Diane Compo Milow
Mrs. Karen Condon
Debbie and Scott Cooper
Ms. Sandra Cowing
Ms. Eileen Custer
Ms. Carrie Dellinger
Ms Beth Elliott
Ms. Margaret Eral
Ms. Thora Eriksmoen
Ms. Elizabeth Fagerlee
Ms. Pamela Fechter
Ms. Linda Ferguson
Ms. Louise Fines

Ms. Joanne Finnegan
Cheryl and Tim
Flugaur-Leavitt
Mrs. Yvonne M. Foster
Ms. Doreen Frankel
Suz Galloway
Mr. Steven Getchell
Mr. Bruce Goodman
Kristina and Bill Graber
Ms. Rosario Grau
Judith M. Haeny
Ms. Carmen Hansen
Mrs. Amanda Harder
Ms. Diane H. Hass
Mrs. Cheryl Hatcher
Mrs. Maureen Haworth
Mrs. Amber Holm
Ms. Ann Huhn-Anderson
Ms. Lori Jacobson
Ms. Cheri Jacques
Ms. Laurie Jaramillo
Ms. Barbara Jeffries
Mrs. Laura S. Johnson
Ms. Suzanne Hirschberg Kane
Ms. Claire Kestenbaum
Mrs. Orit Kidron
Ms. Mary Kiley
Mr. and Mrs. David Kirkman
Mrs. Joan B. Knudtson
Ms. Evelyn Lange
Mrs. Molly Larsen
Ms. Laurie Lausen
Ms. Kerstin Lee
Mrs. Pamela Lee
Mrs. Jennifer Leonovicz
Mr. John Lettmann
Ms. Jeanne Lukas
Gini and George MacDonald
Mr. and Mrs. Pat Mandile

Ms. Kristina Maravegias
Ms. Bernadine Mattson
Mr. Tim McClellan and
Ms. Candace Gordon
Mrs. Martha McLaughlin
Ms. Bobbie McMonagle
Ms. Karen Melvin
Ms. Helen Meyer
Susan and Bruce Meyer
Mrs. Cheryl Miller and
Mr. Kenneth Koester
Ms. Nancy B. Miller
Angela and Eric Moreira
Gary Mosiman and
Julie Carley
Mrs. Kacie Mullaney
Mr. Josh Newhall
Ms. Jill Osborn
Ms. Jennifer Oxborough
Dr. Denise Pasmanter and
Dr. Robin Brown
Ms. Marcia Paul
Mrs. Tammi Pederson
Ms. Gen Perrizo
Mr. Charles E. Pitschka
Ms. Karin Pot
Ms. Pam Prosser
Dr. Geoff Raile
Mr. Lee Randall
Mrs. Tejaswini Remella
Mr. William Ribnick and
Mrs. Gail Ribnick
Ms. Bettimae Richman
Ms. Lynne Sarnoff-
Christensen
Ms. Freya Schirmacher
Dr. and Mrs. Nate Schmiechen
Ms. Connie D. Scott
Mrs. Fran Smith


Julia Smith
Ms. Susan Solomon
Ms. Sharon Stephenson
Charles and Paula Streiff
Mr. David Strom
Sarah and Jan Struck
Ms. Cynthia Sutter
Mr. and Mrs. Jack R. Swenson
Mr. and Mrs. Peter Thompson
Rachel and Mitchell Trockman
Ms. Cindy Tsai Schultz
Dr. Patricia Ura
Ms. Mary Valensky
Ms. Susan Valo and
Mr. Richard Lang
Mrs. Tamara Vickers
Mr. Lowell Vogen and
Mrs. Dianne Vogen
Mr. Dominic Warren
Mr. David Wheeler
Mrs. Marilyn Wick
Ms. Leni Wilcox
Mrs. Donna R. Winberg and
Mr. John A. Winberg
Ms. Cynthia Winrich-Poupard
and Mr. Gilles Poupard
Mrs. Danielle Woodgate and
Mr. Dan Cheek
Ms. Lisle Thielbar and
Mr. Steve Thielbar
Ms. Beth Thompson
Lois Tollefson
Dr. Richard Wahlstrom and
Dr. Kyla Wahlstrom
Mrs. Amy Ware
Ms. Melissa Whittler
Ms. Barbara Wood
Mrs. Linda Wright

ARTIST SPOTLIGHT

Dorothy Odland

“Everyone has something to say, and they shouldn’t be afraid to say it.” These are the words that artist/instructor Dorothy Odland not only lives by, but strives to communicate in everything she does. For Dorothy, creating art is an intuitive process that begins with being true to herself; the more honest one is with oneself, the more true their work will be, and that personal approach is what contributes to the meaningfulness in her art.

Dorothy realized she was an artist at a very young age, quite simply because she was told so; her grandmother painted, working often with Native Americans, whose influence played a strong role in the directions she followed. Her many relationships with Native Americans and extensive travels throughout the US – including many sun dances in northern South Dakota – led to an impressive collection of Navajo weavings, which were ultimately sold at auction. Her American adventures later gave way to worldwide ones; when some of her painting students formed a travel agency, she ended up taking groups to Italy, Spain, Portugal, Hungary Austria, Czech Republic and Greece. With the travel bug in full bloom she continued her ventures to England, Finland, Norway and Egypt. Says Dorothy “I’ve had a lot of adventures in my life! I just went everywhere. The whole experience of travel was really helpful – the thing that influenced me most would have been the cave drawings in France and Spain, but every country has such wealth of history and information to offer.” In fact, over the course of travel to 18 countries, Dorothy managed to collect 18 charms from each location – mementos she still wears as



After the Rain, Under the Starry Sky by Dorothy Odland. Inspired by John Coltrane, it hangs in her nephew’s restaurant in Italy.

a reminder of her diverse journeys. Authenticity to self has proved to be a driving force for Dorothy. Earlier in her career she worked as a tour guide at the Walker. “I met so many genuine, wonderful people during my time there. Once while gazing at a large, red fabricated tree, the artist – David Hockney – grabbed me and asked, ‘isn’t that an amazing red?’ The other day a student brought in a book of charcoal drawings by Hockney that I’d never seen before. It made me think everyone should be doing something. They were unbelievable, magical. You can sit and do anything you want and something will come of it.”

The concepts of all things being magical, interconnected and mysterious are what Dorothy aims to communicate in her work. “I’m continuously in awe of the landscape – it’s so incredible. It’s a broad term for all of which I see and feel. If you want to find yourself you have to look at your past. The more unique you can be, the more precious the outcome. That’s being true to yourself.”

“My art, which I consider to be inner landscapes, expresses my own rhythms. I am still in the process of learning to see my landscape, both externally and internally. I feel a tremendous intensification of self and loss of self in a spiritual and timeless landscape.”

Dorothy is a founding member and mentor with the Women’s Art Resources of Minnesota (the WARM), and holds both a B.F.A. and M.F.A. from the University of Minnesota. She has taught painting at Minnetonka Center for the Arts on Tuesdays for 50+ years, and loves to share with her students the recipe for pizza soup that was once shared with her – the best soup she’s ever had!

When asked what one of the best parts of being an artist is, she responded, “I love teaching. I’ve met so many wonderful students, and many have stayed with me for much of my time here. Plus, I love teaching kids. They like to explore – and that’s the way to make art. I feel so fortunate to have had all the experiences I’ve had. It’s overwhelming, I couldn’t have asked for a better deal.”








Sunset by Dorothy Odland



Seconds of Magic by Dorothy Odland



Winter 2023 Class Schedule

AFFILIATED ARTS	PAGE	ARTIST-INSTRUCTOR	WINTER	TIME	MON	TUE	WED	THU	FRI	SAT
Creativity and Wellness NEW!	8	Mason	C42923	9:00 AM - 12:00 PM				●		
Exploring Minneapolis Art	8	Neuse	C43823	1:00 PM - 4:00 PM				●		
CERAMICS	PAGE	ARTIST-INSTRUCTOR	WINTER	TIME	MON	TUE	WED	THU	FRI	SAT
Introductory to Advanced Studio Lab	8	Allgood	C90323	9:30 AM - 12:30 PM	●					
Pottery in the Making	8	Persell	C90523	9:30 AM - 12:30 PM		●				
Ceramic Sculpture: Handbuilding with Slabs	9	Chinn	C95723	1:00 PM - 4:00 PM		●				
Beginning/Intermediate Pottery [CORE CLASS]	9	Persell	C90023	6:00 PM - 9:00 PM		●				
Ceramic Sculpture (AM)	9	Catt	C94423	9:30 AM - 12:30 PM			●			
Ceramic Sculpture (PM)	9	Catt	C94123	1:00 PM - 4:00 PM			●			
Exploring Clay	9	Persell	C90623	9:30 AM - 12:30 PM				●		
Made of Clay	9	Miller	C97623	6:00 PM - 9:00 PM				●		
Beginning/Intermediate Ceramics [CORE CLASS]	9	Benn	C92223	9:30 AM - 12:30 PM					●	
Stoneware and Porcelain	9	Allgood	C91823	9:30 AM - 12:30 PM						●
DRAWING	PAGE	ARTIST-INSTRUCTOR	WINTER	TIME	MON	TUE	WED	THU	FRI	SAT
Drawing Basics [CORE CLASS]	10	Lauber-Westover	C42223	9:00 AM - 12:00 PM	●					
Intermediate Drawing Studio	10	Lauber-Westover	C40523	1:00 PM - 4:00 PM	●					
Drawing and Painting the Figure in Context	10	Lidfors	C46823	6:00 PM - 9:00 PM				●		
FIBER ARTS	PAGE	ARTIST-INSTRUCTOR	WINTER	TIME	MON	TUE	WED	THU	FRI	SAT
Advanced Beginner Weaving	10	Bestler	C75123	9:30 AM - 12:30 PM	●					
Intermediate Weaving	10	Bestler	C70023	9:30 AM - 12:30 PM		●				
Wednesday Weaving	10	Bestler	C70423	9:30 AM - 12:30 PM			●			
Folk Art Rug Hooking	11	Lausen	C71223	1:00 PM - 4:00 PM			●			
Batik: Painting on Silk NEW!	11	Aaron	C73523	1:00 PM - 4:00 PM			●			
Beginning Weaving [CORE CLASS]	11	Bestler	C78123	9:30 AM - 12:30 PM				●		
JEWELRY	PAGE	ARTIST-INSTRUCTOR	WINTER	TIME	MON	TUE	WED	THU	FRI	SAT
Metalsmithing: Ladles, Spoons, and Skewers	11	Saathoff	C85923	9:00 AM - 12:00 PM	●					
Jewelry Design: Casting	11	Saathoff	C85823	12:30 PM - 3:30 PM	●					
Intermediate Jewelry Design	11	Saathoff	C85723	9:00 AM - 12:00 PM			●			
Beginning Silversmithing and Jewelry Design [CORE CLASS]	11	Saathoff	C83223	12:30 PM - 3:30 PM			●			
Metal Clay Jewelry: Silver	11	Bober	C86023	6:00 PM - 9:00 PM				●		
Beaded Jewelry Basics NEW!	11	Bober	C86523	9:00 AM - 12:00 PM						●
Gemstones in Metal Clay	11	Bober	C86123	9:00 AM - 12:00 PM						●
PAINTING	PAGE	ARTIST-INSTRUCTOR	WINTER	TIME	MON	TUE	WED	THU	FRI	SAT
 Abstract Painting	12	Neuse	C49723	9:00 AM - 12:00 PM	●					
 Intermediate/Advanced Painting Studio	12	Odland	C41423	9:30 AM - 12:30 PM		●				
Pastel Fundamentals [CORE CLASS] NEW!	12	Weeks	C47523	9:30 AM - 12:30 PM		●				
 Watercolor: Focus on Still Life NEW!	12	Connolly	C43123	9:30 AM - 12:30 PM		●				
Expressive Pastels! NEW!	12	Mason	C47623	9:30 AM - 12:30 PM		●				
 Beginning/Intermediate Painting Studio [CORE CLASS]	12	Odland	C41523	1:00 PM - 4:00 PM		●				
Painting Stories	12	Lidfors	C40323	1:00 PM - 4:00 PM			●			
 Watercolor Foundations [CORE CLASS]	12	Weeks	C42023	9:30 AM - 12:30 PM				●		
Beginning Oil Painting [CORE CLASS] NEW!	12	Anderson	C45923	1:00 PM - 4:00 PM				●		
Painting from Photos (Oils/Acrylics)	13	Anderson	C44423	6:00 PM - 9:00 PM				●		
Principles of Oil Painting - All Levels [CORE CLASS]	13	Petrov	C49023	9:00 AM - 12:00 PM					●	
PHOTOGRAPHY	PAGE	ARTIST-INSTRUCTOR	WINTER	TIME	MON	TUE	WED	THU	FRI	SAT
Intermediate Digital Photography	13	Shefland	C66423	1:00 PM - 4:00 PM		●				
Making Photographs	13	Shefland	C61023	9:30 AM - 12:30 PM			●			
Lightroom II	13	Shefland	C67523	1:00 PM - 4:00 PM				●		

 Watch for this symbol throughout this catalog for watercolor options!

See page 18 for Artist-Instructor bios

Winter 2023 Class Schedule

SCULPTURE	PAGE	ARTIST-INSTRUCTOR	WINTER	TIME	MON	TUE	WED	THU	FRI	SAT
Stone Carving Beginning/Intermediate [CORE CLASS]	14	Picos	C82923	12:30 PM - 3:30 PM				•		
WORKSHOPS FOR ADULTS	PAGE	ARTIST-INSTRUCTOR	WINTER	TIME	MON	TUE	WED	THU	FRI	SAT
Landscape Painting Two-Day Workshop	14	Combs	C481W23	9:30 AM - 3:30 PM		1/10	1/11			
Exploring Underglazes NEW!	14	Speer	C921W23	1:00 PM - 4:00 PM				2/2		
Creating Collages with an Artistic Voice	14	Neuse	C437W23	9:00 AM - 12:00 PM					2/3	2/4
Landscape Painting One-Day Workshop	15	Combs	C494W23-A	9:30 AM - 3:30 PM			2/8			
Color Workshop for Painters	15	Neuse	C439W23	9:00 AM - 12:00 PM					2/10	2/11
Botanical Art: Focus on Flowering Houseplants NEW!	15	Creger	C443W23	9:30 AM - 4:00 PM		2/14, 2/21				
Encaustic Painting: Working with Wax	15	Reeb	C438W23	9:30 AM - 3:00 PM					2/17	
Inducing Spring - Flower Arranging	15	Persell	C319W23	10:00 AM - 12:30 PM					2/24	
MULTIGENERATIONAL	PAGE	ARTIST-INSTRUCTOR	WINTER	TIME	MON	TUE	WED	THU	FRI	SAT
Fiber Sculptures	16	Stice	C025W23	9:30 AM - 12:30 PM						1/7
Jewelry Bash	15	Stice	C023W23	5:30 PM - 7:30 PM				1/12 - 1/26		
 Mixed-Media Painting	16	Stahl	C195W23	5:30 PM - 7:30 PM		1/17, 1/24				
Winter Luminaries	16	Speer	C064W23	10:00 AM - 12:00 PM						1/21
Valentine's Origami Art	16	Sheridan	C040W23	5:30 PM - 7:30 PM				2/2		
 Art Journal (Ink & Watercolor)	16	Stahl	C190W23	5:30 PM - 7:30 PM		2/7 - 2/21				
Amazing Mugs	16	Speer	C066W23	10:00 AM - 12:00 PM						2/18
WORKSHOPS FOR FAMILIES	PAGE	ARTIST-INSTRUCTOR	WINTER	TIME	MON	TUE	WED	THU	FRI	SAT
Winter Prints & Paper	17	Stahl	C019W23	11:00 AM - 1:00 PM						1/7
Clay Penguins	17	Speer	C071W23	10:00 AM - 12:00 PM						1/14
Watercolor Galaxies	17	Stahl	C090W23	10:00 AM - 12:00 PM						1/25
CHILDREN AND TEENS	PAGE	ARTIST-INSTRUCTOR	WINTER	TIME	MON	TUE	WED	THU	FRI	SAT
Painting Studio	17	Mason	C19423	10:00 AM - 12:00 PM						•
Tween Illustration	17	Wasscher	C19223	11:00 AM - 12:30 PM						•
Winter Snow Art	17	Stahl	C196W23	9:00 AM - 10:30 AM						•
Painting Basics	17	Stice	C19723	9:30 AM - 11:00 AM						•
Youth Drawing Studio	17	Stahl	C18523	9:30 AM - 11:00 AM						•
Tween Drawing Studio	17	Stahl	C18623	11:30 AM - 1:00 PM						•

summer arts camp

Real art | Real fun!

June 12 - August 25, 2022
Ages 5 to 15

Half days or full days
Monday - Friday
9 a.m. - noon and 1 - 4 p.m.



Registration opens at noon on February 13

Catalog viewable online when registration opens.

minnetonkaARTS.org/summer-arts-camp
or call 952.473.7361, x. 160

Need help finding a class? Use this class grid to help find what is available when you have time to take a class or workshop! We list classes from the earliest starting date, then by day of week and time offered. You can also find which page your class or workshop description is in this catalog. Class skill levels are described on page 19. CORE CLASSES are a great place to start if you are new to a certain medium. Not sure what to take next? Talk to your instructor, or contact our Adult Program Director, Bob Bowman (bbowman@minnetonkaarts.org).

AFFILIATED ARTS

CREATIVITY AND WELLNESS

Ruth Mason

Skill level: AB, I, AD

NEW!

Creativity is an essential part of life, but many of us underestimate our creative powers or spend too little time nurturing them, even though we use them every day. Creativity increases happiness and mental health, helps us overcome trauma, boosts our immune system and makes us smarter! Learning to set aside distractions and achieve creative flow can be a challenge, however. Each week we'll undertake a project that nurtures your creativity, turning your ideas into something you can share with others. In seven lessons – Inspiration, Ideas, Actualization, Flow, Positive Feedback, Meditation/Reflection, and Celebration – we'll strengthen your own unique creative practice with a variety of media (provided) and approaches. Price includes \$40 materials fee.

Enrollment limited to 15; ages 16 and up

C42923 Thursdays, January 12 - February 23
(7 sessions) 9 a.m. - 12 p.m.
\$263 Members / \$288 Non-members



Credit: Pete Bastiansen

CERAMICS

INTRODUCTORY TO
ADVANCED STUDIO LAB

Clarice Allgood

Skill level: ALL

This course, open to all skill levels, covers basic throwing and handbuilding techniques for beginners to more advanced assemblage, subtraction and alteration on and off the wheel. Instruction on glazing, wax and other surface treatments for finishing work will be available. Individualized instruction, demonstrations and discussions will reflect the specific interests of students. Students may choose to work with suggested projects or may prefer to develop their ideas individually. Bring a towel and a small (gallon or less) bucket for water. Tools and clay can be purchased in MCFTA's retail shop.

Enrollment limited to 15; ages 16 and up

C90323 Mondays, January 9 - February 20
(7 sessions) 9:30 a.m. - 12:30 p.m.
\$268 Members / \$298 Non-members

POTTERY IN THE MAKING

Lee Persell

Skill level: ALL

Expand your skills on the potter's wheel and/or handbuilding through demonstrations, discussions, critiques and an exploration into the art of glazing. High-fire, raku, and soda firing will be explored. Bring a towel and a small (gallon or less) bucket for water. Tools and clay can be purchased in MCFTA's retail shop.

Enrollment limited to 15; ages 15 and up

C90523 Tuesdays, January 3 - February 21
(8 sessions) 9:30 a.m. - 12:30 p.m.
\$306 Members / \$340 Non-members



Lidded Vessel by Clarice Allgood

CERAMICS

CERAMIC SCULPTURE:
HANDBUILDING WITH SLABS
Alex Chinn
Skill level: ALL

Slab construction offers new possibilities for working in clay - if you do it right! Learn the techniques for making structurally sound sculptural pieces with slabs of clay to create sculptural “buildings” or hanging wall niches. Demonstrations will include technical info for building with slabs, ideas for enhancing slabs with texture or color, and ideas for finishing and displaying your projects. Tools and clay can be purchased in MCFTA’s retail shop. See materials list on the website.

Enrollment limited to 15; ages 16 and up
C95723 Tuesdays, January 17 - February 21
 (6 sessions) 1 - 4 p.m.
 \$230 Members / \$255 Non-members

[CORE CLASS]
BEGINNING/INTERMEDIATE
POTTERY
Lee Persell
Skill level: ALL

Beginners receive an introduction to basic throwing techniques and forms, while intermediate students expand their technical abilities and their understanding of ceramic form through demos, discussions and critiques. High-fire, raku and soda firing will be explored. Bring a towel and a small (gallon or less) bucket for water. Tools and clay can be purchased in MCFTA’s retail shop.

Enrollment limited to 15; ages 15 and up
C90023 Tuesdays, January 3 - February 21
 (8 sessions) 6 - 9 p.m.
 \$306 Members / \$340 Non-members



Lee Persell

CERAMIC SCULPTURE
Krissy Catt
Skill level: AB, I, AD

In this off-the-wheel class, students create a wide variety of projects ranging from figurative work (animals and human) to realistic or abstract forms, to clay totems, and more. You will learn proper interior structure for a sculpture made of clay and have fun with surface design and textures. Come with an idea for a project you want to create, and together we will work to complete it. Bring a towel and a small (gallon or less) bucket for water. Tools and clay can be purchased in MCFTA’s retail shop.

Enrollment limited to 10; ages 16 and up
C94423 Wednesdays, January 4 - February 22
 (8 sessions) 9:30 a.m. - 12:30 p.m.
 \$306 Members / \$340 Non-members
C94123 Wednesdays, January 4 - February 22
 (8 sessions) 1 - 4 p.m.
 \$306 Members / \$340 Non-members

EXPLORING CLAY
Lee Persell
Skill level: ALL

This class is for beginners and advanced potters alike. Beginners will be introduced to the potter’s wheel as well as handbuilding. Experienced students will work with the instructor to develop their own projects. High-fire, raku and soda firing will be explored. Bring a towel and a small (gallon or less) bucket for water. Tools and clay can be purchased in MCFTA’s retail shop.

Enrollment limited to 15; ages 15 and up
C90623 Thursdays, January 5 - February 23
 (8 sessions) 9:30 a.m. - 12:30 p.m.
 \$306 Members / \$340 Non-members

MADE OF CLAY
Ernest Miller
Skill level: ALL

Clay can be everyday functional or a material to illustrate sculptural ideas. In this class Ernest shares his approach to wheel throwing functional dinnerware as well as the thrown and altered vessel including cups, teapots, bowls, handles, and vases. He will perform demonstrations for the beginner potter while encouraging independent idea exploration for the more experienced. Students have the option to finish their work in a high fire reduction kiln or soda kiln. Bring a towel and a small (gallon or less) bucket for water. Tools and clay can be purchased in MCFTA’s retail shop.

Enrollment limited to 15; ages 14 and up
A97623 Thursdays, January 5 - February 23
 (8 sessions) 6 - 9 p.m.
 \$306 Members / \$340 Non-members

[CORE CLASS]
BEGINNING/INTERMEDIATE
CERAMICS
Bradley Benn
Skill level: B, AB, I

Learn to throw, develop your throwing skills as a potter, and learn hand-building techniques in this class, open to beginning and intermediate students. A variety of projects and new ideas will be presented, with time available for individualized instruction. Bring a towel and a small (gallon or less) bucket for water. Clay and tools may be purchased in MCFTA’s retail shop.

Enrollment limited to 15; ages 16 and up
C92223 Fridays, January 6 - February 24
 (8 sessions) 9:30 a.m. - 12:30 p.m.
 \$306 Members / \$340 Non-members

STONEWARE AND PORCELAIN
Clarice Allgood
Skill level: ALL

Beginners learn the basics of working with stoneware or porcelain on the potter’s wheel while intermediate and advanced students expand their skills. Handbuilding projects will be presented. Class includes demos, critiques and an opportunity to try soda and raku-firing techniques. Bring a towel and a small (gallon or less) bucket for water. Tools and clay can be purchased in MCFTA’s retail shop.

Enrollment limited to 15; ages 16 and up
C91823 Saturdays, January 7 - February 25
 (8 sessions) 9:30 a.m. - 12:30 p.m.
 \$306 Members / \$340 Non-members



Ernest Miller



Ernest Miller at the wheel

DRAWING

[CORE CLASS]
DRAWING BASICS
Bonnie Lauber-Westover
Skill level: B, AB

Drawing is a skill that creates the foundation for all 2-D art. Specific exercises will teach you to express yourself and capture the world around you. Each week we'll focus on one approach to seeing and drawing, thereby building a visual vocabulary. You will try various media and approaches, look at successful drawings, have fun and gain confidence in your own work. Great for beginners as well as those who wish to brush up on their skills. A materials list is on the website.

Enrollment limited to 12; ages 16 and up
C42223 Mondays, January 9 - February 20
(7 sessions) 9 a.m. - 12 p.m.
\$223 Members / \$248 Non-members

INTERMEDIATE DRAWING STUDIO
Bonnie Lauber-Westover
Skill level: AB, I, AD

Continue fine-tuning technical and observational skills – adding depth, emotion, and movement to create stronger drawings with personal perspective. You will explore different media, a variety of approaches, and color techniques to enhance your own artistic vision. A materials list is on the website.

Enrollment limited to 12; ages 16 and up
C40523 Mondays, January 9 - February 20
(7 sessions) 1 - 4 p.m.
\$223 Members / \$248 Non-members

DRAWING AND PAINTING THE FIGURE IN CONTEXT
Barbara Lidfors
Skill level: ALL

Drawing and painting the human figure is a multifaceted and exciting venture for artists of all levels. In this class we will review the academic drawing skills necessary to create expressive portraits and dynamic figures. These figurative drawings will then be integrated – with or without the addition of color – into background compositions with realistic or imaginary context. The figurative works of artists such as Diebenkorn, Degas and Munch, who created expressive visual stories around their subjects, are examples of this approach. The class is set up to support the unfolding of individual interests and directions, so please bring your own ideas and photographic reference photos with you! A suggested materials list is on the website.

Enrollment limited to 15; ages 16 and up
C46823 Thursdays, January 5 - February 23
(8 sessions) 6 - 9 p.m.
\$256 Members / \$284 Non-member



FIBER ARTS

ADVANCED BEGINNER WEAVING
Traudi Bestler
Skill level: ALL

This class continues the exploration of hand-weaving using Art Center looms. Individual skills will be expanded and different techniques will be introduced depending on class interests. A great class for advanced beginners and those wanting to refresh their weaving skills.

Enrollment limited to 8; ages 16 and up
C75123 Mondays, January 9 - February 20
(7 sessions) 9:30 a.m. - 12:30 p.m.
\$223 Members / \$248 Non-members

INTERMEDIATE WEAVING
Traudi Bestler
Skill level: I

In this class, students continue their exploration of weave structures. The projects and lessons are more challenging and will lead the weaver further down the path of learning. You will become more confident in setting up your loom and making the ideas in your imagination become real. You'll receive help with your projects and experience weaving on a variety of looms.

Enrollment limited to 10; ages 16 and up
C70023 Tuesdays, January 3 - February 21
(8 sessions) 9:30 a.m. - 12:30 p.m.
\$256 Members / \$284 Non-members

WEDNESDAY WEAVING
Traudi Bestler
Skill level: AD

For people who can warp looms and read drafts independently. This class studies more complex weave structures and often spends one portion studying a new weave structure, followed by individual exploration into a project of choice. Designing using a computer program is also covered.

Enrollment limited to 10; ages 16 and up
C70423 Wednesdays, January 4 - February 22
(8 sessions) 9:30 a.m. - 12:30 p.m.
\$256 Members / \$284 Non-members



Folk Art Rug Hooking

JEWELRY

FOLK ART RUG HOOKING

Laurie Lausen
Skill level: ALL

Create whimsical rugs using fabric strips and a simple hook. Discover a great way to recycle old wool fabrics. This is not latch-hook. New students will start by designing a simple mug mat to learn the techniques and then move on to a larger project. Mug mat materials which include wool strips, linen backing, finishing supplies, a rug hook for you to keep and a class notebook can be purchased at the first class for \$35 plus tax. Experienced students will work on a project in progress or start designing a new one. Lesson plans include the history of rug hooking, design and transfer methods, color planning, wool preparation, finishing techniques and so much more.

Enrollment limited to 12; ages 16 and up

C71223 Wednesdays, January 4 - February 22
(8 sessions) 1 - 4 p.m.
\$256 Members / \$284 Non-members

BATIK: PAINTING ON SILK

Jeanne Aaron
Skill level: ALL

NEW!

Immerse yourself in color and bring the movement and luminosity of silk to your paintings! Whether you work representationally or abstractly, painting with silk dyes using the batik (wax resist) process opens up new possibilities for your work. Focusing on composition, design, and color, you'll plan your image, apply wax, paint on the dyes and add the final finishing steps – everything necessary to create a brilliant banner! Materials provided; \$55 materials fee included in price.

Enrollment limited to 12; ages 16 and up

C73523 Wednesdays, February 1 - 22
(4 sessions) 1 - 4 p.m.
\$183 Members / \$197 Non-members

[CORE CLASS]

BEGINNING WEAVING

Traudi Bestler
Skill level: B, AB

This class introduces the pleasures of hand-weaving. Using Art Center table looms, you will learn all about setting up and weaving a small project. New weavers may make scarves, table linens, bags or other interesting objects. A variety of twill patterns will be explored. Both beginners and those wanting to refresh their weaving skills are welcome in this group. An additional \$14 materials fee plus tax will be collected from first-time students.

Enrollment limited to 7; ages 16 and up

C78123 Thursdays, January 5 - February 23
(8 sessions) 9:30 a.m. - 12:30 p.m.
\$256 Members / \$284 Non-members

METALSMITHING: LADLES, SPOONS, AND SKEWERS

Danny Saathoff
Skill level: ALL

Make beautiful, functional kitchen tools and objects mostly of metal. Through demonstrations and hands-on practice, you will learn how to raise sheet metal to make hollow forms, saw, texture, file, finish and polish metal, as well as how to fabricate and rivet wood or stone for handles. Soldering will be included in the construction, however the majority will be completed using cold connections. Skills learned can also be applied to jewelry making. Price includes \$30 materials fee.

Enrollment limited to 14; ages 16 and up

C85923 Mondays, January 9 - February 20
(7 sessions) 9 a.m. - 12 p.m.
\$298 Members / \$328 Non-members

JEWELRY DESIGN: CASTING

Danny Saathoff
Skill level: ALL

Take your jewelry making to a new level by designing and casting your own custom designs! This course focuses on the ancient process of lost wax casting for creating jewelry in bronze and silver. Specific instructions will be given in wax carving, stone setting and surface enrichment to achieve complex metal pieces. Previous experience with metalsmithing is not required but may be helpful. Price includes \$45 materials fee. Instructor will provide information on purchasing silver for students wishing to include silver in their projects.

Enrollment limited to 14; ages 16 and up

C85823 Mondays, January 9 - February 20
(7 sessions) 12:30 - 3:30 p.m.
\$313 Members / \$343 Non-members

INTERMEDIATE JEWELRY DESIGN

Danny Saathoff
Skill level: I, AD

Expand on the skills learned in *Beginning Silversmithing and Jewelry Design* through further exploration of familiar skills and the introduction of more advanced techniques including additional stone settings, mixed media and found objects as wearable art. This class will be loosely structured to allow more time to create new pieces, practice and hone your techniques. **Prerequisite:** MCFTA beginning silver jewelry class or instructor permission. Price includes \$35 materials fee. Some materials provided. Project materials purchased by the student. A materials list is on the website.

Enrollment limited to 14; ages 16 and up

C85723 Wednesdays, January 4 - February 22
(8 sessions) 9 a.m. - 12 p.m.
\$341 Members / \$375 Non-members

[CORE CLASS]

BEGINNING SILVERSMITHING AND JEWELRY DESIGN

Danny Saathoff
Skill level: B, AB

Learn to work with silver and other metals to create fine jewelry. You'll explore metal fabrications, soldering, stone setting, cold connections, and many more techniques. You will be guided through basic techniques and can expect to complete at least one project by the end of the course. We will also discuss the essential equipment to continue work outside of the classroom. Bring a sketchbook. Price includes \$55 materials fee. Most materials provided.

Enrollment limited to 14; ages 16 and up

C83223 Wednesdays, January 4 - February 22
(8 sessions) 12:30 - 3:30 p.m.
\$361 Members / \$395 Non-members



Cast Cedar Brooch by Danny Saathoff

METAL CLAY JEWELRY: SILVER

Sarah Bober
Skill level: ALL

Learn how to make silver jewelry without saws or power tools by using metal clay. This flexible medium can be rolled, stamped, cut, and manipulated like traditional clay. Finished pieces are kiln or torch-fired to become 99.9% pure silver. Each week, students will learn and apply new techniques for working with metal clay and create a variety of unique jewelry designs. All tools provided. Price includes \$50 materials fee, which includes silver clay for the first class. Additional silver clay for the subsequent weeks may be purchased in class.

Enrollment limited to 12; ages 16 and up

C86023 Thursdays, January 5 - 26
(4 sessions) 6 - 9 p.m.
\$203 Members / \$220 Non-members

BEADED JEWELRY BASICS

Sarah Bober
Skill level: ALL

NEW!

Making your own custom jewelry is fun, and the result is your own, unique and one of a kind! Learn how to make earrings, necklaces, and bracelets using beads. We'll cover it all, from idea to design to getting it all put together securely. Price includes \$35 materials fee.

Enrollment limited to 12; ages 16 and up

C86523 Saturdays, January 14 - 21
(2 sessions) 9 a.m. - 12 p.m.
\$111 Members / \$120 Non-members

GEMSTONES IN METAL CLAY

Sarah Bober
Skill level: ALL

Whether you're familiar with precious metal clay or are just starting out, you can add the appeal of gemstones to your handmade jewelry. In this class, you'll learn multiple ways to set gemstones in metal clay, with no soldering or power tools required! Stones can be set easily into the clay and fired into place to create stunning jewelry. Students will learn basic metal clay skills as well as stone setting techniques. Perfect for beginner or experienced metal clay artists. All tools provided. Class fee includes \$50 materials fee for the first class, which includes precious metal clay for the first class. Additional clay for the subsequent weeks may be purchased in class.

Enrollment limited to 12; ages 16 and up

C86123 Saturdays, January 28 - February 4
(2 sessions) 9 a.m. - 12 p.m.
\$127 Members / \$135 Non-members



Metal Clay with Gemstone by Sarah Bober

PAINTING

W ABSTRACT PAINTING
Jon Neuse
Skill level: ALL

This course is an exploration of abstract painting in acrylic, oil, or watercolor paints, or oil or soft pastels. The class focuses on the formal principles of art that are vital to balanced compositions. You will expand your knowledge and use of those principles as you develop your personal style. Students work at their own pace on a series of abstract paintings with friendly critiques and individual guidance. New students, please use the materials list on our website.

Enrollment limited to 15; ages 16 and up
C49723 Mondays, January 9 - February 20
(7 sessions) 9 a.m. - 12 p.m.
\$223 Members / \$248 Non-members

W INTERMEDIATE/ADVANCED PAINTING STUDIO
Dorothy Odland
Skill level: I, AD

Understand more about the process of making art and developing personal style using oil, acrylic or watercolor. Work at your own pace with individual instruction in this open studio format class. Bring paints, brushes and painting surface to the first class.

Enrollment limited to 15; ages 16 and up
C41423 Tuesdays, January 3 - February 21
(8 sessions) 9:30 a.m. - 12:30 p.m.
\$256 Members / \$284 Non-members

[CORE CLASS]
PASTEL FUNDAMENTALS
Arthur Weeks
Skill level: B

Learn the basics of working with this pure pigment, designed for accessibility and easy handling without all the clean-up and equipment of liquid paints! Learn how quickly you can lay down a sketch – a major benefit of the pastel medium! We'll discuss materials and papers, and cover basic application techniques that will build your confidence with this medium – a perfect class to prepare you for full-length pastel classes in the spring. A materials list is on our website.

Enrollment limited to 12; ages 16 and up
C47523 Tuesdays, January 3 - 17
(3 sessions) 9:30 a.m. - 12:30 p.m.
\$95 Members / \$106 Non-members

W WATERCOLOR: FOCUS ON STILL LIFE
Coco Connolly
Skill level: B, AB, I

NEW!

Rendering arrangements of objects invites us to concentrate on the fundamentals of painting: composition, color, texture, form. We can even suggest a narrative by how we select and arrange things. Through demos, critiques, and painting sessions in class, we'll cover color balance and mixing, try some different application methods to broaden your skills, and discuss composition – what to focus on, and what to leave out! Bring your watercolor materials or see the materials list on the website for suggestions.

Enrollment limited to 15; ages 16 and up
C43123 Tuesdays, January 10 - February 21
(7 sessions) 9:30 a.m. - 12:30 p.m.
\$223 Members / \$248 Non-members

EXPRESSIVE PASTELS!
Ruth Mason
Skill level: AB, I, AD

NEW!

Whether you're new to pastels, or just wanting a fresh approach to painting with them, this course will help you unleash fresh potential with this satisfyingly direct medium! Both abstract and representational approaches will be tried in a variety of styles, so you're sure to find something new and compelling to fuel your artistic journey! See materials list on the website.

Enrollment limited to 15; ages 16 and up
C47623 Tuesdays, January 31 - February 21
(4 sessions) 9:30 a.m. - 12:30 p.m.
\$128 Members / \$142 Non-members

[CORE CLASS]
W BEGINNING/ INTERMEDIATE PAINTING STUDIO
Dorothy Odland
Skill level: B, AB, I

Learn the basics or brush up on rusty skills. Work in oil, acrylic or watercolor to explore color and personal style. Work at your own pace with individual instruction in this open studio format class. Bring paints, brushes and painting surface to the first class.

Enrollment limited to 15; ages 16 and up
C41523 Tuesdays, January 3 - February 21
(8 sessions) 1 - 4 p.m.
\$256 Members / \$284 Non-members

PAINTING STORIES
Barbara Lidfors
Skill level: AB, I, AD

Picasso once said, "Painting is just another way of keeping a diary!" In other words, a well-composed and artfully painted picture can also tell a meaningful, personal story. It can express how you experience the world, what is meaningful and significant to you in your daily journeys. In this class for painters of all levels, we will review basic painting concepts and use them to compose personal narratives in a realistic or abstractly expressive style. Bring your own oil and/or acrylic paints, brushes and painting surfaces to the first class. Additionally, bring personal reference photos or drawing ideas as points of departure for your artwork.

Enrollment limited to 15; ages 16 and up
C40323 Wednesdays, January 4 - February 22
(8 sessions) 1 - 4 p.m.
\$256 Members / \$284 Non-members



Peony Buds by Coco Connolly

[CORE CLASS]
W WATERCOLOR FOUNDATIONS
Arthur Weeks
Skill level: B

Just starting out with watercolor and want some help finding your way? Curious about the possibilities? Through demonstrations, exercises, and artistic experiments designed to introduce you to this delightful medium, learn fundamental watercolor techniques such as brush handling, color mixing, glazing, wet-into-wet, wet-into-dry, and tonal value studies. Emphasis will be on making discoveries, learning techniques and developing confidence. A materials list is on the website.

Enrollment limited to 14; ages 16 and up
C42023 TThursdays, January 5 - 19
(3 sessions) 9:30 a.m. - 12:30 p.m.
\$95 Members / \$106 Non-members

[CORE CLASS]
BEGINNING OIL PAINTING
Scott Lloyd Anderson
Skill level: B

NEW!

Oils have a workability unlike other painting mediums. They also feel connected to art history. Learn the basics of the medium: how they work, feel, and react to other colors and substrates. How they can be applied to a surface, with brush, knife, or finger (with a glove on!). We won't be painting masterpieces (just yet), but we'll be playing a lot, mixing colors and developing a feeling for how paint comes off your brush, and how you make marks. See materials list on website.

Enrollment limited to 14; ages 16 and up
C45923 Thursdays, January 5 - February 23
(8 sessions) 1 - 4 p.m.
\$256 Members / \$284 Non-members



Café with Flowers by Barbara Lidfors

PAINTING

PAINTING FROM PHOTOS
(OILS/ACRYLICS)

Scott Lloyd Anderson
Skill level: AB, I, AD

Or “How Not To Paint from Photos!” We paint from life when we can, but painting from a photo is something we all do – even dedicated plein air painters. We’ll explore how the eyes sees vs. how the camera sees, different kinds of references (useless versus useful), interpreting a photo instead of copying it, how to take a photograph specifically for use as a painting reference. Bring your own painting supplies. Suggested materials list on website. Oils (or water-solubles) preferred, but acrylic painters will find the class useful too.

Enrollment limited to 15; ages 16 and up

C44423 Thursdays, January 5 - February 23
(8 sessions) 6 - 9 p.m.
\$256 Members / \$284 Non-members



Snowfolk 38, Top Hat Folk by Scott Lloyd Anderson



Apricots and Qinghua by Dan Petrov

[CORE CLASS]
PRINCIPLES OF OIL PAINTING
- ALL LEVELS

Dan Petrov
Skill level: ALL

Beginners learn the basic techniques of oil painting, intermediates brush up on their skills, and advanced students can take their paintings to a higher level with some new techniques! Learn how to select your color palette, how, when and why to use mediums, and much more. Dan will demonstrate each technique and method so you’ll see and understand it before working on your own project. See Dan’s general materials list on the website.

Enrollment limited to 10; ages 16 and up

C49023 Fridays, January 6 - February 24
(8 sessions) 9 a.m. - 12 p.m.
\$256 Members / \$284 Non-members

PHOTOGRAPHY

INTERMEDIATE DIGITAL
PHOTOGRAPHY

Alan Shefland
Skill level: AB, I

If you’ve taken *Beginning Digital Photography* and you’re ready to take your craft to the next level, this is where you belong. This is where it starts to get serious – and fun! You’ll become more technically competent while honing your artistic skills. Students who have acquired beginning level digital photography skills elsewhere are welcome but need instructor approval. Please contact the Registrar for more information. The first half of the session will be in person; the second half via Zoom.

Enrollment limited to 12; ages 16 and up

C66423 Tuesdays, January 3 - February 21
(8 sessions) 1 - 4 p.m.
\$256 Members / \$284 Non-members

MAKING PHOTOGRAPHS

Alan Shefland
Skill level: I, AD

This class will help serious amateur and professional photographers find more passion in their work by exploring the narrative, aesthetic and emotional aspects of image making, with an emphasis on simplicity and the use of natural light. Through practical demonstrations, field trips, individual portfolio reviews and studying the work of other photographers, we will refine our views on producing work and balancing the various aspects of a busy life. The first half of the session will be in person; the second half via Zoom.

Enrollment limited to 12; ages 16 and up

C61023 Wednesdays, January 4 - February 22
(8 sessions) 9:30 a.m. - 12:30 p.m.
\$256 Members / \$284 Non-members

LIGHTROOM II

Alan Shefland
Skill level: AB, I

This course is the next step to understanding Adobe Lightroom in a more professional way. You will further explore the capabilities of Lightroom and think more in-depth about the changes you make and why you make them. Each student will need to bring a laptop computer running the current operating system with the current Adobe Lightroom Classic program installed and a jump drive with images to work on. **Prerequisite:** *Lightroom Fundamentals I* or a basic understanding of how Lightroom operates. The first half of the session will be in person; the second half via Zoom.

Enrollment limited to 10; ages 16 and up

C67523 Thursdays, January 5 - February 23
(8 sessions) 1 - 4 p.m.
\$256 Members / \$284 Non-members



Hang On by Alan Shefland



Flowers by Alan Shefland

SCULPTURE

[CORE CLASS]
STONE CARVING BEGINNING/ INTERMEDIATE
Frank Picos
Skill level: B, AB, I

Discover the magic of stone carving. Starting with hand tools and working small in limestone, beginning students will be introduced to the carving process including basic 3-D design concepts. Intermediate students will hone their understanding of the reductive process and sculptural design and be introduced to power and pneumatic tools. First-time students are provided with a limestone block to carve and all necessary tools. Intermediate students may want to discuss their project with the instructor before purchasing materials. You'll be surprised by the imagery you'll unlock within the stone.

Enrollment limited to 8; ages 16 and up
C82923 Thursdays, January 5 - February 9
(6 sessions) 12:30 - 3:30 p.m.
\$241 Members / \$266 Non-members



WORKSHOPS FOR ADULTS

LANDSCAPE PAINTING TWO-DAY WORKSHOP
Michele Combs
Skill level: AB, I, AD

Treat yourself to two days of painting! This class will focus on rendering skies – an important component of any landscape painting. We'll emphasize the differences between foreground, middle ground, and background rendering techniques to enhance the sense of space and focus in your work. Individualized instruction will strengthen your artistry, with emphasis on the elements that make a painting strong: line, form, color, edge quality, and texture. Bring photos for composition options. See materials list on the website. Bring a lunch each day for the half-hour break.

Enrollment limited to 12; ages 16 and up
C481W23 Tuesday - Wednesday, January 10 - 11
(2 sessions) 9:30 a.m. - 3:30 p.m.
\$140 Members / \$156 Non-members



Flowers by Anastasia Speer

EXPLORING UNDERGLAZES
Anastasia Speer
Skill level: AB, I, AD

NEW!

Transform your ceramic work with colored slips applied before the final glaze layer; literally “underglazes.” Learn painterly application techniques, color mixing, different styles of brushwork, slip-trailing, and more. We'll use color theory, design principles, and varying brushwork styles to bring another level of creativity to your work. Bring 1-3 pieces of your ceramic bisque to work on. Price includes \$10 materials fee.

Enrollment limited to 14; ages 16 and up
C921W23 Thursday, February 2
(1 session) 1 - 4 p.m.
\$56 Members / \$61 Non-members

CREATING COLLAGES WITH AN ARTISTIC VOICE
Jon Neuse
Skill level: ALL

This workshop is an opportunity to explore and learn the dynamic of designing and making collages. We will walk you through the steps of putting a collage together. The workshop is constructed so you can learn from your instructor and the other participants. A materials list is available on the website.

Enrollment limited to 15; ages 16 and up
C437W23 Friday - Saturday, February 3 - 4
(2 sessions) 9 a.m. - 12 p.m.
\$77 Members / \$85 Non-members



Monstera Leaves by Anastasia Speer



Winter Trails by Michelle Combs


WORKSHOPS FOR ADULTS

LANDSCAPE PAINTING
ONE-DAY WORKSHOP

Michele Combs
Skill level: ALL

Starting with an instructor-selected photo, you will be led step-by-step through the painting process. You'll gain a better understanding of how the instructor thinks through the painting process. Although the whole class works from the same original image, you'll be amazed by how different each student's finished painting will look. This class is designed to be fun and relaxing. Suggested materials list on the website. Bring a lunch for the half-hour break.

Enrollment limited to 12; ages 16 and up
C494W23-A Wednesday, February 8
(1 session) 9:30 a.m. - 3:30 p.m.
\$70 Members / \$78 Non-members

 **COLOR WORKSHOP
FOR PAINTERS**
Jon Neuse
Skill level: ALL

Painters of all levels and mediums: make your acrylic, watercolor, or oil paintings more powerful and effective by gaining a better understanding of color in this six hour workshop. Explore the dynamics and use of color in two-dimensional art in this collaborative, hands-on workshop! Study color theory, using a color wheel, emotional and manipulative powers of color, how to mix paints, color recipes, how to make a color chart, and more. Class handout includes information on color theory, palette arrangement, color formulas and recipes. Materials list on website.

Enrollment limited to 15; ages 16 and up
C439W23 Friday - Saturday, February 10 - 11
(1 session) 9 a.m. - 12 p.m.
\$77 Members / \$85 Non-members

BOTANICAL ART: FOCUS ON
FLOWERING HOUSEPLANTS

Kathy Creger
Skill level: ALL

NEW!

Learn to create accurate and artistic representations of the flowering houseplants that help gardeners get through the cold winter months! Focusing on their forms and surfaces, we'll practice the careful observation and rendering of the lines, values, and textures of your subject to bring your painting to life! Bring your drawing and/or watercolor painting materials and hot-pressed paper to work on. Bring a lunch for the half-hour break.

Enrollment limited to 15; ages 16 and up
C443W23 Tuesdays, February 14 - 21
(2 sessions) 9:30 a.m. - 4 p.m.
\$153 Members / \$170 Non-members

ENCAUSTIC PAINTING:
WORKING WITH WAX

Jodi Reeb
Skill level: ALL

In this exciting, one-day experience you will learn encaustic techniques (molten beeswax painting). A brief history and description of encaustic painting will be shared as well as basic supplies and tools, safety, preparation of supports including the application of grounds, fusing techniques and paint application. A variety of techniques will be demonstrated such as wax image transfers, mixing your own paint, creating texture and working with masks and stencils. The majority of time will be spent painting. Previous participants may work on individual projects with instructor guidance. All levels welcome. Price includes \$35 materials fee. Bring a lunch for the half-hour break.

Enrollment limited to 12; ages 16 and up
C438W23 Friday, February 17
(1 session) 9:30 a.m. - 3 p.m.
\$99 Members / \$106 Non-members

INDUCING SPRING:
FLOWER ARRANGING

Lee Persell
Skill level: ALL

Shake yourself out of winter's gloom by creating your own floral arrangements. This class will introduce you to the art of flower arranging by breaking down the arrangement into its basic structure: line, shape, color, balance, proportion and texture. Find out why "less is more" and learn how to collect or shop for materials selectively. We will also consider the use of non-floral elements. Bring one or two vases (can be glass, ceramic, or other material) and garden shears or hand pruner. Price includes \$25 materials fee.

Enrollment limited to 10; ages 16 and up
C319W23 Friday, February 24
(1 session) 10 a.m. - 12:30 p.m.
\$57 Members / \$60 Non-members



Encaustic Painting Workshop by Jodi Reeb

MULTIGENERATIONAL

Multigenerational workshops welcome students from a large age range. Great for family members and other groups who want to take a class together. Open to individuals or groups as long as each student meets the age requirement.

FIBER SCULPTURES

Jenny Stice
Skill level: ALL

Cool weather is the perfect time to make fuzzy, soft, wooly and warm soft sculptures. Soft sculptures are made from cloth, paper, and other soft materials. They are easy to shape and mold to form anything from creatures to abstract organic forms. Join artist Jenny Stice in our studios for an exploration of soft sculpture in a fun and engaging way. You'll be treated to a vast array of fleece and felt in a rainbow of colors. Projects may include a felted and hand-sewn creature, an ice cream cone, or a wall art piece. The sky's the limit when you combine fiber with some sculpting know-how and your imagination. This is a multigenerational class with projects that are accessible for all skill levels.

Enrollment limited to 12; Multigenerational class for ages 8 to adult

C025W23 Saturday, January 7
(1 session) 9:30 a.m. - 12:30 p.m.
\$45 Members / \$49 Non-members

JEWELRY BASH

Jenny Stice
Skill level: ALL

In this multigenerational workshop, create your own eye-catching jewelry with cords, thread, and findings. Your necklaces and bracelets will feature handwoven, braided and knotted elements! For this winter, you will create jewelry with cotton, hemp, silk and/or wool accents. Learn how to set up a small-scale loom to weave patterns, and practice basic knotting and braiding techniques. Simple frame looms and inkle looms provide jewelry artists with wonderful woven pattern possibilities. Participants will see a variety of necklace and bracelet ideas, and then choose the first one to make together.

Enrollment limited to 7; Multigenerational class for ages 9 to adult

C023W23 Thursdays, January 12 - 26
(3 sessions) 5:30 - 7:30 p.m.
\$82 Members / \$91 Non-members

MIXED MEDIA PAINTING (WATERCOLOR & PRINT)

Erin Stahl
Skill level: ALL

In this multigenerational class, create artwork that combines watercolor painting and printmaking. Build your skill set selecting and mixing a color palette, handling brushes, and experimenting with watercolor painting and printmaking techniques. Sample projects include landscape and/or abstract paintings combined with relief prints and/or monoprints. This class is open to all painting levels and encourages a sense of play and experimentation. Materials provided for class. Students 11 and up may register with a registered adult.

Enrollment limited to 12; Multigenerational class for ages 14 to adult

C195W23 Tuesdays, January 17 - 24
(2 sessions) 5:30 - 7:30 p.m.
\$59 Members / \$65 Non-members

WINTER LUMINARIES

Anastasia Speer
Skill level: ALL

Create a whimsical winter-themed luminary to warm up your home this season. You will use the slab construction method to build your luminary's walls. First you'll design each side of your luminary with carvings and cut-outs for light to shine through. The winter design motifs you choose – i.e. snowflakes, trees, stars – are up to you! Projects will be painted with colorful underglazes and slips to finish. Because of the bisque and glaze firing process, estimated project pickup is three weeks after the class.

Enrollment limited to 12; Multigenerational class for ages 7 to adult

C064W23 Saturday, January 21
(1 session) 10 a.m. - 12 p.m.
\$39 Members / \$42 Non-members



Jenny Stice, Fiber Sculptures


VALENTINE'S ORIGAMI ART

Kathleen Sheridan
Skill level: ALL

Let's create handmade Valentine's Day origami art which is sure to impress. You will learn step-by-step folding techniques to make heart-inspired origami that tucks inside a mailing envelope. This class includes origami paper kits with brightly colored and patterned origami paper, which you will fold into Valentine's creations. With your newfound paper folding skills, you'll be ready to send origami Valentines to your friends and family all around the world! This is a welcoming and creative multigenerational learning experience open to all experience levels.

Enrollment limited to 12; Multigenerational class for ages 10 to adult

C040W23 Thursday, February 2
(1 session) 5:30 - 7:30 p.m.
\$31 Members / \$33 Non-members



Valentine's Origami Art

ART JOURNAL (INK & WATERCOLOR)

Erin Stahl
Skill level: ALL

This multigenerational class introduces you to art journals, an excellent way to capture impressions of a place when you are traveling or even on a backyard nature walk. Get an overview of different styles and formats for an art journal, and see samples of the mixed-media journal pages created by artist Erin Stahl. Then it's time to create your own art journal pages based on a meaningful moment, a special place, or a natural or architectural wonder. Start by sketching in graphite and ink, and then learn some tips for applying watercolor paints to make your sketches come alive. You may even choose to add some written journaling to enhance your storytelling. Returning students may explore other mixed-media materials in addition to watercolor. Students ages 11 and up may register with a registered adult for this multigenerational class experience.

Enrollment limited to 12; Multigenerational class for ages 14 to adult; ages 11 and up may

C190W23 Tuesdays, February 7 - 21
(3 sessions) 5:30 - 7:30 p.m.
\$82 Members / \$91 Non-members

AMAZING MUGS

Anastasia Speer
Skill level: ALL

Create handmade mugs that will amaze your friends and family! These mugs are made to be well-loved and used in the kitchen for your beverage of choice. First you will make the body of the mug with basic handbuilding techniques. Once your mug is formed, you will carve, stamp, and add clay additions to the mug. These can be painted with colorful slips to finish. Because of the bisque and glaze firing process, estimated project pickup is three weeks after the class.

Enrollment limited to 12; Multigenerational class for ages 7 to adult

C066W23 Saturday, February 18
(1 session) 10 a.m. - 12 p.m.
\$39 Members / \$42 Non-members



Amazing Mugs Workshop

WORKSHOPS FOR FAMILIES

CHILDREN AND TEENS

Family workshops are intergenerational workshops with art activities for adults and children to do together. Children must be accompanied by an adult and adults must be accompanied by a child.

WINTER PRINTS & PAPER

Erin Stahl
Skill level: ALL

In this family workshop, experiment with relief printmaking techniques to create decorative papers with personality. The winter season will inspire our designs! Winter ideas include geometric snowflake prints and/or paper that swirls with the colors of the Northern Lights. Make multiple color prints filled with interesting shapes and patterns on paper. This class uses water-based inks, brayers and barens for the printmaking process.

Enrollment limited to 12; Children with adult, ages 8+. Prices are per person

C019W23 Saturday, January 7
(1 session) 11 a.m. - 1 p.m.
\$30 Members / \$33 Non-members

CLAY PENGUINS

Anastasia Speer
Skill level: ALL

In this fun family class we will create a ceramic penguin. Learn basic pinch and coil techniques and design, create and decorate a penguin ready for a swim. After you get the main shape of your animal, you will spend time designing your animal's distinguishing features from their heads to their tails. As time allows you will add more details to the animal and/or build some of their natural habitat. Because of the bisque and glaze firing process, estimated project pickup is three weeks after the class.

Enrollment limited to 12; Children with adult, ages 5+. Prices are per person

C071W23 Saturday, January 14
(1 session) 10 a.m. - 12 p.m.
\$39 Members / \$42 Non-members



Clay Penguins

WATERCOLOR GALAXIES

Erin Stahl
Skill level: ALL

In this family workshop, you will be inspired by the night sky and the stars that shine particularly bright in the winter. After viewing scientific photos of galaxies and visual artists' interpretations of starry skies and galaxies, you will chart your own stars on paper! Learn how to mix a night sky color palette, practice wet-into-wet watercolor painting techniques, and create your own bright star clusters. This is a relaxed watercolor painting class for adults and children to do together.

Enrollment limited to 12; Children with adult, ages 7+. Prices are per person

C090W23 Saturday, February 25
(1 session) 10 a.m. - 12 p.m.
\$30 Members / \$33 Non-members

PAINTING STUDIO

Ruth Mason
Skill level: ALL

Experiment with a variety of acrylic and watercolor painting techniques as you take your ideas from thumbnail sketches to fully-developed paintings. Learn more about composition as you develop your ideas into creations using color theory, selective color palettes, and brush handling tips. There will be an opportunity to add mixed-media additions to your paintings with materials such as oil pastels, markers and collage. This is a welcoming class environment for all levels of painters.

Enrollment limited to 12; ages 10 to 15

C19423 Saturdays, January 7 - February 25
(8 sessions) 10 a.m. - 12 p.m.
\$176 Members / \$195 Non-members

TWEEN ILLUSTRATION

Marika Wasscher
Skill level: ALL

This is a class for daydreamers and doodlers alike who want to learn to tell stories visually. We will delve deeply into character creation to come up with dynamic characters and the universe they live in and develop personal drawing styles as we go along. We will explore facial expressions, backgrounds and character poses that will culminate in the creation of a movie poster or book cover to advertise our character's stories.

Enrollment limited to 12; ages 11 to 16

C19223 Saturdays, January 7 - February 25
(8 sessions) 11 a.m. - 12:30 p.m.
\$134 Members / \$148 Non-members

WINTER SNOW ART

Erin Stahl
Skill level: ALL

Learn tips and techniques to create a snowy winter scene using tempera paints. You will draw and paint your favorite winter activities such as sledding or building a snow fort. Add the magical effect of snow to make your winter wonderland shimmer and glisten. You will compose your scene, mix your color palette, and then paint your winter snow art using brushes, sponges and more.

Enrollment limited to 12; ages 5 to 7

C196W23 Saturday, January 7
(1 session) 9 - 10:30 a.m.
\$22 Members / \$24 Non-members

PAINTING BASICS

Jenny Stice
Skill level: ALL

This class introduces children to basic color theory, brush handling, color mixing and specific painting techniques. Taking inspiration from famous artists, children will learn to use watercolor, tempera and acrylic paints, on a variety of projects. This is a fun class that sparks children's imaginations and fosters artistic development.

Enrollment limited to 12; ages 6 to 12

C19723 Saturdays, January 14 - February 25
(7 sessions) 9:30 - 11 a.m.
\$118 Members / \$130 Non-members

YOUTH DRAWING STUDIO

Erin Stahl
Skill level: ALL

Learning to draw is learning to see. Young artists are encouraged to follow their natural inclinations sketching still lifes, gallery artwork and/or self-portraits with the guidance of a seasoned professional artist. This is an experiential, open studio class that offers personal, 1:1 feedback and encouragement. Bring a 14"x17" sketchbook, 2B drawing pencils and a Pink Pearl eraser to the first class.

Enrollment limited to 12; ages 6 to 10

C18523 Saturdays, January 14 - February 18
(6 sessions) 9:30 - 11 a.m.
\$97 Members / \$108 Non-members

TWEEN DRAWING STUDIO

Erin Stahl
Skill level: ALL

Learning to draw is learning to see. Young artists are encouraged to follow their natural inclinations sketching still lifes, gallery artwork and/or self-portraits with the guidance of a seasoned professional artist. This is an experiential, studio style class that offers personal, 1:1 feedback and encouragement. Bring a 14"x17" sketchbook, 2B drawing pencils and a Pink Pearl eraser to the first class.

Enrollment limited to 12; ages 10 to 15

C18623 Saturdays, January 14 - February 18
(6 sessions) 11:30 a.m. - 1 p.m.
\$97 Members / \$108 Non-members



Winter 2023 Artist-Instructor Bios

Jeanne Aaron has been teaching art to adults and children for over twenty years, helping her students achieve their creative potential in a wide variety of media. She has developed, with Dr. Jill Matsen, a multi-media preschool art curriculum based on the benefits of art education to early childhood development.

Clarice Allgood graduated from Northern Clay Center's MN NICE advanced certificate program after studying at Anderson Ranch and Penland, and completing a series of residencies. She works with both thrown and hand-built forms.

Scott Lloyd Anderson is a full time, nationally known landscape oil painter and teacher. His previous career as a magazine art director greatly informs his approach to picture-making. His work is included in the collections of the Minnesota Historical Society and many private and corporate patrons. He has won awards across the country, including San Luis Obispo, San Antonio, Colorado, Maryland and Minnesota, and he has painted in China, Italy, England, Mexico and Canada.

Bradley Benn comes to pottery after earning degrees in engineering, BSEE and BSIE, from Washington University in St. Louis, working in industry and making harpsichords. He served as Assistant Director and managed the pottery studio at Edina Art Center.

Traudi Bestler trained at the Weavers Guild of Minnesota, The Weaving School and Sievers School of Fiber Arts. She has been a teacher of weaving, dyeing and fiber arts for more than 20 years.

Sarah Bober studied fine arts at St. Olaf College. She began making jewelry in 2007 and has been selling her work at art shows and teaching classes ever since, specializing in metal art clay.

Krissy Catt has been building her career in clay, with a focus on handbuilding, for more than 20 years. Besides her business, Catt Ceramics, Krissy works in the Edina Schools and with senior adults.

Alex Chinn grew up in rural Massachusetts in an old farm house with his painter mother. He was exposed to many forms of art, including clay, from early childhood. Clay became his primary artistic outlet while studying with Ron Gallas at Macalaster. In 1998 Alex formed his studio, Ceramic Chinn. Alex makes sculptures, tiles, and functional pottery, inspired by nature and daily household use.

Michele Combs is a plein air, impressionistic painter who has been painting since 1995, and teaching since 2005. She studied classical realism at the Minnesota River School of Fine Art and with nationally recognized artists.

Coco Connolly brings visual talents honed during her extensive design training to her watercolor practice, softening precise line work with impressionistic, flowing color to create the depictions of landscape, people, and environments that capture her imagination.

Kathy Creger has a passion for botanicals that began with a class at the Minnesota School of Botanical Art, studying with Marilyn Garber. Kathy's orchid illustrations appear in several international publications, including "*Orchids of Tropical America, an introduction and Guide.*" Her work is included in the permanent collection of the Eloise Butler Wildflower Garden Florilegium.

Leslie Granbeck is a felt maker and instructor in Minneapolis. Leslie loves sharing her knowledge of fibers and their magical transformation into felt, in classes full of color and creativity. Her students also receive a free workout, as felting is a physical art. When not teaching, Leslie can be found in her home studio working on new fiber projects.

Sonja Hutchinson is a Signature member of the Minnesota Watercolor Society and has been painting in watercolor since 2001. Her artwork employs both traditional and non-traditional watercolor techniques.

Bonnie Lauber-Westover has taught in the Minneapolis area for over 25 years at schools, colleges, and art centers. She has exhibited widely, been a juror at art competitions, and worked as a visiting artist at many art centers and schools.

Laurie Lausen is an avid rug hooker who began designing and hooking rugs in the early 70s. In the 80s she founded her studio, gallery and retail shop, The Wooly Red Rug. Laurie is one of "America's Best" in the Directory of Traditional American Crafts.

Barbara Lidfors received her Master of Fine Arts degree from Vermont College of Norwich University before moving to Germany, where she served as Assistant Adjunct Professor for Art at University of Maryland in Europe (Heidelberg) and exhibited her work in over a hundred solo and group shows throughout Germany and other countries.

Ruth Mason holds a B.F.A. from the Minneapolis College of Art and Design, where she studied painting, graphic design, and video production. Since 2008 she has focused on painting, including large-scale public murals such as the project she created for the University of Minnesota's Solar Laboratory.

Ernest Miller, Jr. is a ceramicist and sculptor with extensive teaching experience. Ernest is an exhibitor and award winner in many juried shows locally and nationally. His work is widely collected.

Jon Neuse has been teaching for the past 25 years in a variety of media, including abstract landscape, abstract figures, collage, and monotype. Jon's work has been described as playful and childlike with an emphasis on color. His work has evolved over the years, from his early large-scale monotypes to his current exploration with 3-D accordion books.

Dorothy Odland holds a B.F.A. and M.F.A. from the U of MN. She is a founding member of the Women's Art Resources of Minnesota (WARM) and has been an exhibitor, award winner, juror and gallery lecturer for more than 25 years.

Visit our website for longer artist bios and links to their websites, articles and more minnetonkaarts.org/about-us/artist-instructors

Lee Persell is the Ceramics Studio Manager for the MCFTA. She exhibits in shows and galleries throughout the Midwest and has taught at the Art Center since 1997.

Dan Petrov is a classically trained artist and instructor with more than 25 years of experience, including studying and exhibiting in Europe, Canada, and the U.S. He specializes in Renaissance and Flemish oil painting methods and modern forms of *alla prima* (wet-on-wet) painting.

Frank Picos is a Sculpture Studio Assistant at MCFTA and teaches stone carving for both youth and adults. He is a member of the Society of Minnesota Sculptors. Frank is a part-time artist and supports the Art Center with his construction experience.

Jodi Reeb received her BFA from the Minneapolis College of Art and Design. She has received numerous awards for her mixed-media work, which may be found in private and corporate collections nationally. A talented teacher, Jodi has taught at the college level as well as at community art centers.

Danny Saathoff is an artist and instructor who splits his time between sculptural art and jewelry design, believing that the two art forms directly influence one another. He also teaches at Carleton College.

Alan Sheffland honed his visual skills as a Hollywood film editor working on TV commercials, shows and features, including many award-winning shows.

Kathleen Sheridan teaches all types of origami and is constantly learning the latest models by attending national and international origami conventions. Kathleen is the host of *Origami Connect*, and she serves on the Board of Directors for Origami USA.

Anastasia Speer holds a B.F.A. in Ceramics from the University of South Dakota in Vermillion, South Dakota. She earned her master's degree in Art Education at the University of Minnesota in Minneapolis. She has experience teaching, assisting, and coaching young people in educational settings. Anastasia is inspired by nature in her personal work and enjoys helping her students find their own styles and inspirations for their art. She teaches the *Ceramics: Wheel & Hand* classes for youth and many of the ceramics workshops for multigenerational and family programs at the Minnetonka Center for the Arts.

Erin Stahl grew up in Fergus Falls, MN and earned her B.F.A. in Painting from Drake University. She has been a mixed media artist, graphic designer, and community art teacher for over 20 years. Her own creative work focuses on art journaling, mixed media, and watercolor. While she teaches artists of all ages, helping kids nurture their creative spark is her favorite part of teaching. Erin also serves as a Teaching Artist for Caponi Art Park in Eagan, MN.

Jenny Stice graduated from MCAD with a degree in sculpture and has her K-12 Visual Arts teaching license and Master's certification from Augsburg College. Her main format of creation is crocheting, but she has formal training in sewing and felting. Her artwork is displayed privately in Minnesota and with gallery representation in Kentucky.

Katrina Ulrich trained in India with master printers and brings this traditional skill to Minnesota to share with her students. From knitting, embroidering and sewing on a treadle sewing machine as a child, to training with a master weaver and then quilting, dyeing, block printing and watercolor painting as an adult, Katrina is well rounded in many textile and art/craft skills. Her passion for India and its many craft traditions makes teaching and practicing block printing especially rewarding for her.

Marika Wasscher has a B.F.A. in industrial design and sculpture. She finds her zen place whenever she is creating something with her hands. Drawing will always be her first love but she is forever picking up new art media with which to challenge herself.

Art Weeks is an award-winning artist in a variety of mediums including pastel, oil, acrylic and watercolor. He is active in the Lake Country Pastel Society, Minnesota Watercolor Society, Outdoor Painters of Minnesota, and NorthStar Watermedia Society among others. A retired architect, he holds a B.A. in architecture from the University of Illinois and led many successful projects in the private and public sector during his career. He enjoys pastels as an artistic medium because of the rich color and combination of drawing and painting skills the medium requires.

Leo Winstead is an artist, illustrator and filmmaker based in the Twin Cities. His published work includes picture books, art for games, medical and editorial illustrations as well as designs for holiday-themed merchandise. Leo has an M.F.A. from MCAD and regularly teaches art classes in the Twin Cities.

If a class description lists "Art Center Faculty," it means that as this catalog went to print, an instructor had not yet been assigned. Please check the class description on the website or call the Registrar for more current information.

NEW STUDENT DISCOUNT

If you've never taken a class with us before, enjoy a 10% savings on your first registration! (Details, p. 15)

Call the Registrar at 952.473.7361, x. 160 to claim this benefit! It cannot be processed online or combined with other discounts.

Class Registration

Once you’ve found the classes or workshops that interest you, reserve your spot by registering and paying as soon as possible, as some fill up quickly. Please register at least one week before the class starts.

- Register in the way that is most convenient for you:
- Online at www.minnetonkaARTS.org/classes.*
 - Stop by or call the Registrar (front desk) at 952.473.7361, x. 160. Make sure to have the class number, title and payment ready. Registrations made by phone must be paid by credit card.
 - Complete the Registration Form below and mail it to Minnetonka Center for the Arts.

PLEASE NOTE: Your registration is not complete and your place is not reserved until we receive your signed liability waiver and vaccine attestation.

If a class is canceled due to insufficient enrollment, the Art Center will contact students by phone or email prior to the first class date. Students have the option to transfer into another class or receive a full refund.

If you have any questions, please call the Registrar at 952.473.7361, x. 160.

DISCOUNTS AND TUITION ASSISTANCE

Member Discount

Members of the MCFTA save 10% on every class and workshop for 12 months. An annual household membership is \$60 (\$55 age 62+) and can be purchased at the time of registration immediately applying the discount to that registration.

Early Registration Discount *

Students currently enrolled in a class may earn a one-time \$5 savings on a 4-week course or \$10 savings on a 5-week or longer course if registrations are made for the subsequent session before the early registration deadline. This discount only applies to registrations for classes in the session immediately following the session in which you are currently enrolled.

New Student Discount *

Non-member students who have never previously taken a class at MCFTA qualify for a 10% discount on their first class. This is a one-time offer on tuition only and does not extend to materials, additional fees, Summer Arts Camp, birthday parties or subsidized classes. It cannot be combined with any other offer.

* The Early Registration and New Student Discounts cannot be processed online. To claim these discounts, please register by visiting or calling the front desk at 952.473.7361, x. 160.

CANCELLATIONS

- The Art Center charges a \$5 administration fee for every registration cancellation or class transfer to cover administrative costs.
- Students canceling one week or more prior to the class start date will receive a 100% refund (minus the administration fee).

- Students canceling less than one week prior to the class start will receive a 50% refund (minus the administration fee).
- If canceling on the day the class starts or later, there is no refund.
- If canceling a workshop registration less than one week prior to the workshop date, there is no refund.
- Transfers must be made more than one week prior to a class start date and are subject to the administration fee.
- Tuition is not prorated for missed classes or for students who register late. Make-up classes are available at the discretion of the instructor.
- Late registrations may be accepted after a class has begun if space is available and with the permission of the instructor.
- **Weather-related cancellations are nonrefundable. Make-up classes will be scheduled to the best of our ability.**

NOTE: The Summer Arts Camp program has a different cancellation policy. Details available at minnetonkaARTS.org.

MATERIALS

Materials fees and model fees not included in tuition must be paid with class registration.

The course description will indicate what materials are needed. If a materials list is not mentioned or provided before the start of class, bring the supplies you have or think you might need. Your instructor will tell you if additional materials are needed.

Most class materials lists are available on our website (minnetonkaARTS.org). A list of materials available for sale at the Art Center is also viewable on our site.

Photography students should bring their own camera. Ceramics students supply their own tools and clay (which may be purchased at the Art Center). The average materials cost per session for beginners is about \$35. Firing and glazing fees are calculated by dimension and are paid at the front desk.

OPEN STUDIO POLICY

Studio privileges are available during regular building hours only to students who are currently enrolled in (and regularly attending) a class, in studios when class is not scheduled. Please see your instructor or call the Registrar for open studio hours.

SCHOLARSHIPS

Tuition assistance is available thanks to contributions to scholarship funds to help make art education available to all. Please call the Registrar at 952.473.7361, x. 160, for information and an application. Applications are due three weeks prior to class start.

CLASS SKILL LEVELS

To help students find classes with the right level of challenge, the classes in this catalog are noted with the following skill levels:

(B) Beginner: Student has no experience with the medium or needs a fundamental knowledge of techniques and materials.

(AB) Advanced Beginner: Student needs more instruction or a refresher on fundamental techniques or needs help to solve basic problems with the medium.

(I) Intermediate: Student has already completed several works in this medium and has begun exhibiting. The student is able to solve many problems independently, is developing design and composition skills and wants to try, or is experimenting with, a variety of techniques.

(AD) Advanced: Student is able to work independently and seeks critique from the instructor or peers. The student has developed a style and can discuss the concept behind the work and has begun the process of creating a resume and portfolio.

(ALL) All Skill Levels: The class is open to students of all levels.

[CORE CLASS]: A fundamental class that may be a good entry into a new medium.

The Art Center recommends that students in all disciplines take a drawing class at some point in their education.



The Minnetonka Center for the Arts is accessible to students with disabilities. If you require special assistance, please let the Registrar know at 952.473.7361, x. 160, or the Minnesota Relay Service (for the hearing impaired) at 800.627.3529 two weeks prior to class. We will be happy to accommodate your needs.

Registration Form

Minnetonka Center for the Arts

Today's Date

Name (First, Last)

AddressCity/State/Zip

Phone NumberAlternate Phone

Emergency Contact (Name, Relationship, Phone)

Student Email

Register online at www.minnetonkaARTS.org

New student? Tell us how you discovered the Art Center? (please circle one)

- Word of mouth • Advertisement • Web Search
- Facebook • Instagram • Twitter
- Article • Catalog Mailing • Event/Exhibit
- Ridgedale • Drive by • Summer Arts Camp
- Other

Class Number	AM PM	Class or Workshop Title	Student Name	D.O.B. (<18)	Model or Materials Fees	Tuition
METHOD OF PAYMENT <input type="checkbox"/> Check # <input type="checkbox"/> Visa <input type="checkbox"/> Mastercard					TUITION SUBTOTAL	
Account #Exp. DateCVV					MODEL AND MATERIALS FEES SUBTOTAL	
Date into RE (Office use)					MEMBERSHIP (OPTIONAL)	
REGISTRATION & CLASS FEES All fees must be paid in full when you register. We cannot reserve space without full payment. You may register by: Online: www.minnetonkaarts.org • Mail: 2240 North Shore Drive, Wayzata, MN 55391 Phone: 952.473.7361, ext. 160					Subtotal	
					MINUS DISCOUNTS OR SCHOLARSHIPS	
					TOTAL	

MEMBERSHIP STATUS

Membership is encouraged but optional

- ☐ Current Member
- ☐ NEW Member

☐ Basic \$60 (\$55 senior discount)

☐ Friend \$100

☐ Sponsor \$250

☐ Patron \$1,000
- ☐ Non-member

Art Center Hours

Monday	9 a.m. - 4 p.m.
Tuesday	9 a.m. - 9 p.m.
Wednesday	9 a.m. - 4 p.m.
Thursday	9 a.m. - 9 p.m.
Friday	9 a.m. - 1 p.m.
Saturday	9 a.m. - 1 p.m.
Sunday	Closed

The Art Center is closed these holidays: New Year’s Day, Memorial Day, Independence Day, Labor Day, Thanksgiving Day, Christmas Eve Day and Christmas Day.

The Art Center is closed two weeks each year: the week before Labor Day for cleaning and maintenance and the week from Christmas Day through New Year’s Day. Messages will be returned these weeks, M-F, excluding holidays, from 9 a.m. - 4 p.m.

Weather closings will be posted to our website, news outlets, and social media. We follow the Orono Public Schools regarding closures and late starts. Weather related cancellation policy is on page 15.

Open Studio is a free benefit for currently registered students only, so they may continue work outside of class. Call the Registrar for available open studio hours.

Art Center Café Hours

The Art Center Cafe remains closed until further notice.

OUR MISSION

In the belief that the visual arts are indispensable to a healthy community, it is the mission of the Minnetonka Center for the Arts to provide teaching excellence, quality exhibitions and cultural enrichment for people of all ages, interests, and abilities.

Minnetonka Center for the Arts

2240 North Shore Drive
Wayzata, MN 55391-9347

minnetonkaARTS.org
952.473.7361, x. 160

Nonprofit
Organization
U.S. Postage
PAID
Minnetonka
Center for the Arts

This activity is made possible by the voters of Minnesota through a Minnesota State Arts Board Operating Support Grant, thanks to a legislative appropriation from the arts and cultural heritage fund.



LOCATION 2240 North Shore Drive, Wayzata 55391-9347
Just 20 minutes from downtown Minneapolis, 5 minutes from downtown Wayzata
Two blocks west of the Dakota Rail Regional Trail
About 1/2 mile from the Noerenberg Gardens



/VISUALLY SPEAKING/ WINTER 2023

Minnetonka Center for the Arts

Classes / Exhibits / Outreach

COVID POLICY

In accordance with CDC and MN Department of Health guidelines, masks are strongly recommended but not required. All Winter program participants (ages 5 and over) are asked to provide proof of up-to-date vaccinations including any recommended boosters on the first day of class. Visit www.minnetonkaarts.org to review current COVID-19 policies and the liability release and vaccine attestation all students are required to sign when registering.

Winter Courses at MCFTA / PAGES 8 – 17

Exhibits and Openings / PAGE 2

Just a Moment Ago by Dorothy Odland

Everyone is welcome
at the Art Center!

