

/VISUALLY SPEAKING/

SPRING
2023

Minnetonka Center for the Arts

Classes / Exhibits / Outreach

Visual arts education for all ages, interests, and abilities

ESSENTIAL DATES

***The Student Show* °**

February 17 - March 31

Artwork intake, February 4, 9 a.m. – 1 p.m. (FIRM)

Spring I Classes

February 27 – April 22

Registration for Spring I and Spring II

opens on Monday, January 16, noon

*Early registration discount ends February 4**

Abstract

April 13 – May 12

Spring II classes

April 24 – June 17

Registration for Spring I and Spring II

opens on Monday, January 16, noon

*Early registration discount ends April 1**

The Members' Salon

June 1 – July 7

Artwork intake, May 20, 9 a.m. – 1 p.m. (FIRM)

Summer Arts Camp

June 12 - August 25

Registration opens Monday, February 13, noon

Art of the Garden

July 20 – August 18

Discount for currently enrolled students (details page 19)*

Free and open to the public (details page 2)°



Cover art by Bonnie Lauber-Westover

New Covid Policy / PAGE 3

Spring Classes / PAGES 8 – 17

Exhibits Update

Free and open to the public / PAGE 2

Artist Spotlight

Bonnie Lauber-Westover / PAGE 5

Class Registration Instructions / PAGE 19



**Everyone is welcome
at the Art Center!**

Exhibits Update

Exhibits and opening previews are free and open to the public. Our facility is fully accessible to ensure that the visual arts are available to everyone.

Original artwork is available for viewing and purchase at the Minnetonka Center for the Arts in the gallery, throughout the building and at Ridgedale Center. To purchase artwork at the Art Center,

see the Registrar at the front desk. To purchase artwork exhibited through Partners in Art, contact Bob Bowman at bbowman@minnetonkaarts.org or 952.473.7361 x. 170.

THE STUDENT SHOW

February 17 – March 31

Artwork intake: February 4, 9 a.m. – 1 p.m. (FIRM)

This show illustrates the creativity, skill, and inspiration that unfold in our studios every day. Exhibiting in a professional gallery setting is an important part of the artistic learning process, and each year this show reminds us of the power, potential and importance of the visual arts in our lives. Come see what attracts people to our studios and keeps them coming back. It might help you find the perfect class for you to join for your own artistic journey.



THE MEMBERS' SALON

June 1 – July 7

Free and open to the public

Artwork intake, May 20, 9 a.m. – 1 p.m. (FIRM)

The **Members' Salon** offers current members of the Minnetonka Center for the Arts an opportunity to show their work in an exhibit that presents a self-curated selection of the talents and artistic interests of MCFTA members.

See calls for entries, including calls for *The Student Show*, *Abstract*, and the *MCFTA Members' Salon* on the exhibits page at www.minnetonkaARTS.org

ABSTRACT

April 13 – May 12

Free and open to the public

Creating a non-representational image releases the artist from having to capture a subject's likeness, but poses the challenge of creating an image that feels convincing or "right" without the benefit of referring to - or being explained by - something else. **Abstract** highlights the vitality and scope of this genre of art. All exhibited work will be for sale.



2017 *Abstract* exhibit featuring work by Kim Matthews and Andrew Nordin



/VISUALLY SPEAKING/

Spring 2023

CONTENTS

1	Essential Dates
2	Exhibits Update
3	Director's Note
4	Thank You Donors / Welcome Members
5	Artist Spotlight
6-7	Classes at a Glance
8-17	Class Descriptions
18	Artist-Instructor Bios
19	Registration Details
20	Art Center Hours / Mission / Location

BOARD OF DIRECTORS (as of 12/22/2022)

CHAIR	Jim Schwert
VICE CHAIR	Curt Paulsen
SECRETARY	Sarah Gibson
TREASURER	Gary Lasché
MEMBERS AT LARGE	Laura Bernstein Barbara McBurney Martha McLaughlin Jackie Peterson Joan Suko

ART CENTER STAFF

EXECUTIVE DIRECTOR	Roxanne Heaton, x. 150 rheaton@minnetonkaarts.org
EXHIBITS & ADULT PROGRAM DIRECTOR	Robert Bowman, x. 170 rbowman@minnetonkaarts.org
CHILDREN & YOUTH PROGRAM DIRECTOR	Nicole Buchholz, x. 190 nbuchholz@minnetonkaarts.org
MARKETING & COMMUNICATIONS DIRECTOR	Open Position
FINANCE DIRECTOR	Mary Larson, x. 130 mlarson@minnetonkaarts.org
ACCOUNTING ASSOCIATE	Lisa Iserman, x. 180 liserman@minnetonkaarts.org
CERAMICS STUDIO MANAGER	Lee Persell, x. 140 lpersell@minnetonkaarts.org
DEVELOPMENT ASSOCIATE	Susan Weir, x. 100 sweir@minnetonkaarts.org
REGISTRAR	registration@minnetonkaarts.org Jade Lomeli-Johnson, x. 160 jljohnson@minnetonkaarts.org Anika Seih, x. 160 aseih@minnetonkaarts.org
GUEST SERVICES	952.473.7361, x. 160 registration@minnetonkaarts.org
VOLUNTEER OPPORTUNITIES	Maryalice Brenk mmbrenk9@gmail.com
WEBSITE	minnetonkaARTS.org
FACEBOOK	facebook.com/artcentered
TWITTER	@Mtkacenter4arts
INSTAGRAM	minnetonkaarts



DIRECTOR'S NOTE

Dear Friends,


Thank you for all your support and for being part of our visual arts community this past calendar year! It has been a challenging one but filled with cause for celebration nonetheless:

- We are getting stronger every day! Recovering from an 18 month closure and the loss of more than a million dollars in program revenue hasn't been easy but progress is evident. Enrollments are growing! Our very talented program directors and instructors strive to deliver the very best in visual arts education experiences and your enthusiastic participation affirms they have accomplished this goal! Hats off and my special thanks to Bob Bowman and Nicole Buchholz for an exceptional year of programming!
- This year's Arts of the Holidays Show and Sale was another unprecedented success! The artists provided amazing work, well-priced and perfect for gifting and the staff and volunteers did an incredible job of creating a magical shopping experience. Congratulations to the artists and my thanks to all of our shoppers! This sale is a great way to support our local artists and give a little something to Art Center at the same time (60 percent of the sales go directly to our artists).

- Our annual fund contributions arrived at a brisk pace in 2022. Many thanks to all who responded! If you haven't given or if you can afford a second gift, it's never too late. Each year, we must raise nearly \$400,000 in donations and grants just to keep the doors open. Tax deductible contributions may be made by mail, phone, in person or on-line. If you are student, I encourage you, most especially, to consider a gift. The fees you pay for your class only cover two thirds of the cost to deliver it. A gift of that difference will help keep our programs affordable and accessible to widest possible audience.

I hope you enjoy this issue of *Visually Speaking* and that you'll celebrate spring by spending some time with us! Please read the blue box below and take note of a change in our COVID-19 policies. Beginning with the spring session, we will no longer require students to be vaccinated but will strongly encourage both vaccines and masks for students and guests in order to protect the most vulnerable members of our community. We look forward to welcoming back those who have been unable to participate since we re-opened!

Best regards,


Roxanne L. Heaton, Executive Director

COVID SAFETY

- AS OF THIS WRITING, STUDENTS REGISTERING FOR SPRING I AND SPRING II ARE STRONGLY ENCOURAGED BUT NOT REQUIRED TO BE UP-TO-DATE WITH THEIR VACCINES. SEE WWW.MINNETONKAARTS.ORG FOR LINKS TO OUR CURRENT COVID-19 POLICIES AND FORMS.
- All students and guests are encouraged but not required to wear well-fitting masks at all times during their visit.
- Touchless hand sanitizers and washing stations are available in all studios and in the restrooms.
- All public areas are cleaned and sanitized daily.
- Out of concern for your fellow students:

If you test positive, but are symptom-free, do not attend class for 5 days. If you are experiencing symptoms, do not attend class for 5 - 10 days (depending on the severity of your symptoms). Visit cdc.gov for more information and specific isolation guidelines. Thank you, in advance, for respecting these important protocols.

THANK YOU.

THANK YOU TO ALL WHO MADE MEMBERSHIP, PROJECT, SPONSORSHIP, CORPORATE, OPERATING AND CAPITAL GIFTS TOTALING \$150 OR MORE AND ALL IN-KIND AND MEMORIAL GIFTS BETWEEN September 1, 2022 – November 30, 2022.

\$5,000
Beaverdale Foundation/
Mr. and Mrs. Thomas S. Hull

\$2,000 – 4,999
Bank of America Charitable Gift Fund/
Martha and Bill McLaughlin
Mr. Kent Severson and
Ms. Sally J. Wagner
The Longview Foundation/
Eleanor and Fred Winston
Woodhouse Family Foundation/
Kirt and Nicole Woodhouse

\$1,000 - 1,999
Anonymous
Alton Foundation/Patricia Alton Baker
Cornelius and Elizabeth Wiens
Foundation/
Cornie and Betty Ann Wiens
Joan Dayton
Steve and Sheri Schellhaass

\$500 - 999
Brookfield Properties
Jane Barry
Tom and Michele Frahm
David Hopkins
Susan and Bruce Meyer
Steve Pajor

\$150 – 499
Anonymous
Fidelity Charitable/
Dr. and Mrs. Daniel Lips
Schwab Charitable Fund/Anonymous
Robert and Roberta Abdo
Ms. Kathleen M. Jewett
Ms. Carrie Svendahl
Touchstone Accent Lighting
Julie and Frank Vogl

MEMORIAL AND TRIBUTE CONTRIBUTIONS
In Honor of Kathie Doerr
Ms. Susan Kornhaber
In Memory of Mari Lowe
Betts Rogers

CORPORATE CONTRIBUTIONS
Brookfield Properties
Touchstone Accent Lighting

FOUNDATION CONTRIBUTIONS
Alton Foundation/Patricia Alton Baker
Bank of America Charitable Gift Fund/
Martha and Bill McLaughlin
Beaverdale Foundation/
Mr. and Mrs. Thomas S. Hull
Cornelius and Elizabeth Wiens
Foundation/
Cornie and Betty Ann Wiens
Fidelity Charitable/
Dr. and Mrs. Daniel Lips
Schwab Charitable Fund/Anonymous
The Longview Foundation/
Eleanor and Fred Winston
Woodhouse Family Foundation/
Kirt and Nicole Woodhouse



Rodney Hiel, Manager of Boba Tonka Bubble Tea presents a donation check to Roxanne Heaton. Minnetonka Center for the Arts is one of 26 community organizations that received a donation from Bobo Tonka Bubble Tea during the past year!

Welcome and thank you to all new and renewing members (September 1, 2022 – November 30, 2022)

PATRON (\$1,000)
Joan Dayton
Steve and Sheri Schellhaass

SPONSOR (\$250-1,000)
Anonymous
Ms. Carrie Svendahl
Touchstone Accent Lighting
Julie and Frank Vogl

FRIEND (\$100)
Ayco Charitable Foundation/Richard
and Mary Ann Pedtke
Mr. Thomas Alberg
Bill and Terry Ankeny
Mr. Bradley Benn
Ms. Elizabeth Bower
Cliff Buikema and Rae Van Wyhe
Lani and Peter Carlson
Guy and Katie Childress
Ms. Meg Cowden
Tom Freund
Mr. Robert Grider

Ms. Rhonda O’Neill
Ms. Pepper Pepperwolf
Ms. Linda Reber and Mr. Clark Venzke
Robert Savage
Stine Stahlke/Gift from Sharon Thaler
Mrs. Jennifer St Cyr
Mr. Chris Sullivan
Don A. Winter

BASIC (\$55-60)
Anonymous
Ms. Gay Allworden
Mrs. Karen Anderson
Ms. Lori J. Anderson
Roy and Jacqueline Anderson
Mr. Christopher Bearg and Ms. Sharon
Alberg
Ms. Anne Benda
Mr. Howard Bolter and Mr. Andrew
Bolter
Mr. and Mrs. Lowell Brandt
Ms. Debra Bryan
Mr. and Ms. Silvio Bujold-Martinez

Ms. Brenna Busse
Ms. Patty Carmody Smith and Mr.
Mike Smith
Ms. Christina Chaconas
Ms. LuAnn Conroy
Mr. and Mrs. David Copeland
Tom and Barb Daggett
Ms. Priscilla Elwell
Ms. Michola Foley
Mr. Andrew Fristed
Ms. Judith Fulk
Mr. David Gavin
Ms. Maureen Gilchrist
Mr. and Mrs. Phil Greenberg
Kathy and Alan Grundei
Roxanne and Berton Heaton
Mrs. Melonie Hedlund
Ms. Georgette Jabbour
Ms. Cathe Jacobi
Ms. Catherine Johnson
Mary Ann and Wallace Johnson
Ms. Nancy Johnson
Ms. Cheryl Kessler
Mr. Steve Kleinpaste
Ms. Mary Lacer and Mr. Alan Lacer
Ms. Elizabeth Langford
Ms. Vicki Lantto
Ms. Mary B. and Mr. Scott Larson
Ms. Susan Leighton
Mrs. Karen Lerfald
Mrs. Amy Lietzau
Ms. Jenni Lilledahl
Mrs. Diane Littleton
Mrs. Amy Madson
Susan Manchester
Ms. Bonnie Marten
Keiko and John Martin
Ms. Therese Mccarthy
Mr. Shannon McElree

Mr. Scott McNabb
Ms. Dorothy Michels
Ernest Miller
Richard Miller
Ms. Sara Nachreiner
Dr. Michael Nelson and Mrs. Aubrey
Nelson
Ms. Elizabeth Ness
Mrs. Catherine Nguyen
Jennifer and Jay Novak
Mrs. Emily Oberg
Mrs. Mary O’Brien
Mrs. Breah Ostendorf
Mrs. Barbara E. Pamperin and Mr.
Ralph Pamperin
Linda Pavic
Mr. and Mrs. Byron Recke
Ms. Kay Redding
Judith and Michael Rodewald
Ms. Lois Sando
Mr. Dennis Scherber
Ms. Joan Schlegel Suko
Mrs. Sandra Setterholm
Ms. Mary Sohlberg
Ms. Patricia Sorenson
Daniel and Sue Spoden
Mrs. Nancy Steege and Mr. Dwight
Steege
Dr. Ashley Sugalski
Ms. Lynda Summerville
Dr. Barbara Van Eeckhout
Ms. Angelina Wagner
Ms. Marlys Walters
Ms. Carol Weiland
Ms. Sarah Weitz
Ms. Sandra Werts
Ms. Leni Wilcox
Michael and Barb Wilkus

Membership Benefits

\$60 BASIC HOUSEHOLD MEMBERSHIP (\$55 FOR SENIORS - AGE 62+)

- 10% discount on classes for all household members
- Invitations to special exhibit openings and events
- Eligibility to enter Members’ shows and exhibits
- Higher commissions on sales of member-exhibited art
- \$10 discount on membership at the Walker Art Center

\$100 FRIEND MEMBERSHIP

- All the benefits listed above, plus a coupon for free coffee and baked good in the Café when it reopens

\$250 SPONSOR MEMBERSHIP

- All the benefits listed above, plus a coupon for a free lunch for two in the Café when it reopens

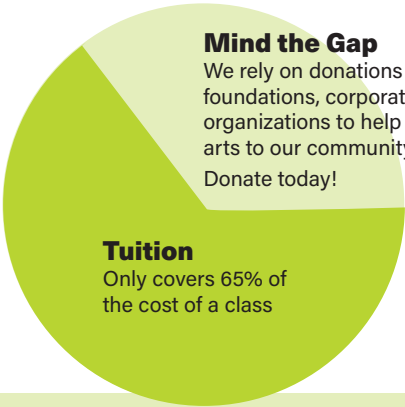
\$1000 PATRON MEMBERSHIP

- All the benefits listed above, plus free use of the Henrietta Murphy Room once a year
- Acknowledgment on our Patron’s Plaque

All gifts of \$150 a year or more are acknowledged in *Visually Speaking* and the annual report. All donors of a cumulative total of \$1,000 or more during the year are honored on the Patron’s Plaque in the main lobby.

Walker Art Center members receive a \$10 discount off a Minnetonka Center for the Arts membership. MCFTA members receive a \$10 discount off a Walker Art Center membership.

To join, renew or purchase your membership, call 952.473.7361, x. 160 or go to minnetonkaARTS.org and select BECOME A MEMBER.



Support the Minnetonka Center for the Arts anytime, anywhere. For your convenience, you can create a registration profile and login. You will be able to login anytime to review or print your giving history.

ARTIST SPOTLIGHT

Bonnie Lauber-Westover

Always searching, observing and growing is how Bonnie Lauber-Westover interacts with the world. With so much to explore, she finds beauty in some of the simplest things, from gardens to glassware, and whatever catches her interest at the moment becomes her subject matter. Drawing is her preferred medium, and still lifes are her preference. Texture, pattern, color, shine – these are the elements she captures in her work.

Bonnie hardly had a choice when it came to becoming an artist. Growing up in a home surrounded by creativity, she was exposed to the arts early. Her father held a BFA from the University of Iowa, and one of her childhood pieces was even displayed at the Des Moines Art Center at the young age of five. Other outlets have contributed to her creativity. Bonnie has played the flute and sometimes the piccolo in community bands for 30 years, most recently the Northeast Community Band. She also spent two summers as a young adult doing stock theater, and even had the opportunity to travel to New York to be in the Diary of Anne Frank. It was a natural progression to the visual arts and Bonnie earned a degree in studio arts from the University of Iowa.

Spending her childhood outdoors, Bonnie was encouraged to be in the garden, which has had a huge impact on her work. Often, she will simply sit in the garden and draw what is in front of her. These small drawings often become larger works in her studio 267, located in the Northrup King Building in NE Minneapolis. Here, she can leave “a gigantic mess in my home” and enter her own world. She rarely works from photographs, as she believes she can’t “see what she needs to see” in a photo. Interestingly enough, though she thoroughly enjoys abstract art, it’s something she feels she can’t produce.

Bonnie often feels swept away by the beauty of what lies in front of her. Working often with colored pencils allows her to develop rich, layered colors while having more control than other mediums allow. She also works with watercolors and pastels for her own pleasure, and has a press for making intaglio prints. Being in a printmaking group also helps her and her fellow artists explore each other’s work. But ultimately, drawing is her strength and what she enjoys most.

“ If you sense you need something in your life to keep you fulfilled, do whatever it takes and go for it. ”

When asked how her art has changed over the years, Bonnie replied, “I don’t try to be swayed by others’ work or opinions or ideas. I think that comes from being an artist my entire life. I feel strongly about the things I choose to do. Sometimes things don’t work out, but that doesn’t bother me. I try not to overthink it. If something catches my attention, I just go with it.” That steadfastness, along with a strong sense of perseverance, has shaped both her life and her art. “Even though I loved art at an early age, it took a lot of time to hone my skills. The fact that I’m interested in sticking with what I want to do has shaped my personality and how I’m an artist and a teacher. I have two sons and a husband, so I have that to take care of – but I’ve always known I need art to be a happy person. If you sense you need something in your life to keep you fulfilled, do everything you need to go for it.”

Along with her BA in studio arts from the University of Iowa, Bonnie has an MA in printmaking and painting from Illinois State University. She has taught at the Minnetonka Center for the Arts since the 90s, and was a part-time education coordinator there for two years. She sings the praises of the positive environment that teaching has provided. The multitude of wonderful artists and students who continuously take risks in order to discover who they are as an artist has greatly influenced her work through the years. Teaching classes that give her students the skills they need to support their artistic journey brings Bonnie true joy.




Spring 2023 Class Schedule

AFFILIATED ARTS	PAGE	ARTIST-INSTRUCTOR	SPRING I	SPRING II	TIME	MON	TUE	WED	THU	FRI	SAT
Exploring Minneapolis Art	8	Neuse	D43823	E43823	1:00 PM - 4:00 PM				●		
CERAMICS	PAGE	ARTIST-INSTRUCTOR	SPRING I	SPRING II	TIME	MON	TUE	WED	THU	FRI	SAT
Introductory to Advanced Studio Lab	8	Allgood/Chinn	D90323	E90323	9:30 AM - 12:30 PM	●					
Pottery in the Making	8	Persell	D90523	E90523	9:30 AM - 12:30 PM		●				
Bas-Relief Tiles	8	Chinn	D95523		1:00 PM - 4:00 PM		●				
Ceramic Sculpture: Handbuilding with Slabs	8	Chinn		E957323	1:00 PM - 4:00 PM		●				
Beginning/Intermediate Pottery [CORE CLASS]	8	Persell	D90023	E90023	6:00 PM - 9:00 PM		●				
Ceramic Sculpture	8	Catt	D94423	E94423	9:30 AM - 12:30 PM			●			
Ceramic Sculpture	8	Catt	D94123	E94123	1:00 PM - 4:00 PM			●			
Exploring Clay	9	Persell	D90623	E90623	9:30 AM - 12:30 PM				●		
Made of Clay	9	Miller	D97623	E97623	6:00 PM - 9:00 PM				●		
Beginning/Intermediate Ceramics [CORE CLASS]	9	Benn	D92223	E92223	9:30 AM - 12:30 PM					●	
Stoneware and Porcelain	9	Allgood/Chinn	D91823	E91823	9:30 AM - 12:30 PM						●
DRAWING	PAGE	ARTIST-INSTRUCTOR	SPRING I	SPRING II	TIME	MON	TUE	WED	THU	FRI	SAT
Drawing Basics [CORE CLASS]	9	Lauber-Westover	D42223	E42223	9:00 AM - 12:00 PM	●					
Intermediate Drawing Studio	9	Lauber-Westover	D40523	E40523	1:00 PM - 4:00 PM	●					
Drawing the Figure Using the Proportional Method	9	Lidfors	D46823	E46823	6:00 PM - 9:00 PM				●		
FIBER ARTS	PAGE	ARTIST-INSTRUCTOR	SPRING I	SPRING II	TIME	MON	TUE	WED	THU	FRI	SAT
Advanced Beginner Weaving	10	Bestler	D75123	E75123	9:30 AM - 12:30 PM	●					
Intermediate Weaving	10	Bestler	D70023	E70023	9:30 AM - 12:30 PM		●				
Wednesday Weaving	10	Bestler	D70423	E70423	9:30 AM - 12:30 PM			●			
Folk Art Rug Hooking	10	Lausen	D71223	E71223	1:00 PM - 4:00 PM			●			
Batik: Painting on Silk	10	Aaron		E73523	1:00 PM - 4:00 PM			●			
Beginning Weaving [CORE CLASS]	10	Bestler	D78123	E78123	9:30 AM - 12:30 PM				●		
JEWELRY	PAGE	ARTIST-INSTRUCTOR	SPRING I	SPRING II	TIME	MON	TUE	WED	THU	FRI	SAT
Intermediate/Advanced Jewelry Studio	11	Kennealy	D84023	E84023	9:00 AM - 12:00 PM	●					
Metal Clay Jewelry: Silver	11	Bober	D86023		6:00 PM - 9:00 PM		●				
Intermediate Jewelry Design	11	Saathoff	D85723	E85723	9:00 AM - 12:00 PM			●			
Beginning Silversmithing and Jewelry Design [CORE CLASS]	11	Saathoff	D83223	E83223	12:30 PM - 3:30 PM			●			
Metal Clay Jewelry: Copper and Bronze	11	Bober	D86223		6:00 PM - 9:00 PM				●		
PAINTING	PAGE	ARTIST-INSTRUCTOR	SPRING I	SPRING II	TIME	MON	TUE	WED	THU	FRI	SAT
 Abstract Painting	11	Neuse	D49723	E49723	9:00 AM - 12:00 PM	●					
 Intermediate/Advanced Painting Studio	11	Odland	D41423	E41423	9:30 AM - 12:30 PM		●				
Pastel Landscape [CORE CLASS]	11	Weeks	D47523	E47523	9:30 AM - 12:30 PM		●				
 Watercolor: Focus on Still Life	11	Connolly	D43123		9:30 AM - 12:30 PM		●				
 Beginning/Intermediate Painting Studio [CORE CLASS]	12	Odland	D41523	E41523	1:00 PM - 4:00 PM		●				
 Botanical Art: Tulips!	12	Creger	D44323		1:00 PM - 4:00 PM		●				
 Botanical Art: Spring Bulbs & Ephemerals!	12	Creger		E44323	1:00 PM - 4:00 PM		●				
 Watercolor I: Working from Photos	12	Hutchinson	D42523	E42523	9:30 AM - 12:30 PM			●			
Painting Stories	12	Lidfors	D40323	E40323	1:00 PM - 4:00 PM			●			
 Watercolor Studio: Refining Skills	12	Hutchinson	D43323	E43323	1:00 PM - 4:00 PM			●			
 Watercolor Foundations [CORE CLASS]	12	Weeks	D42023	E42023	9:30 AM - 12:30 PM				●		
Beginning Oil Painting [CORE CLASS]	12	Anderson	D45923	E45923	1:00 PM - 4:00 PM				●		
Painting from Photos (Oils/Acrylics)	13	Anderson	D44423	E44423	6:00 PM - 9:00 PM				●		
Renaissance and Flemish Oil Painting Method	13	Petrov	D41323		9:00 AM - 12:00 PM					●	
Principles of Oil Painting - All Levels	13	Petrov		E49023	9:00 AM - 12:00 PM					●	
PHOTOGRAPHY	PAGE	ARTIST-INSTRUCTOR	SPRING I	SPRING II	TIME	MON	TUE	WED	THU	FRI	SAT
Lightroom I	13	Shefland	D67423	E67423	9:00 AM - 12:00 PM		●				
Intermediate Digital Photography	13	Shefland	D66423	E66423	1:00 PM - 4:00 PM		●				
Making Photographs	13	Shefland	D61023	E61023	9:30 AM - 12:30 PM			●			
Beginning Digital Photography	13	Shefland	D66223	E66223	9:00 AM - 12:00 PM				●		
Lightroom II	13	Shefland	D67523	E67523	1:00 PM - 4:00 PM				●		
SCULPTURE	PAGE	ARTIST-INSTRUCTOR	SPRING I	SPRING II	TIME	MON	TUE	WED	THU	FRI	SAT
Stone Carving Beginning/Intermediate	14	Picos	D82923	E82923	12:30 PM - 3:30 PM				●		

Spring 2023 Class Schedule

WORKSHOPS FOR ADULTS	PAGE	ARTIST-INSTRUCTOR	SPRING I	SPRING II	TIME	MON	TUE	WED	THU	FRI	SAT
Freeing Abstraction!	14	Castro	D430W23		9:30 AM - 4:00 PM		3/7				
Freeing Abstraction!	14	Castro		E430W23	9:30 AM - 4:00 PM				5/11		
Landscape Painting Two-Day Workshop	14	Combs		E481W22	9:30 AM - 3:30 PM		5/30	5/31			
Impressionistic Color	14	Winstead	D409W23		9:00 AM - 5:30 PM		3/21				
 Watercolor on Yupo: Abstract to Intentional	14	Turner	D399W23		9:00 AM - 3:30 PM			3/29	3/30		
Glass Mosaics	14	Vogl	D969W23		9:00 AM - 12:30 PM						4/1, 4/8
Glass Mosaics	14	Vogl		E969W23	9:00 AM - 12:30 PM						5/6, 5/13
Mokume Gane: Mixed Metal Jewelry with Clay	14	Bober	D864W23		9:30 AM - 12:30 PM						4/8, 4/15
Color Workshop for Painters	14	Neuse	D439W23		9:00 AM - 12:00 PM					4/14	4/15
Color Workshop for Painters	14	Neuse		E439W23	9:00 AM - 12:00 PM					5/19	5/20
Intro to Indian Hand Block Printing	14	Ulrich	D731W23		9:30 AM - 1:30 PM						4/15
Intro to Indian Hand Block Printing	14	Ulrich		E731W23	9:30 AM - 1:30 PM		5/30				
Cozy Hooked Mug Mat	14	Lausen	D735W23		9:30 AM - 3:30 PM						4/22
Creating Collages with an Artistic Voice	15	Neuse	D437W23		9:00 AM - 4:00 PM						4/22
Creating Collages with an Artistic Voice	15	Neuse		E437W23	9:00 AM - 12:00 PM					5/12	5/13
Joy of Felting: "Circles" Table Runner	15	Granbeck	E773W23		10:00 AM - 4:00 PM				4/27		
Mud Resist Printing with Indigo	15	Ulrich		E733W23	9:30 AM - 12:30 PM					4/28	4/29
 Big Bold Blooms!	15	Hutchinson		E433W23	9:30 AM - 4:00 PM				5/18		
Character Building for Graphic Novels/Comics	15	Winstead		E409W23	9:00 AM - 5:30 PM				6/8		
MULTIGENERATIONAL	PAGE	ARTIST-INSTRUCTOR	SPRING I	SPRING II	TIME	MON	TUE	WED	THU	FRI	SAT
 Art Journal (Ink & Watercolor)	15	Stahl	D190W23	E190W23	5:30 PM - 7:30 PM		●				
Clay Trinket Tray	15	Speer	D066W23		5:30 PM - 7:30 PM		3/7				
Ceramic Vase	15	Speer	D072W23		9:30 AM - 12:30 PM						3/11
Ceramic Snack Bowl	15	Speer	D064W23		5:30 PM - 7:30 PM		3/28				
Jewelry Bash	16	Stice	D023W23		10:00 AM - 12:00 PM						4/15
Clay Flower Pot	16	Speer	D061W23		10:00 AM - 12:30 PM						4/15
Birch Tree Painting	16	Stahl	D091W23		5:30 PM - 7:30 PM		4/18				
Weaving Explorations	16	Stice	D020W23		9:30 AM - 12:30 PM						4/22
Fiber Art Creations	16	Stice	D025W23		1:30 PM - 3:30 PM						4/22
Amazing Mugs	16	Speer		E066W23	5:30 PM - 7:30 PM		4/25				
Clay Chia Pets	16	Speer		E067W23	5:30 PM - 7:30 PM		5/16				
WORKSHOPS FOR FAMILIES	PAGE	ARTIST-INSTRUCTOR	SPRING I	SPRING II	TIME	MON	TUE	WED	THU	FRI	SAT
Still Life Drawing & Painting	17	Stahl	D090W23		1:30 PM - 3:30 PM						4/15
Clay Fairy House	17	Speer		E071W23	10:00 AM - 12:00 PM						5/6
CHILDREN AND TEENS	PAGE	ARTIST-INSTRUCTOR	SPRING I	SPRING II	TIME	MON	TUE	WED	THU	FRI	SAT
Earth Day Painting	17	Stahl	D196W23		1:30 PM - 3:30 PM						4/22
Painting Basics	17	Stice	D19723	E19723	9:30 AM - 11:00 AM						●
Youth Drawing Studio - Character Edition	17	Stahl	D18523		9:30 AM - 11:00 AM						●
Youth Drawing Studio	17	Stahl		E18523	9:30 AM - 11:00 AM						●
Embroidery Basics	17	Stice		E026W23	9:30 AM - 12:30 PM						6/3
Painting Studio	17	Faculty		E19423	10:00 AM - 12:00 PM						●
Tween Drawing Studio	17	Stahl	D18623	E18623	11:30 AM - 1:00 PM						●
Tween Illustration	17	Wasscher	D19223	E19223	11:00 AM - 12:30 PM						●

See page 18 for Artist-Instructor bios

 Watch for this symbol throughout this catalog for watercolor options!

Need help finding a class? Use this class grid to help find what is available when you have time to take a class or workshop! We list classes from the earliest starting date, then by day of week and time offered. You can also find which page your class or workshop description is in this catalog. Class skill levels are described on page 19. CORE CLASSES are a great place to start if you are new to a certain medium. Not sure what to take next? Talk to your instructor, or contact our Adult Program Director, Bob Bowman (bbowman@minnetonkaarts.org).

EXPLORING
MINNEAPOLIS ART
Jon Neuse
Skill level: ALL

Get more comfortable and confident looking at, analyzing, and talking about art! The first week, meet at the Art Center to learn and practice Visual Thinking Strategies (VTS), developing your vocabulary for discussing artworks, then visit four Metro-area museums as a group and put your new skills to use! (This class involves traveling to and parking at four museums. Locations may change due to unforeseen issues.) Museums include the Minneapolis Institute of Art, the Walker Art Center, the Museum of Russian Art, and the Weisman Art Museum. Each student receives a 20-page handout to facilitate learning the VTS process. Materials: bring paper and pen to each session.

Enrollment limited to 15; ages 16 and up

- D43823
- Thursdays, March 16 - April 13
(5 sessions) 1 - 4 p.m.
\$159 Members / \$177 Non-members
- E43823
- Thursdays, May 11 - June 8
(5 sessions) 1 - 4 p.m.
\$159 Members / \$177 Non-members

SEE MULTIGENERATIONAL
FOR ADDITIONAL
CERAMICS OFFERINGS:

- CLAY TRINKET TRAY
- CERAMIC VASE
- CERAMIC SNACK BOWL
- CLAY FLOWER POT
- AMAZING MUGS
- CLAY CHIA PET

INTRODUCTORY TO
ADVANCED STUDIO LAB
Clarice Allgood/ Alex Chinn
Skill level: ALL

This course, open to all skill levels, covers basic throwing and handbuilding techniques for beginners to more advanced assemblage, subtraction and alteration on and off the wheel. Instruction on glazing, wax and other surface treatments for finishing work will be available. Individualized instruction, demonstrations and discussions will reflect the specific interests of students. Students may choose to work with suggested projects or may prefer to develop their ideas individually. Bring a towel and a small (gallon or less) bucket for water. Tools and clay can be purchased in MCFTA's retail shop.

Enrollment limited to 15; ages 16 and up

- D90323
- Mondays, February 27 - April 17
(8 sessions) 9:30 a.m. - 12:30 p.m.
\$306 Members / \$340 Non-members
- E90323
- Mondays, April 24 - June 12
(7 sessions) 9:30 a.m. - 12:30 p.m.
No class on May 29
\$268 Members / \$298 Non-members



Sassy Girl by Krissy Catt

POTTERY IN THE MAKING
Lee Persell
Skill level: ALL

Expand your skills on the potter's wheel and/or handbuilding through demonstrations, discussions, critiques and an exploration into the art of glazing. High-fire, raku, and soda firing will be explored. Bring a towel and a small (gallon or less) bucket for water. Tools and clay can be purchased in MCFTA's retail shop.

Enrollment limited to 15; ages 15 and up

- D90523
- Tuesdays, February 28 - April 18
(8 sessions) 9:30 a.m. - 12:30 p.m.
\$306 Members / \$340 Non-members
- E90523
- Tuesdays, April 25 - June 13
(8 sessions) 9:30 a.m. - 12:30 p.m.
\$306 Members / \$340 Non-members

BAS-RELIEF TILES
Alex Chinn
Skill level: ALL

Put some clay on your walls! Ceramics, architecture, and pattern come together in bas-relief tiles. Interpret a favorite pattern in three dimensions, create a building façade in miniature, or invent your own image! Demonstrations and individual instruction will take you through the planning process, transferring your image to the tile, adding and subtracting clay to create depth, and finally, finishing with stains, glazing, and/or colored slips. Clay and tools are available for purchase in the retail shop. See materials list on the website.

Enrollment limited to 15; ages 16 and up

- D95523
- Tuesdays, February 28 - March 21
(4 sessions) 1 - 4 p.m.
\$153 Members / \$170 Non-members

CERAMIC SCULPTURE:
HANDBUILDING WITH SLABS
Alex Chinn
Skill level: ALL

Slab construction offers new possibilities for working in clay - if you do it right! Learn the techniques for making structurally sound sculptural pieces with slabs of clay to create sculptural "buildings" or hanging wall niches. Demonstrations will include technical info for building with slabs, ideas for enhancing slabs with texture or color, and ideas for finishing and displaying your projects. Tools and clay can be purchased in MCFTA's retail shop. See materials list on the website.

Enrollment limited to 15; ages 16 and up

- E95723
- Tuesdays, April 25 - May 30
(6 sessions) 1 - 4 p.m.
\$230 Members / \$255 Non-members

[CORE CLASS]
BEGINNING/INTERMEDIATE
POTTERY
Lee Persell
Skill level: ALL

Beginners receive an introduction to basic throwing techniques and forms, while intermediate students expand their technical abilities and their understanding of ceramic form through demos, discussions and critiques. High-fire, raku and soda firing will be explored. Bring a towel and a small (gallon or less) bucket for water. Tools and clay can be purchased in MCFTA's retail shop.

Enrollment limited to 15; ages 15 and up

- D90023
- Tuesdays, February 28 - April 18
(8 sessions) 6 - 9 p.m.
\$306 Members / \$340 Non-members
- E90023
- Tuesdays, April 25 - June 13
(8 sessions) 6 - 9 p.m.
\$306 Members / \$340 Non-members

CERAMIC SCULPTURE
Krissy Catt
Skill level: AB, I, AD

In this off-the-wheel class, students create a wide variety of projects ranging from figurative work (animals and human) to realistic or abstract forms, to clay totems, and more. You will learn proper interior structure for a sculpture made of clay and have fun with surface design and textures. Come with an idea for a project you want to create, and together we will work to complete it. Bring a towel and a small (gallon or less) bucket for water. Tools and clay can be purchased in MCFTA's retail shop.

Enrollment limited to 10; ages 16 and up

- D94123
- Wednesdays, March 8 - April 19
(7 sessions) 1 - 4 p.m.
\$268 Members / \$298 Non-members
- D94423
- Wednesdays, March 8 - April 19
(7 sessions) 9:30 a.m. - 12:30 p.m.
\$268 Members / \$298 Non-members
- E94123
- Wednesdays, April 26 - June 14
(8 sessions) 1 - 4 p.m.
\$306 Members / \$340 Non-members
- E94423
- Wednesdays, April 26 - June 14
(8 sessions) 9:30 a.m. - 12:30 p.m.
\$306 Members / \$340 Non-members

Note to all ceramics
students:

Do you have a stain or glaze you'd like to try? Please be sure to ask the ceramics studio manager, Lee Persell, if the product (clay, stain, glaze, wax, etc.) can be used safely in the studio.

Attention new ceramics students:

Bring a towel and wear clothes that can get muddy. Clay and tools are available for purchase at the Art Center. Your instructor will show you what you need at your first class. These materials are not included in the class price unless stated otherwise. Firing fees are extra and paid for as needed and are based on the size of the finished piece.

CERAMICS

EXPLORING CLAY

Lee Persell
Skill level: ALL

This class is for beginners and advanced potters alike. Beginners will be introduced to the potter's wheel as well as handbuilding. Experienced students will work with the instructor to develop their own projects. High-fire, raku and soda firing will be explored. Bring a towel and a small (gallon or less) bucket for water. Tools and clay can be purchased in MCFTA's retail shop.

Enrollment limited to 15; ages 15 and up

D90623 Thursdays, March 2 - April 20
 (8 sessions) 9:30 a.m. - 12:30 p.m.
 \$306 Members / \$340 Non-members

E90623 Thursdays, April 27 - June 15
 (8 sessions) 9:30 a.m. - 12:30 p.m.
 \$306 Members / \$340 Non-members

MADE OF CLAY

Ernest Miller
Skill level: ALL

Clay can be everyday functional or a material to illustrate sculptural ideas. In this class Ernest shares his approach to wheel throwing functional dinnerware as well as the thrown and altered vessel including cups, teapots, bowls, handles, and vases. He will perform demonstrations for the beginner potter while encouraging independent idea exploration for the more experienced. Students have the option to finish their work in a high fire reduction kiln or soda kiln. Bring a towel and a small (gallon or less) bucket for water. Tools and clay can be purchased in MCFTA's retail shop.

Enrollment limited to 15; ages 14 and up

D97623 Thursdays, March 2 - April 20
 (8 sessions) 6 - 9 p.m.
 \$306 Members / \$340 Non-members

E97623 Thursdays, April 27 - June 15
 (8 sessions) 6 - 9 p.m.
 No class May 11
 \$268 Members / \$298 Non-members

[CORE CLASS]
BEGINNING/INTERMEDIATE CERAMICS
Bradley Benn
Skill level: B, AB, I

Learn to throw, develop your throwing skills as a potter, and learn hand-building techniques in this class, open to beginning and intermediate students. A variety of projects and new ideas will be presented, with time available for individualized instruction. Bring a towel and a small (gallon or less) bucket for water. Clay and tools may be purchased in MCFTA's retail shop.

Enrollment limited to 15; ages 16 and up

D92223 Fridays, March 3 - April 21
 (8 sessions) 9:30 a.m. - 12:30 p.m.
 \$306 Members / \$340 Non-members

E92223 Fridays, April 28 - June 16
 (8 sessions) 9:30 a.m. - 12:30 p.m.
 \$306 Members / \$340 Non-members

STONEWARE AND PORCELAIN

Clarice Allgood/Alex Chinn
Skill level: ALL

Beginners learn the basics of working with stoneware or porcelain on the potter's wheel while intermediate and advanced students expand their skills. Handbuilding projects will be presented. Class includes demos, critiques and an opportunity to try soda and raku-firing techniques. Bring a towel and a small (gallon or less) bucket for water. Tools and clay can be purchased in MCFTA's retail shop.

Enrollment limited to 15; ages 16 and up

D91823 Saturdays, March 4 - April 22
 (8 sessions) 9:30 a.m. - 12:30 p.m.
 \$306 Members / \$340 Non-members

E91823 Saturdays, April 29 - June 17
 (8 sessions) 9:30 a.m. - 12:30 p.m.
 \$306 Members / \$340 Non-members

DRAWING

[CORE CLASS]
DRAWING BASICS

Bonnie Lauber-Westover
Skill level: B, AB

Drawing is a skill that creates the foundation for all 2-D art. Specific exercises will teach you to express yourself and capture the world around you. Each week we'll focus on one approach to seeing and drawing, thereby building a visual vocabulary. You will try various media and approaches, look at successful drawings, have fun and gain confidence in your own work. Great for beginners as well as those who wish to brush up on their skills. A materials list is on the website.

Enrollment limited to 12; ages 16 and up

D42223 Mondays, March 6 - April 17
 (7 sessions) 9 a.m. - Noon
 \$223 Members / \$248 Non-members

E42223 Mondays, April 24 - June 12
 (7 sessions) 9 a.m. - Noon
 No class on May 29
 \$223 Members / \$248 Non-members

INTERMEDIATE DRAWING STUDIO

Bonnie Lauber-Westover
Skill level: AB, I, AD

Continue fine-tuning technical and observational skills – adding depth, emotion, and movement to create stronger drawings with personal perspective. You will explore different media, a variety of approaches, and color techniques to enhance your own artistic vision. A materials list is on the website.

Enrollment limited to 12; ages 16 and up

D40523 Mondays, March 6 - April 17
 (7 sessions) 1 - 4 p.m.
 \$223 Members / \$248 Non-members

E40523 Mondays, April 24 - June 12
 (7 sessions) 1 - 4 p.m.
 No class on May 29
 \$223 Members / \$248 Non-members

DRAWING THE FIGURE USING THE PROPORTIONAL METHOD

Barbara Lidfors
Skill level: ALL

Drawing the human figure is a multifaceted and exciting venture for artists of all levels. In this class we will study the proportional method of drawing the human figure. From the Greeks to the Renaissance to the present, artists have found that the understanding of anatomical proportions can lead to more accurate and convincing figurative drawings, especially when combined with sensitive observation. Beginners will begin by mastering the proportions of the head and the standing body. Intermediate students will work towards using compositional strategies to create scenes with multiple figures. See suggested materials list on the website.

Enrollment limited to 15; ages 16 and up

D46823 Thursdays, March 2 - April 20
 (8 sessions) 6 - 9 p.m.
 \$256 Members / \$284 Non-members

E46823 Thursdays, April 27 - June 15
 (8 sessions) 6 - 9 p.m.
 \$256 Members / \$284 Non-members

SEE WORKSHOPS FOR ADULTS FOR ADDITIONAL DRAWING OFFERINGS:

- CHARACTER BUILDING FOR GRAPHIC NOVELS AND COMICS

SEE MULTIGENERATIONAL FOR ADDITIONAL DRAWING OFFERINGS:

- ART JOURNAL



Pottery by Alex Chinn



Pottery by Lee Persell

FIBER ARTS

ADVANCED BEGINNER WEAVING

Traudi Bestler
Skill level: ALL

This class continues the exploration of hand-weaving using Art Center looms. Individual skills will be expanded and different techniques will be introduced depending on class interests. A great class for advanced beginners and those wanting to refresh their weaving skills.

- Enrollment limited to 8; ages 16 and up
- D75123 Mondays, February 27 - April 17
(8 sessions) 9:30 a.m. - 12:30 p.m.
\$256 Members / \$284 Non-members
- E75123 Mondays, April 24 - June 12
(7 sessions) 9:30 a.m. - 12:30 p.m.
No class on May 29
\$223 Members / \$248 Non-members

INTERMEDIATE WEAVING

Traudi Bestler
Skill level: I

In this class, students continue their exploration of weave structures. The projects and lessons are more challenging and will lead the weaver further down the path of learning. You will become more confident in setting up your loom and making the ideas in your imagination become real. You'll receive help with projects and experience weaving on a variety of looms.

- Enrollment limited to 10; ages 16 and up
- D70023 Tuesdays, February 28 - April 18
(8 sessions) 9:30 a.m. - 12:30 p.m.
\$256 Members / \$284 Non-members
- E70023 Tuesdays, April 25 - June 13
(8 sessions) 9:30 a.m. - 12:30 p.m.
\$256 Members / \$284 Non-members

SEE WORKSHOPS FOR ADULTS FOR ADDITIONAL FIBER OFFERINGS:

- INTRO TO INDIAN HAND BLOCK PRINTING
- COZY HOOKED MUG MAT
- JOY OF FELTING: CIRCLES TABLE RUNNER
- MUD RESIST PRINTING WITH INDIGO

SEE MULTIGENERATIONAL FOR ADDITIONAL FIBER OFFERINGS:

- FIBER ART CREATIONS
- WEAVING EXPLORATIONS

WEDNESDAY WEAVING

Traudi Bestler
Skill level: AD

For people who can warp looms and read drafts independently. This class studies more complex weave structures and often spends one portion studying a new weave structure, followed by individual exploration into a project of choice. Designing using a computer program is also covered.

- Enrollment limited to 8; ages 16 and up
- D70423 Wednesdays, March 1 - April 19
(8 sessions) 9:30 a.m. - 12:30 p.m.
\$256 Members / \$284 Non-members
- E70423 Wednesdays, April 26 - June 14
(8 sessions) 9:30 a.m. - 12:30 p.m.
\$256 Members / \$284 Non-members

FOLK ART RUG HOOKING

Laurie Lausen
Skill level: ALL

Create whimsical rugs using fabric strips and a simple hook. Discover a great way to recycle old wool fabrics. This is not latch-hook. New students will start by designing a simple mug mat to learn the techniques and then move on to a larger project. Mug mat materials which include wool strips, linen backing, finishing supplies, a rug hook for you to keep and a class notebook can be purchased at the first class for \$35 plus tax. Experienced students will work on a project in progress or start designing a new one. Lesson plans include the history of rug hooking, design and transfer methods, color planning, wool preparation, finishing techniques and so much more.

- Enrollment limited to 12; ages 16 and up
- D71223 Wednesdays, March 1 - April 19
(8 sessions) 1 - 4 p.m.
\$256 Members / \$284 Non-members
- E71223 Wednesdays, April 26 - June 14
(8 sessions) 1 - 4 p.m.
\$256 Members / \$284 Non-members

BATIK: PAINTING ON SILK

Jeanne Aaron
Skill level: ALL

Immerse yourself in color and bring the movement and luminosity of silk to your paintings! Whether you work representationally or abstractly, painting with silk dyes using the batik (wax resist) process opens up new possibilities for your work. Focusing on composition, design, and color, you'll plan your image, apply wax, paint on the dyes and add the final finishing steps – everything necessary to create a brilliant banner! Materials provided; \$55 materials fee included in price.

- Enrollment limited to 12; ages 16 and up
- E73523 Wednesdays, April 26 - May 17
(4 sessions) 1 - 4 p.m.
\$183 Members / \$197 Non-members

[CORE CLASS] BEGINNING WEAVING

Traudi Bestler
Skill level: B, AB

This class introduces the pleasures of hand-weaving. Using Art Center table looms, you will learn all about setting up and weaving a small project. New weavers may make scarves, table linens, bags or other interesting objects. A variety of twill patterns will be explored. Both beginners and those wanting to refresh their weaving skills are welcome in this group. An additional \$14 materials fee plus tax will be collected from first-time students.

- Enrollment limited to 7; ages 16 and up
- D78123 Thursdays, March 2 - April 20
(8 sessions) 9:30 a.m. - 12:30 p.m.
\$256 Members / \$284 Non-members
- E78123 Thursdays, April 27 - June 15
(7 sessions) 9:30 a.m. - 12:30 p.m.
\$223 Members / \$248 Non-members



Orchids by Jeanne Aaron

JEWELRY

INTERMEDIATE/ADVANCED
JEWELRY STUDIO
William Kennealy
Skill level: I, AD

An open lab class for intermediate to advanced jewelry students with enough experience to develop independent projects and designs. Receive design guidance and technical demonstrations such as stone setting from Master Jeweler Bill Kennealy. Price includes \$35 materials fee. Project materials purchased by the student.

- Enrollment limited to 12; ages 16 and up
- D84023 Mondays, February 27 - April 17
(8 sessions) 9 a.m. - Noon
\$341 Members / \$375 Non-members
- E84023 Mondays, April 24 - June 12
(7 sessions) 9 a.m. - Noon
No class on May 29
\$303 Members / \$333 Non-members

METAL CLAY JEWELRY: SILVER
Sarah Bober
Skill level: ALL

Learn how to make silver jewelry without saws or power tools by using metal clay. This flexible medium can be rolled, stamped, cut, and manipulated like traditional clay. Finished pieces are kiln or torch-fired to become 99.9% pure silver. Each week, students will learn and apply new techniques for working with metal clay and create a variety of unique jewelry designs. All tools provided. Price includes \$50 materials fee, which includes silver clay for the first class. Additional clay may be purchased during class for the subsequent weeks.

- Enrollment limited to 12; ages 16 and up
- D86023 Tuesdays, March 14 - April 4
(4 sessions) 6 - 9 p.m.
\$203 Members / \$220 Non-members

INTERMEDIATE
JEWELRY DESIGN
Danny Saathoff
Skill level: I, AD

Expand on the skills learned in *Beginning Silversmithing and Jewelry Design* through further exploration of familiar skills and the introduction of more advanced techniques including additional stone settings, mixed media and found objects as wearable art. This class will be loosely structured to allow more time to create new pieces, practice and hone your techniques. **Prerequisite:** MCFTA beginning silver jewelry class or instructor permission. Price includes \$35 materials fee. Some materials provided. Project materials purchased by the student. A materials list is on the website.

- Enrollment limited to 14; ages 16 and up
- D85723 Wednesdays, March 1 - April 19
(8 sessions) 9 a.m. - Noon
\$341 Members / \$375 Non-members
- E85723 Wednesdays, April 26 - June 14
(8 sessions) 9 a.m. - Noon
\$341 Members / \$375 Non-members

[CORE CLASS]
BEGINNING SILVERSMITHING
AND JEWELRY DESIGN
Danny Saathoff
Skill level: B, AB

Learn to work with silver and other metals to create fine jewelry. You'll explore metal fabrications, soldering, stone setting, cold connections, and many more techniques. You will be guided through basic techniques and can expect to complete at least one project by the end of the course. We will also discuss the essential equipment to continue work outside of the classroom. Bring a sketchbook. Price includes \$55 materials fee. Most materials provided.

- Enrollment limited to 14; ages 16 and up
- D83223 Wednesdays, March 1 - April 19
(8 sessions) 12:30 - 3:30 p.m.
\$361 Members / \$395 Non-members
- E83223 Wednesdays, April 26 - June 14
(8 sessions) 12:30 - 3:30 p.m.
\$361 Members / \$395 Non-members

METAL CLAY JEWELRY:
COPPER AND BRONZE
Sarah Bober
Skill level: ALL

Learn to make jewelry using metal clay, a flexible medium that can be rolled, stamped, cut, and manipulated like traditional clay. Finished pieces are kiln fired to become pure metal. In this class students will try several base metal clays including copper and multiple shades of bronze. Base metal clays employ the same techniques as silver metal clay but offer a much less expensive alternative. Students will learn multiple techniques to create a variety of pieces of their own design. \$50 materials fee (included in price) includes metal clay for the first class, gemstones, and patinas. Additional metal clay may be purchased during class for the subsequent weeks.

- Enrollment limited to 12; ages 16 and up
- D86223 Thursdays, March 16 - April 6
(4 sessions) 6:00 - 9:00 p.m.
\$203 Members / \$220 Non-members

SEE WORKSHOPS FOR
ADULTS FOR ADDITIONAL
JEWELRY OFFERINGS:

- MOKUME GANE: MIXED METAL JEWELRY WITH METAL CLAY

SEE MULTIGENERATIONAL
FOR ADDITIONAL
JEWELRY OFFERINGS:

- JEWELRY BASH

PAINTING

W ABSTRACT PAINTING
Jon Neuse
Skill level: ALL

This course is an exploration of abstract painting in acrylic, oil, or watercolor paints, or oil or soft pastels. The class focuses on the formal principles of art that are vital to balanced compositions. You will expand your knowledge and use of those principles as you develop your personal style. Students work at their own pace on a series of abstract paintings with friendly critiques and individual guidance. New students, please use the materials list on our website.

- Enrollment limited to 15; ages 16 and up
- D49723 Mondays, February 27 - April 17
(8 sessions) 9 a.m. - Noon
\$256 Members / \$284 Non-members
- E49723 Mondays, April 24 - June 12
(7 sessions) 9 a.m. - Noon
No class on May 29
\$223 Members / \$248 Non-members

W INTERMEDIATE/ADVANCED
PAINTING STUDIO
Dorothy Odland
Skill level: I, AD

Understand more about the process of making art and developing personal style using oil, acrylic or watercolor. Work at your own pace with individual instruction in this open studio format class. Bring paints, brushes and painting surface to the first class.

- Enrollment limited to 15; ages 16 and up
- D41423 Tuesdays, February 28 - April 18
(8 sessions) 9:30 a.m. - 12:30 p.m.
\$256 Members / \$284 Non-members
- E41423 Tuesdays, April 25 - June 13
(8 sessions) 9:30 a.m. - 12:30 p.m.
\$256 Members / \$284 Non-members

[CORE CLASS]
PASTEL LANDSCAPE
Arthur Weeks
Skill level: AB, I, AD

The focus of this class is to understand pastels and help you find, trust and enrich your own artistic voice through this wonderful medium. Study the techniques of master artists to learn how value, composition, style and color turn into great works of art. Discover the luminosity of this pure pigment and capture the spirit of pastels. Learn how quickly you can lay down a sketch – a major benefit of the pastel medium! A materials list is on our website.

- Enrollment limited to 12; ages 16 and up
- D47523 Tuesdays, February 28 - April 18
(8 sessions) 9:30 a.m. - 12:30 p.m.
\$256 Members / \$284 Non-members
- E47523 Tuesdays, April 25 - June 13
(8 sessions) 9:30 a.m. - 12:30 p.m.
\$256 Members / \$284 Non-members

W WATERCOLOR:
FOCUS ON STILL LIFE
Coco Connolly
Skill level: B, AB, I

Rendering arrangements of objects invites us to concentrate on the fundamentals of painting: composition, color, texture, form. We can even suggest a narrative by how we select and arrange things. Through demos, critiques, and painting sessions in class, we'll cover color balance and mixing, try some different application methods to broaden your skills, and discuss composition – what to focus on, and what to leave out! Bring your watercolor materials or see the materials list on the website for suggestions.

- Enrollment limited to 15; ages 16 and up
- D43123 Tuesdays, February 28 - April 18
(8 sessions) 9:30 a.m. - 12:30 p.m.
\$256 Members / \$284 Non-members



Spring in the Woods by Scott Lloyd Anderson

PAINTING

[CORE CLASS]
W BEGINNING / INTERMEDIATE PAINTING STUDIO
Dorothy Odland
Skill level: B, AB, I

Learn the basics or brush up on rusty skills. Work in oil, acrylic or watercolor to explore color and personal style. Work at your own pace with individual instruction in this open studio format class. Bring paints, brushes and painting surface to the first class.

Enrollment limited to 15; ages 16 and up
D41523 Tuesdays, February 28 - April 18
(8 sessions) 1 - 4 p.m.
\$256 Members / \$284 Non-members

E41523 Tuesdays, April 25 - June 13
(8 sessions) 1 - 4 p.m.
\$256 Members / \$284 Non-members

W BOTANICAL ART: TULIPS!
Kathy Creger
Skill level: ALL

Learn to create accurate and artistic representations of the expressive tulip, from tight new buds to sprawling, fully open flowers, using them as your source for inspiration and subject matter. We'll practice the careful observation and rendering of the lines, values, and textures of your subject to bring your painting to life! Bring your drawing and/or watercolor painting materials and hot-pressed paper to work on.

Enrollment limited to 15; ages 16 and up
D44323 Tuesdays, March 7 - April 11
(6 sessions) 1 - 4 p.m.
\$192 Members / \$213 Non-members

W BOTANICAL ART: SPRING BULBS & EPHEMERALS!
Kathy Creger
Skill level: ALL

Learn to create accurate and artistic representations of spring's first arrivals, using them as your source for inspiration and subject matter. We'll practice the careful observation and rendering of the lines, values, and textures of your subject to bring your painting to life! Bring your drawing and/or watercolor painting materials and hot-pressed paper to work on.

Enrollment limited to 15; ages 16 and up
E44323 Tuesdays, April 25 - May 30
(6 sessions) 1 - 4 p.m.
\$192 Members / \$213 Non-members

W WATERCOLOR I: WORKING FROM PHOTOS
Sonja Hutchinson
Skill level: AB, I

This class is for advanced beginner watercolor artists who are ready to work on their own subject matter using photographic reference materials. You will work to capture the essence of your subject by clarifying your point of view, working out your compositional design, simplifying elements and planning your lighting. Students will receive individual support and work at their own pace while applying core watercolor skills to create their own body of work. Bring regular watercolor supplies, or use Sonja's general materials list on our website.

Enrollment limited to 15; ages 16 and up
D42523 Wednesdays, March 15 - April 19
(5 sessions) 9:30 a.m. - 12:30 p.m.
No class on March 29
\$159 Members / \$177 Non-members

E42523 Wednesdays, April 26 - June 14
(8 sessions) 9:30 a.m. - 12:30 p.m.
\$256 Members / \$284 Non-members

PAINTING STORIES
Barbara Lidfors
Skill level: AB, I, AD

Picasso once said, "Painting is just another way of keeping a diary!" In other words, a well-composed and artfully painted picture can also tell a meaningful, personal story. It can express how you experience the world, what is meaningful and significant to you in your daily journeys. In this class for painters of all levels, we will review basic painting concepts and use them to compose personal narratives in a realistic or abstractly expressive style. Bring your own oil and/or acrylic paints, brushes and painting surfaces to the first class. Additionally, bring personal reference photos or drawing ideas as points of departure for your artwork.

Enrollment limited to 15; ages 16 and up
D40323 Wednesdays, March 1 - April 19
(8 sessions) 1 - 4 p.m
\$256 Members / \$284 Non-members

E40323 Wednesdays, April 26 - June 14
(8 sessions) 1 - 4 p.m.
\$256 Members / \$284 Non-members

W WATERCOLOR STUDIO: REFINING SKILLS
Sonja Hutchinson
Skill level: AB, I

Continue developing skills and personal expression in a course that encourages exploration while increasing familiarity with watercolor techniques through instructor demonstration. General emphasis will be on individual confidence and growth. Bring watercolor supplies to the first class, or see Sonja's materials list on the website. Prerequisite: an AB level watercolor class or instructor's permission.

Enrollment limited to 15; ages 16 and up
D43323 Wednesdays, March 15 - April 19
(5 sessions) 1 - 4 p.m.
No class on March 29
\$159 Members / \$177 Non-members

E43323 Wednesdays, April 26 - June 14
(8 sessions) 1 - 4 p.m.
\$256 Members / \$284 Non-members

[CORE CLASS]
W WATERCOLOR FOUNDATIONS
Arthur Weeks
Skill level: B, AB

Just starting out with watercolor and want some help finding your way? Curious about the possibilities? Through demonstrations, exercises, and artistic experiments designed to introduce you to this delightful medium, learn fundamental watercolor techniques such as brush handling, color mixing, glazing, wet-into-wet, wet-into-dry, and tonal value studies. Emphasis will be on making discoveries, learning techniques and developing confidence. A materials list is on the website.

Enrollment limited to 14; ages 16 and up
D42023 Thursdays, March 2 - April 20
(8 sessions) 9:30 a.m. - 12:30 p.m.
\$256 Members / \$284 Non-members

E42023 Thursdays, May 11 - June 15
(6 sessions) 9:30 a.m. - 12:30 p.m.
\$192 Members / \$213 Non-members

SEE WORKSHOPS FOR ADULTS FOR ADDITIONAL PAINTING OFFERINGS:

- FREEING ABSTRACTION!
- LANDSCAPE PAINTING TWO-DAY WORKSHOP
- IMPRESSIONISTIC COLOR
- WATERCOLOR ON YUPO: ABSTRACT TO INTENTIONAL
- COLOR WORKSHOP FOR PAINTERS
- BIG BOLD BLOOMS

SEE MULTIGENERATIONAL FOR ADDITIONAL PAINTING OFFERINGS:

- BIRCH TREE PAINTING



Scouting by Barbara Lidfors

PAINTING

[CORE CLASS]
BEGINNING OIL PAINTING
Scott Lloyd Anderson
Skill level: B

Oils have a workability unlike other painting mediums. They also feel connected to art history. Learn the basics of the medium: how they work, feel, and react to other colors and substrates. How they can be applied to a surface, with brush, knife, or finger (with a glove on!). We won't be painting masterpieces (just yet), but we'll be playing a lot, mixing colors and developing a feeling for how paint comes off your brush, and how you make marks. See materials list on website.

Enrollment limited to 14; ages 16 and up
D45923 Thursdays, March 2 - April 20
 (8 sessions) 1 - 4 p.m.
 \$256 Members / \$284 Non-members

E45923 Thursdays, April 27 - June 15
 (8 sessions) 1 - 4 p.m.
 \$256 Members / \$284 Non-members

PAINTING FROM PHOTOS
(OILS/ACRYLICS)
Scott Lloyd Anderson
Skill level: AB, I, AD

Or “How Not To Paint from Photos!” We paint from life when we can, but painting from a photo is something we all do – even dedicated plein air painters. We'll explore how the eyes sees vs. how the camera sees, different kinds of references (useless versus useful), interpreting a photo instead of copying it, how to take a photograph specifically for use as a painting reference. Bring your own painting supplies. Suggested materials list on website. Oils (or water-solubles) preferred, but acrylic painters will find the class useful too.

Enrollment limited to 15; ages 16 and up
D44423 Thursdays, March 2 - April 20
 (8 sessions) 6 - 9 p.m.
 \$256 Members / \$284 Non-members

E44423 Thursdays, April 27 - June 15
 (8 sessions) 6 - 9 p.m.
 \$256 Members / \$284 Non-members



Blossoms at the Garage by Scott Lloyd Anderson

RENAISSANCE AND FLEMISH
OIL PAINTING METHOD
Dan Petrov
Skill level: ALL

Learn a method of layering paint that Flemish and Renaissance masters used. Layer by layer you'll develop the form, distinctive values, gradation of edges and the development of half-tones and highlights. Great for both beginners and intermediate to advanced students who would like to learn this traditional process for creating artwork that has both depth and complexity. A materials list is on the website.

Enrollment limited to 10; ages 16 and up
D41323 Fridays, March 3 - April 21
 (8 sessions) 9 a.m. - Noon
 \$256 Members / \$284 Non-members

[CORE CLASS]
PRINCIPLES OF OIL PAINTING
- ALL LEVELS
Dan Petrov
Skill level: ALL

Beginners learn the basic techniques of oil painting, intermediates brush up on their skills, and advanced students can take their paintings to a higher level with some new techniques! Learn how to select your color palette, how, when and why to use mediums, and much more. Dan will demonstrate each technique and method so you'll see and understand it before working on your own project. See Dan's general materials list on the website.

Enrollment limited to 10; ages 16 and up
E49023 Fridays, April 28 - June 16
 (8 sessions) 9 a.m. - Noon
 \$256 Members / \$284 Non-members

PHOTOGRAPHY

LIGHTROOM I
Alan Shefland
Skill level: B, AB

Learn the basics of Adobe Lightroom, a valuable tool for organizing, editing and sharing your photography. Start by learning how to set up Lightroom, including importing and exporting images. Then explore the seven modules with an emphasis on the Develop module. By the end of the session, you will have the skills to explore the vast potential of Lightroom and make your images come alive. Each student will need to bring a laptop computer running the current operating system along with the current Adobe Lightroom program installed.

Enrollment limited to 12; ages 16 and up
D67423 Tuesdays, February 28 - April 18
 (8 sessions) 9 a.m. - Noon
 \$256 Members / \$284 Non-members

E67423 Tuesdays, April 25 - June 13
 (8 sessions) 9 a.m. - Noon
 \$256 Members / \$284 Non-members

INTERMEDIATE DIGITAL
PHOTOGRAPHY
Alan Shefland
Skill level: AB

If you've taken *Beginning Digital Photography* and you're ready to take your craft to the next level, this is where you belong. This is where it starts to get serious – and fun! You'll become more technically competent while honing your artistic skills. Students who have acquired beginning level digital photography skills elsewhere are welcome but need instructor approval. Please contact the Registrar for more information.

Enrollment limited to 10; ages 16 and up
D66423 Tuesdays, February 28 - April 18
 (8 sessions) 1 - 4 p.m.
 \$256 Members / \$284 Non-members

E66423 Tuesdays, April 25 - June 13
 (8 sessions) 1 - 4 p.m.
 \$256 Members / \$284 Non-members

MAKING PHOTOGRAPHS
Alan Shefland
Skill level: I, AD

This class will help serious amateur and professional photographers find more passion in their work by exploring the narrative, aesthetic and emotional aspects of image making, with an emphasis on simplicity and the use of natural light. Through practical demonstrations, field trips, individual portfolio reviews and studying the work of other photographers, we will refine our views on producing work and balancing the various aspects of a busy life.

Enrollment limited to 10; ages 16 and up
D61023 Wednesdays, March 1 - April 19
 (8 sessions) 9:30 a.m. - 12:30 p.m.
 \$256 Members / \$284 Non-members

E61023 Wednesdays, April 26 - June 14
 (8 sessions) 9:30 a.m. - 12:30 p.m.
 \$256 Members / \$284 Non-members

BEGINNING DIGITAL
PHOTOGRAPHY
Alan Shefland
Skill level: AB

If you're a beginning photographer and a bit mystified by your digital camera, this class is for you. You'll start by learning camera basics like aperture, shutter speed, and ISO settings. You'll move on to learning how to make pictures and to develop your compositional skills. We'll also discuss lenses and other equipment and how to care for your gear. By the end of the course, you'll be more excited than ever about photography and you'll own a collection of images that demonstrate your technical and creative growth. Please bring your camera (fully charged) and its manual. The class workbook, *Understanding Photography Field Guide* by Brian Peterson, is optional but strongly recommended.

Enrollment limited to 10; ages 16 and up
D66223 Thursdays, March 2 - April 20
 (8 sessions) 9 a.m. - Noon
 \$256 Members / \$284 Non-members

E66223 Thursdays, April 27 - June 15
 (8 sessions) 9 a.m. - Noon
 \$256 Members / \$284 Non-members

LIGHTROOM II
Alan Shefland
Skill level: AB, I

This course is the next step to understanding Adobe Lightroom in a more professional way. You will further explore the capabilities of Lightroom and think more in-depth about the changes you make and why you make them. Each student will need to bring a laptop computer running the current operating system with the current Adobe Lightroom Classic program installed and a jump drive with images to work on. **Prerequisite:** *Lightroom I* or a basic understanding of how Lightroom operates.

Enrollment limited to 10; ages 16 and up
D67523 Thursdays, March 2 - April 20
 (8 sessions) 1 - 4 p.m.
 \$256 Members / \$284 Non-members

E67523 Thursdays, April 27 - June 15
 (8 sessions) 1 - 4 p.m.
 \$256 Members / \$284 Non-members

STONE CARVING BEGINNING/ INTERMEDIATE

Frank Picos
Skill level: ALL

Discover the magic of stone carving. Starting with hand tools and simple methods, beginning students will be introduced to the carving process with a block of limestone. The instructor will assist you in the creative process, helping you release the image within your stone. Intermediate students will hone their understanding of the reductive process and sculptural design and be introduced to power and pneumatic tools. First-time students are provided with a limestone block and all necessary tools. Intermediate students may want to discuss their project with the instructor before purchasing materials.

- Enrollment limited to 10; ages 16 and up
- D82923 Thursdays, March 2 - April 20
 (8 sessions) 12:30 - 3:30 p.m.
 \$317 Members / \$351 Non-members
- E82923 Thursdays, April 27 - June 15
 (8 sessions) 12:30 - 3:30 p.m.
 \$317 Members / \$351 Non-members

FREEING ABSTRACTION!
Genie Castro
Skill level: ALL

Are you drawn to abstract art, but unsure of how to begin developing an image or deploying color? Need some new ideas, or just a good push into the middle of your next canvas? Ready to try working flat instead of using an easel? Develop more confidence in creating non-objective compositions during this workshop with Genie Castro, whose work is known for its bold sense of color and form. She'll offer tips to get you started and individual attention as your painting takes shape. Bring your own painting materials.

- Enrollment limited to 15; ages 16 and up
- D430W23 Thursday, March 7
 (1 session) 9:30 a.m. - 4 p.m.
 \$73 Members / \$81 Non-members
- E430W23 Thursday, May 11
 (1 session) 9:30 a.m. - 4 p.m.
 \$73 Members / \$81 Non-members

LANDSCAPE PAINTING
TWO-DAY WORKSHOP
Michele Combs
Skill level: AB, I, AD

Treat yourself to two days of painting! We'll address the importance of choosing an image, thumbnail sketches, simplifying composition, underpainting, paint application, focal point, and color. Individualized instruction to strengthen your artistry. Work on one painting in the morning and another in the afternoon to maintain a fresh eye! Bring lots of photos for composition options. See materials list on the website. Bring a lunch each day for the half-hour break.

- Enrollment limited to 12; ages 16 and up
- E481W23 Tuesday - Wednesday, May 30 - 31
 (2 sessions) 9:30 a.m. - 3:30 p.m.
 \$140 Members / \$156 Non-members

IMPRESSIONISTIC COLOR
Leo Winstead
Skill level: AB, I, AD

Learn the secret of the broken color technique – flochetage – pioneered by Delacroix and further developed by the Impressionists in their luminous canvases. Learn about how the Impressionists and Post-Impressionists built on this technique to create the first ‘modern’ works of art. Using pencil and oil pastel, we'll work from a detail of an existing work to create our own interpretation of the image, using this layered hatching technique. We'll cover flochetage, hatching, stippling, complementary and analogous color, and conventional coloring using halftones. See materials list on website. Bring lunch for the half-hour break.

- Enrollment limited to 15; ages 16 and up
- D409W23 Tuesday, March 21
 (1 session) 9 a.m. - 5:30 p.m.
 \$102 Members / \$113 Non-members

W WATERCOLOR ON YUPO:
ABSTRACT TO INTENTIONAL
James Turner
Skill level: ALL

Explore the unique characteristics of Yupo – a smooth inorganic surface that doesn't absorb paint like regular paper and gives a more intense and liquid look to watercolor washes and colors. Fun to play with, this surface makes lifting easy and offers creative ways to add texture. This workshop will introduce you to Yupo paper from the abstract flowing liquid look of wet-into-wet applications, to creating representational art while taking advantage of Yupo properties. Find your own artistic vision using this unique surface! Bring a lunch for the half-hour break both days. A materials list is on the website.

- Enrollment limited to 12; ages 16 and up
- D399W23 Wednesday - Thursday, March 29 - 30
 (2 sessions) 9 a.m. - 3:30 p.m.
 \$153 Members / \$170 Non-members

GLASS MOSAICS
Julie Vogl
Skill level: ALL

Discover the art of making mosaics. Bring your creativity and learn to clip and cut glass and apply grout to your own original design. We will be working with stained glass as the primary material to create two mosaic works of art. Feel free to bring any small treasures (buttons, beads, single earrings, keys, coins) you may want to incorporate into your art (optional). Materials included; price includes \$20 materials fee.

- Enrollment limited to 8; ages 16 and up
- D969W23 Saturdays, April 1 - 8
 (2 sessions) 9 a.m. - 12:30 p.m.
 \$128 Members / \$140 Non-members
- E969W23 Saturdays, May 6 - 13
 (2 sessions) 9 a.m. - 12:30 p.m.
 \$128 Members / \$140 Non-members

MOKUME GANE:
MIXED METAL JEWELRY
WITH METAL CLAY
Sarah Bober
Skill level: ALL

Mokume gane is a Japanese technique of combining different metals together to create beautiful patterns reminiscent of woodgrain. When using traditional metalsmithing techniques it can be a very labor-intensive process that requires special tools and equipment. Luckily this technique can be done in metal clay, saving time and material. In this class, you will learn several mokume gane techniques using Art Clay Copper and Silver to create stunning one-of-a-kind jewelry. Price includes \$60 materials fee; materials included.

- Enrollment limited to 12; ages 16 and up
- D864W23 Saturdays, April 8 - 15
 (2 sessions) 9:30 a.m. - 12:30 p.m.
 \$153 Members / \$163 Non-members

W COLOR WORKSHOP
FOR PAINTERS
Jon Neuse
Skill level: ALL

Painters of all levels and mediums: make your acrylic, watercolor, or oil paintings more powerful and effective by gaining a better understanding of color in this six hour workshop. Explore the dynamics and use of color in two-dimensional art in this collaborative, hands-on workshop! Study color theory, using a color wheel, emotional and manipulative powers of color, how to mix paints, color recipes, how to make a color chart, and more. Class handout includes information on color theory, palette arrangement, color formulas and recipes. Materials list on website.

- Enrollment limited to 12; ages 16 and up
- D439W23 Friday - Saturday, April 14 - 15
 (2 sessions) 9 a.m. - Noon
 \$77 Members / \$85 Non-members
- E439W23 Friday - Saturday, May 19 - 20
 (2 sessions) 9 a.m. - Noon
 \$77 Members / \$85 Non-members

INTRO TO INDIAN HAND
BLOCK PRINTING
Katrina Ulrich
Skill level: ALL

Instructor Katrina Ulrich teaches you the basics of printing patterns on fabric using hand-carved Indian blocks on fabric – a process only slightly changed from the centuries-old process as it originated in India. Learn to master mitred corners, borders, and multi-colored designs using blocks from her extensive collection. Choose a scarf, apron, or dish towel to print as a final project. This class prepares you for other classes in block printing, such as “Mud Resist Printing with Indigo.” Price includes \$20 materials fee. Bring a lunch.

- Enrollment limited to 12; ages 16 and up
- D731W23 Saturday, April 15
 (1 session) 9:30 a.m. - 1:30 p.m.
 \$71 Members / \$77 Non-members
- E731W23 Tuesday, May 30
 (1 session) 9:30 a.m. - 1:30 p.m.
 \$71 Members / \$77 Non-members

COZY HOOKED MUG MAT
Laurie Lausen
Skill level: ALL

Flowers, foliage, birds... In this workshop, you'll choose a favorite image and learn the basic techniques of rug hooking while creating a small mug mat. You'll enjoy this early method of making rugs by pulling loops of wool fabric through a linen backing, and the result will be your very own design! All materials included. Bring simple design ideas or choose a template. Price includes \$25 materials fee. Bring a lunch for the half-hour break.

- Enrollment limited to 12; ages 16 and up
- D735W23 Saturday, April 22
 (1 session) 9:30 a.m. - 3:30 p.m.
 \$97 Members / \$105 Non-members

WORKSHOPS FOR ADULTS

CREATING COLLAGES WITH AN ARTISTIC VOICE

Jon Neuse
Skill level: ALL

This one day, six-hour workshop is an opportunity to explore and learn the dynamic of designing and making collages. In the morning, the instructor, Jon Neuse, will walk you through the steps of putting a collage together. The workshop is constructed so you can learn from your instructor and the other participants. The afternoon is set up for you to focus on making your own collage(s). A materials list is available on the website. Bring a lunch for the hour-long break.

- Enrollment limited to 12; ages 16 and up
- D437W23 Saturday, April 22
(1 session) 9 a.m. - 4 p.m.
\$77 Members / \$85 Non-members
- E437W23 Friday - Saturday, May 12 - 13
(2 sessions) 9 a.m. - Noon
\$77 Members / \$85 Non-members

JOY OF FELTING:
“CIRCLES” TABLE RUNNER
Leslie Granbeck
Skill level: ALL

Create a colorful runner or wall hanging from wool fibers and a little soapy water. No knitting or sewing required. Learn the magic of wet felting and create a work of art for your table or wall, in a pattern inspired by vintage penny rugs and the work of the Russian artist Kandinsky. This design looks great in any home, office, or cabin. Some physical stamina needed for felting. Materials fee of \$35 (included in price) includes a reusable felting kit, all fibers, and supplies. Bring 2-3 hand towels, an old bath towel, apron (optional), a plastic bag to carry home wet items, and a lunch.

- Enrollment limited to 14; ages 16 and up
- E773W23 Thursday, April 27
(1 session) 10 a.m. - 4 p.m.
\$112 Members / \$120 Non-members



Circles Table Runner by Leslie Granbeck

MUD RESIST PRINTING WITH INDIGO

Katrina Ulrich
Skill level: ALL

Using a specially adapted technique inspired by the “Dabu” mud resist indigo dye block printing process, participants will learn how to “print” on fabric with a mud paste, dry the fabric, and overprint to add more detail. You’ll then try the process on a scarf, tote bag, or dish towel (provided) or on a tee shirt that you bring in. Class meets three hours the first day; two the second. Price includes \$20 materials fee.

- Enrollment limited to 12; ages 16 and up
- E733W23 Friday - Saturday, April 28 - 29
(2 sessions) 9:30 a.m. - 12:30 p.m.
\$84 Members / \$91 Non-members

BIG BOLD BLOOMS!
Sonja Hutchinson
Skill level: AB, I, AD

Scale up your watercolors with big bold blooms! We’ll use wet-into-wet watercolor to create soft petal forms and build up strong values with glazing. Reference materials will be provided and key steps of the painting process will be demonstrated. See Sonja’s supply list on the website. Bring a lunch for the half-hour break.

- Enrollment limited to 12; ages 16 and up
- E433W23 Thursday, May 18
(1 session) 9:30 a.m. - 4 p.m.
\$73 Members / \$81 Non-members

CHARACTER BUILDING FOR GRAPHIC NOVELS/COMICS
Leo Winstead
Skill level: AB, I, AD

Working on a character, but coming up short of your vision? Explore the process of character design through popular cartoons and comics to see what makes them tick. With pencils, markers, and colored pencils, we’ll explore different approaches to rendering that make your idea come alive! Topics include appeal, clarity, silhouette, basic rendering, storytelling, expressive and figural anatomy. See materials list on website. Bring a lunch for the half-hour break.

- Enrollment limited to 15; ages 16 and up
- E409W23 Thursday, June 8
(1 session) 9 a.m. - 5:30 p.m.
\$102 Members / \$113 Non-members

MULTIGENERATIONAL

Multigenerational workshops welcome students from a large age range. Great for family members and other groups who want to take a class together. Open to individuals or groups as long as each student meets the age requirement.

ART JOURNAL (INK & WATERCOLOR)
Erin Stahl
Skill level: ALL

This multigenerational class introduces you to art journals, an excellent way to capture impressions of a place when you are traveling or even on a backyard nature walk. Get an overview of different styles and formats for an art journal, and see samples of the mixed-media journal pages created by artist Erin Stahl. Then it’s time to create your own art journal pages based on a meaningful moment, a special place, or a natural or architectural wonder. Start by sketching in graphite and ink, and then learn some tips for applying watercolor paints to make your sketches come alive. You may even choose to add some written journaling to enhance your storytelling. Returning students may explore other mixed-media materials in addition to watercolor. Students ages 11 and up may register with a registered adult for this multigenerational class experience.

Enrollment limited to 12; Multigenerational class for ages 14 to adult; ages 11 and up may register with an adult.

- D190W23 Tuesdays, March 7 - 21
(3 sessions) 5:30 - 7:30 p.m.
\$82 Members / \$91 Non-members
- E190W23 Tuesdays, April 25 - May 9
(3 sessions) 5:30 - 7:30 p.m.
\$82 Members / \$91 Non-members

CLAY TRINKET TRAY
Anastasia Speer
Skill level: ALL

In this multigenerational workshop, you’ll create mini-trays that have an array of uses – from holding your keys to presenting your after-dinner treats. These make great presents for friends and family too! There are many styles of trays to inspire your creation – they can be round, square, leaf-shaped or more. They can be stamped and carved with designs of your choice. You will paint your pottery with a colorful slip to finish. Because of the bisque and glaze firing process, estimated project pickup is three weeks after the class.

Enrollment limited to 12; Multigenerational class for ages 7 to adult

- D066W23 Tuesday, March 7
(1 session) 5:30 - 7:30 p.m.
\$39 Members / \$42 Non-members

CERAMIC VASE
Anastasia Speer
Skill level: ALL

Make your own ceramic vase out of clay. Learn how to create the vase form with one of the popular handbuilding techniques – pinching, coiling or slab making. Once your vase is formed, the surface decoration can begin! Design and decorate your vase with the help of clay carving tools and stamps, clay additions and/or sgraffito (in Italian “to scratch”) techniques. Your vase will be decorated with colorful slips and underglazes. Because of the bisque and glaze firing process, estimated project pickup is three weeks after the class. This is a multigenerational class open to all skill levels from beginners to more experienced potters.

Enrollment limited to 12; Multigenerational class for ages 7 to adult

- D072W23 Saturday, March 11
(1 session) 9:30 a.m. - 12:30 p.m.
\$54 Members / \$59 Non-members

CERAMIC SNACK BOWL
Anastasia Speer
Skill level: ALL

Join us in the clay studio as we make handbuilt bowls tailored just for you and for your favorite snack food. You will learn handbuilding techniques such as attaching coils of clay, or pinching your clay into a bowl form. Once you have the basic form, then you will add lines, shapes, and interesting designs to the surface using our clay texture tools and stamps. You will paint your pottery with a colorful slip to finish. Because of the bisque and glaze firing process, estimated project pickup is three weeks after the class.

Enrollment limited to 12; Multigenerational class for ages 7 to adult

- D064W23 Tuesday, March 28
(1 session) 5:30 - 7:30 p.m.
\$39 Members / \$42 Non-members

MULTIGENERATIONAL

JEWELRY BASH

Jenny Stice
Skill level: ALL

In this multigenerational workshop, create your own eye-catching jewelry with assorted beads, wire, and findings. Your wearable art creations will reflect your unique sense of style! For the spring, you will create jewelry that has a metal component. Learn how to bend and shape metal wire to create a necklace or a bracelet. This is a welcoming jewelry-making class open to all experience levels.

Enrollment limited to 12; Multigenerational class for ages 9 to adult

D023W23 Saturday, April 15
(1 session) 10 a.m. - Noon
\$30 Members / \$33 Non-members

CLAY FLOWER POT

Anastasia Speer
Skill level: ALL

This multigenerational workshop is for everyone who loves a garden. Create a flower pot that will be perfect for your favorite flower or plant. You will learn handbuilding techniques to build your pot, and then decorate and personalize it to make it your own. Your pot’s surface can be carved or embellished to create fanciful garden-inspired designs. You will paint your pottery with colorful slips and underglazes to finish. Because of the bisque and glaze firing process, estimated project pickup is three weeks after the class.

Enrollment limited to 12; Multigenerational class for ages 7 to adult

D061W23 Saturday, April 15
(1 session) 10 a.m. - 12:30 p.m.
\$47 Members / \$51 Non-members

BIRCH TREE PAINTING

Erin Stahl
Skill level: ALL

Let’s capture the look and feel of a sun-dappled paperbark birch forest in the spring. In this multigenerational workshop, your forest scene will be painted with acrylic on canvas. Mix the colors of leaves and sky and any spring flowers on your painter’s palette. Learn how to handle your brush to create the effects of leafy treetops, forest floor blooms, and the thin papery bark on your birch trees. Your forest scene will come to life before your eyes! Students ages 11 and up may register with a registered adult.

Enrollment limited to 12; Multigenerational class for ages 14 to adult; ages 11 and up may register with an adult.

D091W23 Tuesday, April 18
(1 session) 5:30 - 7:30 p.m.
\$30 Members / \$33 Non-members

WEAVING EXPLORATIONS

Jenny Stice
Skill level: ALL

Join us as we experiment with color, texture and pattern in small-scale weavings. Using a simple frame loom, learn how to warp a loom and prepare weft yarn for weaving. The majority of class time will be devoted to weaving with yarn – from cotton to wool to acrylic-blends – representing a rainbow of colors. Once you understand the basics of weaving, you will expand your weaving know-how with techniques to add texture and pattern. This multigenerational class is open to artists who have never woven before as well as those with previous experience weaving.

Enrollment limited to 12; Multigenerational class for ages 10 to adult

D020W23 Saturday, April 22
(1 session) 9:30 a.m. - 12:30 p.m.
\$42 Members / \$46 Non-members

FIBER ART CREATIONS

Jenny Stice
Skill level: ALL

Join artist Jenny Stice in our studios for an exploration of fiber arts in a fun and engaging way. You’ll be treated to a vast array of fleece and felt in a rainbow of colors. Learn basic embroidery stitches to create objects of your choosing - inspired by design, color, shape, or the spring season. The sky’s the limit when you combine fiber arts techniques and your imagination. This is a multigenerational class with projects that are accessible for all skill levels.

Enrollment limited to 12; Multigenerational class for ages 8 to adult

D025W23 Saturday, April 22
(1 session) 1:30 - 3:30 p.m.
\$31 Members / \$34 Non-members

AMAZING MUGS

Anastasia Speer
Skill level: ALL

Create handmade mugs that will amaze your friends and family! These mugs are made to be well-loved and used in the kitchen for your beverage of choice. First you will make the body of the mug with basic handbuilding techniques. Once your mug is formed, you will carve, stamp, and add clay additions to the mug. These can be painted with colorful slips to finish. Because of the bisque and glaze firing process, estimated project pickup is three weeks after the class.

Enrollment limited to 12; Multigenerational class for ages 7 to adult

E066W23 Tuesday, April 25
(1 session) 5:30 - 7:30 p.m.
\$39 Members / \$42 Non-members

CLAY CHIA PETS

Anastasia Speer
Skill level: ALL

Make your own chia pet out of clay! Starting with a pinch pot, you will create the body and features of your clay creature. Your miniature creature can be real or imagined. Sample ideas are a turtle, frog, bunny, or hedgehog, to name a few. Learn how to add texture to the surface for your chia seeds to grow. Add finishing touches with colorful slips and underglazes to finish. Because of the bisque and glaze firing process, estimated project pickup is three weeks after the class. This is a multigenerational class open to all skill levels from beginners to more experienced potters.

Enrollment limited to 12; Multigenerational class for ages 7 to adult

E067W23 Tuesday, May 16
(1 session) 5:30 - 7:30 p.m.
\$39 Members / \$42 Non-members



WORKSHOPS FOR FAMILIES

CHILDREN AND TEENS

Family workshops are intergenerational workshops with art activities for adults and children to do together. Children must be accompanied by an adult and adults must be accompanied by a child.

STILL LIFE DRAWING & PAINTING

Erin Stahl
Skill level: ALL

In this family workshop, you will draw a still life and then add watercolor paint to bring your drawing to life. The Art Center will choose a pleasing composition of still life objects to draw and paint - or you are welcome to bring an object from home that has a special meaning to you. Gain experience drawing an object's contours on paper, before even picking up a paint brush. This is a relaxed drawing and painting class for adults and children to do together.

Enrollment limited to 12; Children with adult, ages 7+.

D090W23 Saturday, April 15
(1 session) 1:30 - 3:30 p.m.
\$30 Members / \$33 Non-members

CLAY FAIRY HOUSE

Anastasia Speer
Skill level: ALL

In this family workshop, you will make a fanciful fairy house perfect for your garden. Some fairies live in toadstool mushrooms; others live in twig forts. Our fairy homes will be crafted out of clay and textured to look like a real mushroom, branch, or another building style of your choice. You will handbuild and sculpt details like windows and doors for your fairy house. Then, decorate and paint your pottery with a colorful slip or underglaze. Because of the bisque and glaze firing process, estimated project pickup is three weeks after the class.

Enrollment limited to 12; Children with adult, ages 5+.

E071W23 Saturday, May 6
(1 session) 10 a.m. - Noon
\$39 Members / \$42 Non-members

CHILDREN AND TEENS

EARTH DAY PAINTING

Erin Stahl
Skill level: ALL

In honor of Earth Day, let's celebrate nature and the great outdoors. This class is inspired by favorite parks and trails, blooming trees and flowers found either in the wilderness or a backyard garden. You will draw your natural landscape's features, mix a color palette, and then add colorful, bold brushstrokes to your painting. This class is a welcoming all-levels class for our youngest painters.

Enrollment limited to 12; ages 5 to 7

D196W23 Saturday, April 22
(1 session) 1:30 - 3:30 p.m.
\$30 Members / \$33 Non-members



Youth Drawing Studio Participant

PAINTING BASICS

Jenny Stice
Skill level: ALL

This class introduces children to basic color theory, brush handling, color mixing and specific painting techniques. Taking inspiration from famous artists, children will learn to use watercolor, tempera and acrylic paints, on a variety of projects. This is a fun class that sparks children's imaginations and fosters artistic development.

Enrollment limited to 12; ages 6 to 12

D19723 Saturdays, March 4 - April 1
(5 sessions) 9:30 - 11 a.m.
\$86 Members / \$95 Non-members

E19723 Saturdays, April 29 - May 20
(4 sessions) 9:30 - 11 a.m.
\$70 Members / \$77 Non-members

YOUTH DRAWING STUDIO - CHARACTER EDITION!

Erin Stahl
Skill level: ALL

Sketch a favorite animal, person, or imaginary creature from head to toe. Learn how to draw the head, body and features that define your character. Experiment with a range of facial expressions and body poses in your sketchbook. By the end of class you will have a fully-realized character that jumps off the page! Bring a 14"x17" sketchbook, 2B drawing pencils, and a Pink Pearl eraser to the first class.

Enrollment limited to 12; ages 6 to 10

D18523 Saturdays, March 4 - April 22
(7 sessions) 9:30 - 11 a.m.
No class on April 8
\$114 Members / \$126 Non-members

YOUTH DRAWING STUDIO

Erin Stahl
Skill level: ALL

Learning to draw is learning to see. Young artists are encouraged to follow their natural inclinations sketching still lifes, gallery artwork and/or self-portraits with the guidance of a seasoned professional artist. This is an experiential, open studio class that offers personal, 1:1 feedback and encouragement. Bring a 14"x17" sketchbook, 2B drawing pencils and a Pink Pearl eraser to the first class.

Enrollment limited to 12; ages 6 to 10

E18523 Saturdays, April 29 - June 3
(5 sessions) 9:30 - 11 a.m.
No class on May 27
\$82 Members / \$91 Non-members

EMBROIDERY BASICS

Jenny Stice
Skill level: ALL

Jump into the art form of embroidery, which is a great on-the-go art activity in the summer months. First you will design a summer-inspired scene like a rainbow, plant, or bird. Select your embroidery floss colors, grab an embroidery hoop, and you are off to learn the basic embroidery stitches. Gain an understanding of when to use stitches like the running stitch, back stitch, and satin stitch to best show off your design.

Enrollment limited to 12; ages 7 to 12

E026W23 Saturday, June 3
(1 session) 9:30 a.m. - 12:30 p.m.
\$42 Members / \$46 Non-members

PAINTING STUDIO

Art Center Faculty
Skill level: ALL

Experiment with a variety of acrylic painting techniques as you take your ideas from thumbnail sketches to fully-developed paintings. Learn more about composition as you paint from life and your imagination, color theory and the selection of your color palette, and brush handling tips for best results. This is a welcoming class environment for all levels of painters.

Enrollment limited to 12; ages 10 to 15

E19423 Saturdays, April 29 - May 20
(4 sessions) 10 a.m. - Noon
\$91 Members / \$101 Non-members

TWEEN DRAWING STUDIO

Erin Stahl
Skill level: ALL

Learning to draw is learning to see. Young artists are encouraged to follow their natural inclinations sketching still lifes, gallery artwork and/or self-portraits with the guidance of a seasoned professional artist. This is an experiential, studio style class that offers personal, 1:1 feedback and encouragement. Bring a 14"x17" sketchbook, 2B drawing pencils and a Pink Pearl eraser to the first class.

Enrollment limited to 12; ages 10 to 15

D18623 Saturdays, March 4 - April 22
(7 sessions) 11:30 a.m. - 1 p.m.
No class on April 8
\$114 Members / \$126 Non-members

E18623 Saturdays, April 29 - June 3
(5 sessions) 11:30 a.m. - 1 p.m.
No class on May 27
\$82 Members / \$91 Non-members

TWEEN ILLUSTRATION

Marika Wasscher
Skill level: ALL

This is a class for daydreamers and doodlers alike who want to learn to tell stories visually. We will delve deeply into character creation to come up with dynamic characters and the universe they live in and develop personal drawing styles as we go along. We will explore facial expressions, backgrounds and character poses that will culminate in the creation of a movie poster or book cover to advertise our character's stories.

Enrollment limited to 12; ages 11 to 16

D19223 Saturdays, March 4 - April 22
(7 sessions) 11 a.m. - 12:30 p.m.
No class on April 8
\$118 Members / \$130 Non-members

E19223 Saturdays, April 29 - June 3
(5 sessions) 11 a.m. - 12:30 p.m.
No class on May 27
\$86 Members / \$95 Non-members

Spring 2023 Artist-Instructor Bios

Jeanne Aaron has been teaching art to adults and children for over twenty years, helping her students achieve their creative potential in a wide variety of media. She has developed, with Dr. Jill Matsen, a multi-media preschool art curriculum based on the benefits of art education to early childhood development.

Clarice Allgood graduated from Northern Clay Center's MN NICE advanced certificate program after studying at Anderson Ranch and Penland, and completing a series of residencies. She works with both thrown and hand-built forms.

Scott Lloyd Anderson is a full time, nationally known landscape oil painter and teacher. His previous career as a magazine art director greatly informs his approach to picture-making. His work is included in the collections of the Minnesota Historical Society and many private and corporate patrons. He has won awards across the country, including San Luis Obispo, San Antonio, Colorado, Maryland and Minnesota, and he has painted in China, Italy, England, Mexico and Canada.

Bradley Benn comes to pottery after earning degrees in engineering, BSEE and BSIE, from Washington University in St. Louis, working in industry and making harpsichords. He served as Assistant Director and managed the pottery studio at Edina Art Center.

Traudi Bestler trained at the Weavers Guild of Minnesota, The Weaving School and Sievers School of Fiber Arts. She has been a teacher of weaving, dyeing and fiber arts for more than 20 years.

Sarah Bober studied fine arts at St. Olaf College. She began making jewelry in 2007 and has been selling her work at art shows and teaching classes ever since, specializing in metal art clay.

Genie Castro studied under painter Hananiah Harari at the famed Art Students League in New York. Her work is admired for its exuberance, assured use of color and bold form. Her passion for creating is matched by her passion for helping students find their own voice through making art.

Krissy Catt has been building her career in clay, with a focus on handbuilding, for more than 20 years. Besides her business, Catt Ceramics, Krissy works in the Edina Schools and with senior adults.

Alex Chinn grew up in rural Massachusetts in an old farm house with his painter mother. He was exposed to many forms of art, including clay, from early childhood. Clay became his primary artistic outlet while studying with Ron Gallas at Macalaster. In 1998 Alex formed his studio, Ceramic Chinn. Alex makes sculptures, tiles, and functional pottery, inspired by nature and daily household use.

Michele Combs is a plein air, impressionistic painter who has been painting since 1995, and teaching since 2005. She studied classical realism at the Minnesota River School of Fine Art and with nationally recognized artists.

Coco Connolly brings visual talents honed during her extensive design training to her watercolor practice, softening precise line work with impressionistic, flowing color to create the depictions of landscape, people, and environments that capture her imagination.

Kathy Creger has a passion for botanicals that began with a class at the Minnesota School of Botanical Art, studying with Marilyn Garber. Kathy's orchid illustrations appear in several international publications, including "*Orchids of Tropical America, an introduction and Guide.*" Her work is included in the permanent collection of the Eloise Butler Wildflower Garden Florilegium.

Leslie Granbeck is a felt maker and instructor in Minneapolis. Leslie loves sharing her knowledge of fibers and their magical transformation into felt, in classes full of color and creativity. Her students also receive a free workout, as feltmaking is a physical art. When not teaching, Leslie can be found in her home studio working on new fiber projects.

Sonja Hutchinson is a Signature member of the Minnesota Watercolor Society and has been painting in watercolor since 2001. Her artwork employs both traditional and non-traditional watercolor techniques.

Bill Kennealy has been professionally making fine jewelry since the mid 1970's in self employed, retail and manufacturing settings. He has been teaching classes since 1993 at colleges, art schools, small groups and one on one private lessons. Bill is a Master Jeweler with specialties in stone setting and teaching, with extensive experience in setting all types and shapes of diamonds and gem stones.

Bonnie Lauber-Westover has taught in the Minneapolis area for over 25 years at schools, colleges, and art centers. She has exhibited widely, been a juror at art competitions, and worked as a visiting artist at many art centers and schools.

Laurie Lausen is an avid rug hooker who began designing and hooking rugs in the early 70s. In the 80s she founded her studio, gallery and retail shop, The Wooly Red Rug. Laurie is one of "America's Best" in the Directory of Traditional American Crafts.

Barbara Lidfors received her Master of Fine Arts degree from Vermont College of Norwich University before moving to Germany, where she served as Assistant Adjunct Professor for Art at University of Maryland in Europe (Heidelberg) and exhibited her work in over a hundred solo and group shows throughout Germany and other countries.

Ernest Miller, Jr. is a ceramicist and sculptor with extensive teaching experience. Ernest is an exhibitor and award winner in many juried shows locally and nationally. His work is widely collected.

Visit our website for longer artist bios and links to their websites, articles and more minnetonkaarts.org/about-us/artist-instructors

Jon Neuse has been teaching for the past 25 years in a variety of media, including abstract landscape, abstract figures, collage, and monotype. Jon's work has been described as playful and childlike with an emphasis on color. His work has evolved over the years, from his early large-scale monotypes to his current exploration with 3-D accordion books.

Dorothy Odland holds a B.F.A. and M.F.A. from the U of MN. She is a founding member of the Women's Art Resources of Minnesota (WARM) and has been an exhibitor, award winner, juror and gallery lecturer for more than 25 years.

Lee Persell is the Ceramics Studio Manager for the MCFTA. She exhibits in shows and galleries throughout the Midwest and has taught at the Art Center since 1997.

Dan Petrov is a classically trained artist and instructor with more than 25 years of experience, including studying and exhibiting in Europe, Canada, and the U.S. He specializes in Renaissance and Flemish oil painting methods and modern forms of *alla prima* (wet-on-wet) painting.

Frank Picos is a Sculpture Studio Assistant at MCFTA and teaches stone carving for both youth and adults. He is a member of the Society of Minnesota Sculptors. Frank is a part-time artist and supports the Art Center with his construction experience.

Danny Saathoff is an artist and instructor who splits his time between sculptural art and jewelry design, believing that the two art forms directly influence one another. He also teaches at Carleton College.

Alan Shefland honed his visual skills as a Hollywood film editor working on TV commercials, shows and features, including many award-winning shows.

Anastasia Speer holds a B.F.A. in Ceramics from the University of South Dakota in Vermillion, South Dakota. She earned her master's degree in Art Education at the University of Minnesota in Minneapolis. She has experience teaching, assisting, and coaching young people in educational settings. Anastasia is inspired by nature in her personal work and enjoys helping her students find their own styles and inspirations for their art. She teaches the *Ceramics: Wheel & Hand* classes for youth and many of the ceramics workshops for multigenerational and family programs at the Minnetonka Center for the Arts.

Erin Stahl grew up in Fergus Falls, MN and earned her B.F.A. in Painting from Drake University. She has been a mixed media artist, graphic designer, and community art teacher for over 20 years. Her own creative work focuses on art journaling, mixed media, and watercolor. While she teaches artists of all ages, helping kids nurture their creative spark is her favorite part of teaching. Erin also serves as a Teaching Artist for Caponi Art Park in Eagan, MN.

If a class description lists "Art Center Faculty," it means that as this catalog went to print, an instructor had not yet been assigned. Please check the class description on the website or call the Registrar for more current information.

Jenny Stice graduated from MCAD with a degree in sculpture and has her K-12 Visual Arts teaching license and Master's certification from Augsburg College. Her main format of creation is crocheting, but she has formal training in sewing and felting. Her artwork is displayed privately in Minnesota and with gallery representation in Kentucky.

James Turner is an enthusiastic watercolor artist, who paints – on paper and Yupo; in his studio and *plein air*; representational and abstract. He has won best in show at plein air events and juried shows.

Katrina Ulrich trained in India with master printers and brings this traditional skill to Minnesota to share with her students. From knitting, embroidering and sewing on a treadle sewing machine as a child, to training with a master weaver and then quilting, dyeing, block printing and watercolor painting as an adult, Katrina is well rounded in many textile and art/craft skills. Her passion for India and its many craft traditions makes teaching and practicing block printing especially rewarding for her.

Julie Vogl began her glass mosaic work with stained glass in a neighborhood community class, moving up to Tiffany-style lampshades. Her desire to pursue glass in another art form led her to glass mosaics, in which she incorporates an array of other media and objects.

Marika Wasscher has a B.F.A. in industrial design and sculpture. She finds her zen place whenever she is creating something with her hands. Drawing will always be her first love but she is forever picking up new art media with which to challenge herself.

Art Weeks is an award-winning artist in a variety of mediums including pastel, oil, acrylic and watercolor. He is active in the Lake Country Pastel Society, Minnesota Watercolor Society, Outdoor Painters of Minnesota, and NorthStar Watermedia Society among others. A retired architect, he holds a B.A. in architecture from the University of Illinois and led many successful projects in the private and public sector during his career. He enjoys pastels as an artistic medium because of the rich color and combination of drawing and painting skills the medium requires.

Leo Winstead is an artist, illustrator and filmmaker based in the Twin Cities. His published work includes picture books, art for games, medical and editorial illustrations as well as designs for holiday-themed merchandise. Leo has an M.F.A. from MCAD and regularly teaches art classes in the Twin Cities.

NEW STUDENT DISCOUNT

If you've never taken a class with us before, enjoy a 10% savings on your first registration! (Details, p. 19)

Call the Registrar at 952.473.7361, x. 160 to claim this benefit! It cannot be processed online or combined with other discounts.

Class Registration

Once you’ve found the classes or workshops that interest you, reserve your spot by registering and paying as soon as possible, as some fill up quickly. Please register at least one week before the class starts.

- Register in the way that is most convenient for you:
- Online at www.minnetonkaARTS.org/classes.*
 - Stop by or call the Registrar (front desk) at 952.473.7361, x. 160. Make sure to have the class number, title and payment ready. Registrations made by phone must be paid by credit card.
 - Complete the Registration Form below and mail it to Minnetonka Center for the Arts. You can also email or fax your completed registration form to registration@minnetonkaarts.org or 952.473.7363.

Please note that class spots cannot be held without full payment and a signed liability waiver.

If a class is canceled due to insufficient enrollment, the Art Center will contact students by phone or email prior to the first class date. Students have the option to transfer into another class or receive a full refund.

If you have any questions, please call the Registrar at 952.473.7361, x. 160.

DISCOUNTS AND TUITION ASSISTANCE

Member Discount

Members of the MCFTA save 10% on every class and workshop for 12 months. An annual household membership is \$60 (\$55 age 62+) and can be purchased at the time of registration immediately applying the discount to that registration.

Early Registration Discount *

Students currently enrolled in a class may earn a one-time \$5 savings on a 4-week course or \$10 savings on a 5-week or longer course if registrations are made for the subsequent session before the early registration deadline. This discount only applies to registrations for classes in the session immediately following the session in which you are currently enrolled.

New Student Discount *

Non-member students who have never previously taken a class at MCFTA qualify for a 10% discount on their first class. This is a one-time offer on tuition only and does not extend to materials, additional fees, Summer Arts Camp, birthday parties or subsidized classes. It cannot be combined with any other offer.

* The Early Registration and New Student Discounts cannot be processed online. To claim these discounts, please register by visiting or calling the front desk at 952.473.7361, x. 160.

CANCELLATIONS

- The Art Center charges a \$5 administration fee for every registration cancellation or class transfer to cover administrative costs.
- Students canceling one week or more prior to the class start date will receive a 100% refund (minus the administration fee).

- Students canceling less than one week prior to the class start will receive a 50% refund (minus the administration fee).
- If canceling on the day the class starts or later, there is no refund.
- If canceling a workshop registration less than one week prior to the workshop date, there is no refund.
- Transfers must be made more than one week prior to a class start date and are subject to the administration fee.
- Tuition is not prorated for missed classes or for students who register late. Make-up classes are available at the discretion of the instructor.
- Late registrations may be accepted after a class has begun if space is available and with the permission of the instructor.
- **Weather-related cancellations are nonrefundable. Make-up classes will be scheduled to the best of our ability.**

NOTE: The Summer Arts Camp program has a different cancellation policy. Details available at minnetonkaARTS.org.

MATERIALS

Materials fees and model fees not included in tuition must be paid with class registration.

The course description will indicate what materials are needed. If a materials list is not mentioned or provided before the start of class, bring the supplies you have or think you might need. Your instructor will tell you if additional materials are needed.

Most class materials lists are available on our website (minnetonkaARTS.org). A list of materials available for sale at the Art Center is also viewable on our site.

Photography students should bring their own camera. Ceramics students supply their own tools and clay (which may be purchased at the Art Center). The average materials cost per session for beginners is about \$35. Firing and glazing fees are calculated by dimension and are paid at the front desk.

OPEN STUDIO POLICY

Studio privileges are available during regular building hours only to students who are currently enrolled in (and regularly attending) a class, in studios when class is not scheduled. Please see your instructor or call the Registrar for open studio hours.

SCHOLARSHIPS

Tuition assistance is available thanks to contributions to scholarship funds to help make art education available to all children and adults. Please call the Registrar at 952.473.7361, x. 160, for information and an application. Applications are due three weeks prior to class start.

CLASS SKILL LEVELS

To help students find classes with the right level of challenge, the classes in this catalog are noted with the following skill levels:

- (B) Beginner:** Student has no experience with the medium or needs a fundamental knowledge of techniques and materials.
- (AB) Advanced Beginner:** Student needs more instruction or a refresher on fundamental techniques or needs help to solve basic problems with the medium.

(I) Intermediate: Student has already completed several works in this medium and has begun exhibiting. The student is able to solve many problems independently, is developing design and composition skills and wants to try, or is experimenting with, a variety of techniques.

(AD) Advanced: Student is able to work independently and seeks critique from the instructor or peers. The student has developed a style and can discuss the concept behind the work and has begun the process of creating a resume and portfolio.

(ALL) All Skill Levels: The class is open to students of all levels.

[CORE CLASS]: A fundamental class that may be a good entry into a new medium.

The Art Center recommends that students in all disciplines take a drawing class at some point in their education.



The Minnetonka Center for the Arts is accessible to students with disabilities. If you require special assistance, please let the Registrar know at 952.473.7361, x. 160, or the Minnesota Relay Service (for the hearing impaired) at 800.627.3529 two weeks prior to class. We will be happy to accommodate your needs.

Registration Form

Minnetonka Center for the Arts

Today's Date

Name (First, Last) _____

Address _____ City/State/Zip _____

Phone Number _____ Alternate Phone _____

Emergency Contact (Name, Relationship, Phone) _____

Student Email _____

Class Number	AM PM	Class or Workshop Title	Student Name	D.O.B. (<18)	Model or Materials Fees	Tuition
TUITION SUBTOTAL						
MODEL AND MATERIALS FEES SUBTOTAL						
MEMBERSHIP (OPTIONAL)						
Subtotal						
MINUS DISCOUNTS OR SCHOLARSHIPS						
TOTAL						

METHOD OF PAYMENT ☐ Check # _____ ☐ Visa ☐ Mastercard

Account # _____ Exp. Date _____ CVV _____

Date into RE (Office use) _____

REGISTRATION & CLASS FEES All fees must be paid in full when you register. We cannot reserve space without full payment. You may register by:
Online: www.minnetonkaarts.org • **Mail:** 2240 North Shore Drive, Wayzata, MN 55391
Phone: 952.473.7361, ext. 160

Register online at
www.minnetonkaARTS.org

New student? Tell us how you discovered the Art Center? (please circle one)

- Word of mouth • Advertisement • Web Search
- Facebook • Instagram • Twitter
- Article • Catalog Mailing • Event/Exhibit
- Ridgedale • Drive by • Summer Arts Camp
- Other _____

MEMBERSHIP STATUS

Membership is encouraged but optional

- ☐ **Current Member**
- ☐ **NEW Member**
- ☐ Basic \$60 (\$55 senior discount)
- ☐ Friend \$100
- ☐ Sponsor \$250
- ☐ Patron \$1,000
- ☐ **Non-member**

Art Center Hours

Monday	9 a.m. - 4 p.m.
Tuesday	9 a.m. - 9 p.m.
Wednesday	9 a.m. - 4 p.m.
Thursday	9 a.m. - 9 p.m.
Friday	9 a.m. - 1 p.m.
Regular Saturday hours	9 a.m. - 4 p.m. (until June 7)
Saturday Summer Hours (mid-June - Aug)	9 a.m. - 1 p.m.
Sunday	Closed

The Art Center is closed these holidays: New Year's Day, Memorial Day, Independence Day, Labor Day, Thanksgiving Day, Christmas Eve Day and Christmas Day.

The Art Center is closed two weeks each year: the week before Labor Day for cleaning and maintenance and the week from Christmas Day through New Year's Day. Phone lines will be open these weeks, M-F, excluding holidays, from 9 a.m. - 4 p.m.

Weather closings will be posted to our website, news outlets, and social media. We follow the Orono Public Schools regarding closures. Weather related cancellation policy is on page 19.

Open Studio is a free benefit for currently registered students only, so they may continue artwork projects outside of class. Call the Registrar for available open studio hours.

Art Center Café Hours

The Art Center Cafe remains closed until further notice.

OUR MISSION

In the belief that the visual arts are indispensable to a healthy community, it is the mission of the Minnetonka Center for the Arts to provide teaching excellence, quality exhibitions and cultural enrichment for people of all ages, interests, and abilities.


Minnetonka Center for the Arts

2240 North Shore Drive
Wayzata, MN 55391-9347

minnetonkaARTS.org
952.473.7361, x. 160

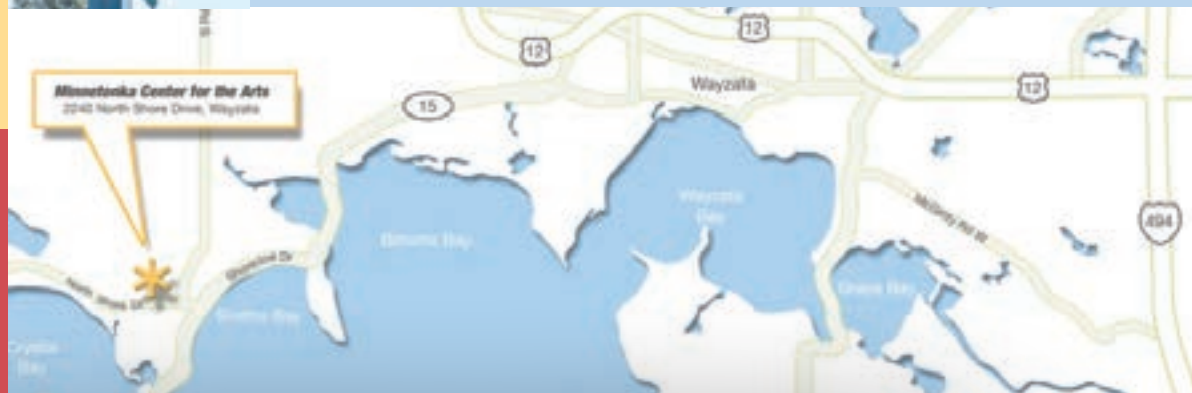
Nonprofit
Organization
U.S. Postage
PAID
Minnetonka
Center for the Arts

This activity is made possible by the voters of Minnesota through a Minnesota State Arts Board Operating Support Grant, thanks to a legislative appropriation from the arts and cultural heritage fund.



LOCATION 2240 North Shore Drive, Wayzata 55391-9347

Just 20 minutes from downtown Minneapolis, 5 minutes from downtown Wayzata
Two blocks west of the Dakota Rail Regional Trail
About 1/2 mile from the Noerenberg Gardens



/VISUALLY SPEAKING/ SPRING 2023

Minnetonka Center for the Arts

Classes / Exhibits / Outreach

NEW COVID POLICY - PLEASE READ!

Out of concern for the most vulnerable members of our community, Spring I and II students are **strongly encouraged but not required** to be up-to-date with their vaccines. All students and guests are **strongly encouraged but not required** to wear well-fitting masks at all times during their visit. Visit www.minnetonkaArts.org to review current COVID-19 policies and the liability release all students are required to sign when registering.

Spring Courses at MCFTA / PAGES 8 - 17

Exhibits and Openings / PAGE 2

Artwork by Bonnie Lauber-Westover

Everyone is welcome
at the Art Center!

