

/VISUALLY SPEAKING/

SUMMER
2023

Minnetonka Center for the Arts

Classes / Exhibits / Outreach

**Visual arts education for all ages,
interests, and abilities**

ESSENTIAL DATES

ABSTRACT*

April 13 - May 12

Summer I classes

June 19 - July 22

*Registration opens Monday, May 15, Noon
Early registration discount ends May 27***

Summer II classes

July 24 - August 26

*Registration opens Monday, May 15, Noon
Early registration discount ends July 1***

Summer Arts Camp

June 12 - August 25

Register Today!

FALL I classes

September 5 - October 28

**Free and open to the public*

***Discount for currently enrolled students (details page 19)*

Summer Classes / PAGES 8 - 17

Exhibits Update

Free and open to the public / PAGE 2

Artist Spotlight

Jon Neuse / PAGE 5

Class Registration Instructions / PAGE 19

Red City 2022 by Jon Neuse

Exhibits Update

Exhibits and opening previews are free and open to the public. Our facility is fully accessible to ensure that the visual arts are available to everyone.

Original artwork is available for viewing and purchase at the Minnetonka Center for the Arts in the gallery, throughout the building and at Ridgedale Center. To purchase artwork at the Art Center,

stop by the front desk. To purchase artwork exhibited through Partners in Art at Ridgedale, contact Bob Bowman at bbowman@minnetonkaarts.org or 952.473.7361 x. 170.

Arts of the Holidays Show Volunteers: Thank You!

We'd like to say a huge "thank you!" to all our 2022 Arts of the Holidays Volunteers who assisted shoppers and helped with the set-up. Your contributions of enthusiasm and time made this event possible:

- | | |
|------------------|-------------------|
| Josh Altman | Lori Jacobson |
| Patti Altman | Natalie Kennedy |
| Ginge Anderson | Sandy Larson |
| Terry Ankeny | Marilee Mahler |
| Kim Baumler | Bobbie McMonagle |
| Erin Berg | Judy Platt Nelson |
| Maryalice Brenk | Kirk Nelson |
| Krissy Catt | Deb O'Conner |
| Jean Anne Chez | Barb Pamperin |
| Lauren Cohen | Sandy Pasmanter |
| Kathleen Conklin | Pepper Pepperwolf |
| Mary Czech | Robyn Peterson |
| Joan Dayton | Chris Rieffer |
| Marlene Doak | Judy Rodewald |
| Peg DuBord | Bonnie Ronning |
| Raelee Edgar | Sharon Salzl |
| Pam Fechter | Judy Schmeling |
| Diane Hass | Kiera Schmeling |
| Bonnie Hector | Sandy Setterholm |
| Nancy Hickok | Brenda Shutes |
| Karen Hill | Debra Stealey |
| Chris Hrusovsky | Jane Stern |
| Claire Hrusovsky | Carrie Svendahl |
| Shannon Ingstad | Rachel Traynham |
| Lisa Iserman | Lowell Vogen |
| Benton Jackson | Julie Vogl |
| Karin Jacobs | Louise Wahl |

A special thank you to our volunteer Volunteer Coordinator, Maryalice Brenk. If you would like to get involved, contact her at mmbrenk9@gmail.com. Thank you to everyone who worked, shopped and spread the news about this event, supporting artists and arts programming in our community!



2023 MEMBERS' SALON UPDATE

Due to staffing and time constraints, we have made the difficult decision not to present a members' show this spring. We look forward to reprising the Members' Show next year.

/VISUALLY SPEAKING/

Summer 2023

CONTENTS

1	Essential Dates
2	Exhibits Update
3	Director's Note
4	Thank You Donors / Welcome Members
5	Artist Spotlight
6	Classes at a Glance
7	Summer Arts Camp at a Glance
8-17	Class Descriptions
18	Artist-Instructor Bios
19	Registration Details
20	Art Center Hours / Mission / Location

BOARD OF DIRECTORS (as of 12/22/2022)

CHAIR	Jim Schwert
VICE CHAIR	Curt Paulsen
SECRETARY	Sarah Gibson
TREASURER	Gary Lasché
MEMBERS AT LARGE	Laura Bernstein Barbara McBurney Martha McLaughlin Jackie Peterson Joan Suko

ART CENTER STAFF

EXECUTIVE DIRECTOR	Roxanne Heaton, x. 150 rheaton@minnetonkaarts.org
EXHIBITS & ADULT PROGRAM DIRECTOR	Robert Bowman, x. 170 rbowman@minnetonkaarts.org
CHILDREN & YOUTH PROGRAM DIRECTOR	Ruth Mason, x. 190 rmason@minnetonkaarts.org
MARKETING & COMMUNICATIONS DIRECTOR	Open Position
FINANCE DIRECTOR	Mary Larson, x. 130 mlarson@minnetonkaarts.org
ACCOUNTING ASSOCIATE	Lisa Iserman, x. 180 liserman@minnetonkaarts.org
CERAMICS STUDIO MANAGER	Lee Persell, x. 140 lpersell@minnetonkaarts.org
DEVELOPMENT ASSOCIATE	Susan Weir, x. 100 sweir@minnetonkaarts.org
REGISTRARS	registration@minnetonkaarts.org Tracey Hillesheim, x. 160 thillesheim@minnetonkaarts.org Open Position
GUEST SERVICES	952.473.7361, x. 160 registration@minnetonkaarts.org
VOLUNTEER OPPORTUNITIES	Maryalice Brenk mmbrenk9@gmail.com
WEBSITE	minnetonkaARTS.org
FACEBOOK	facebook.com/artcentered
TWITTER	@Mtkacenter4arts
INSTAGRAM	minnetonkaarts



DIRECTOR'S NOTE

Dear Friends,

Summer is my favorite time at the Art Center! Registration for our award-winning Summer Arts Camp program has been brisk and we look forward to the return of our campers. While it puts some stresses on our systems and infrastructure, the energy and enthusiasm the children bring to our studios is a delightful addition. If you are one of our regular summer adult students, please join me in welcoming the campers and their parents!

If you are new to the Art Center this summer, you've chosen a great time to become part of one of the most vibrant art centers in the country. The summer is the perfect time to sample the Art Center's programs and services. Our adult series classes are shorter in duration...most classes are 4 or 5 weeks long...and we have an abundance of workshops that range from a couple of hours to a couple of days. Our Summer Camp program is one of the most flexible programs in town offering ½ day to multi-week classes. All in all, we have a great summer season planned so I hope you will find a way to participate.

MARK YOUR CALENDARS:

If you are a member of Art Center, you are invited to the Annual Meeting to be held on July 26th at 3:30PM in the Murphy Room. We'll spend an hour or so recapping the year, electing board officers, and welcoming new members. Plus we'll celebrate the past year and talk about our plans for the future. It's a great chance to meet our hardworking board members and staff as well as hear about what the next year has in store. Please join us!

I also want to extend our deepest appreciation to those who gave so generously in response to our annual appeal. Each spring and fall, we ask those closest to us to give a gift to the annual fund over and above their membership support. Thankfully, many respond generously which, in addition to grants, helps keep our classes affordable and enables us to continue our outreach programs. Since the fees paid for our classes cover only about 65% of the cost of delivering them, this support is critical. So if you haven't given...it's not too late. Just send us a check or give us a call with a credit card number and we will be happy to process your tax deductible contribution TODAY!

Enjoy the sunny days that are sure to follow and I hope you'll keep the Art Center in your summer plans. Stop by to see an exhibit, check out our studios or visit the retail shop. All are welcome!

Regards,

Roxanne L. Heaton, Executive Director

COVID SAFETY

- AS OF THIS WRITING, SUMMER I AND SUMMER II STUDENTS ARE STRONGLY ENCOURAGED BUT NOT REQUIRED TO BE UP-TO-DATE WITH THEIR VACCINES. SEE WWW.MINNETONKAARTS.ORG FOR MORE INFORMATION.
- All students and guests are encouraged but not required to wear well-fitting masks at all times during their visit.
- Touchless hand sanitizers and washing stations are available in all studios and in the restrooms.
- All public areas are cleaned and sanitized daily.
- Out of concern for your fellow students:
If you test positive, but are symptom-free, do not attend class for 5 days. If you are experiencing symptoms, do not attend class for 5 - 10 days (depending on the severity of your symptoms). Visit cdc.gov for more information and specific isolation guidelines. Thank you, in advance, for respecting these important protocols.

THANK YOU.

THANK YOU TO ALL WHO MADE MEMBERSHIP, PROJECT, SPONSORSHIP, CORPORATE, OPERATING AND CAPITAL GIFTS TOTALING \$150 OR MORE AND ALL IN-KIND AND MEMORIAL GIFTS BETWEEN DECEMBER 1, 2022 - FEBRUARY 28, 2023.

\$10,000

Mithun Family Foundation/
Raymond and Mary Mithun

\$5,000 - 7,000

Anonymous
Joan Dayton
Fidelity Charitable/Catherine and
Kenneth Zimba Charitable Fund/
Catherine and Kenneth Zimba
Jolan 1969 Trust/John C. MacMillan
and Nicole Berlin
Tom Lowe
John C. MacMillan and Nicole Berlin
Barbara McBurney
Mr. Kent Severson
and Ms. Sally J. Wagner

\$2,000 - 4,999

Mary S. Bowman
Fidelity Charitable/Rhonda and Rory
O'Neill Fund/Rhonda
and Rory O'Neill
Minnesota State Arts Board
Molinaro Family Charitable Foundation/
Michele Alberg
James and Caroline Schwert
The Head Family Foundation/
Martha M. Head

\$1,000 - 1,999

2 Anonymous Donors
Patti and Larry Altman

Leith Barry
Jacqueline Byers
LuAnn Conroy
Tobin and Mae Dayton
Fidelity Charitable/LHG Charitable Fund/
Linda H. Garrett
Kay and Owen Gregg
Libby and Morse Leavenworth
Andrea and George Michaelsen
Mr. Edgar T. Savidge
The Crosswols Foundation/Ellie Crosby
The Minneapolis Foundation/Leland T.
Lynch and Terry Saario Fund/
Leland T. Lynch and Terry Saario
The Windibrow Foundation/Ralph Weeks
and Margherita G. Harris
Louise Turkula and John Fox

\$500 - 999

Carl and Lynn Beihl
Pete Bissonette
Boba Tonka Bubble Tea
Ms. Rae A. Carter and Mr. Lowell Schwab
Patricia and John Case
Edward and Sherry Ann Dayton
Mr. Robert Grider
H. William Lurton Foundation/
Mr. H. W. Lurton
Lakeside Wine and Spirits
Gary Lasche and Nancy Nechas-Lasche
Adele Lennig
Ken and Teresa Rowe

Schwab Charitable/Cathryn Kennedy
Fred Wall and Bobbie Molck-Ude
Jill and Scott Wine

\$150 - 499

2 Anonymous Donors
Karen Beardsley
Randy and Marcy Betcher
Kim Bowman
Susan Breckner
Rebecca Cafferata
Brooks Chandler
Guy and Katie Childress
Carrie Dellinger
Mary C. Dolan
Megan and Thomas Eakins
Barbara Elton
Mrs. Mary Emerick
Evie and Jeff Engler
Fidelity Charitable/The Michael and Ann
Brilley Charitable Giving Account/
Mike and Ann Brilley/Fjelstul
Charette Charitable Giving Fund/
Sarah Fjelstul and Francois Charette
James and Kathy Ganley
Linda H. Garrett
Jan and Lynne Gasterland
Molly Golden
Pratibha Gupta
John and Julie Hallquist
Valorie and Jerry Harlow
Roxanne and Berton Heaton

David and Julaine Heit
Bill and Carol Hoffmann
Carol Holderness
Cathe Jacobi
Karin Jacobs
Bob and Linda Jodan
Lisabeth Joy
Mr. and Mrs. Joe Kandiko
Amy and Dave Klump
Kirsten and Alan Langohr
Susan Manchester
Mightycause Charitable Foundation
Ms. Ellen Olson
Suzanne Olson
Sandra Palesch
Jackie and Wayne Peterson
Robert Savage
Schwab Charitable/CWJ-ACJ Charitable
Fund/Charles and Ann James
Mike and Colette Sulser
The Ferris Family Foundation/
Karen Beardsley
The Minneapolis Foundation/
Hawn Family Fund/Van
and Liz Hawn
Rachel and Mark Traynham
Julie and Frank Vogl
Elaine Wallace
Ralph Wawrzyniak
Art and Nancy Weeks
Liz and Ken Weir

Fremajane Wolfson
Mark and Ann Young
Nancy and Rick L. Zinter

MEMORIAL AND TRIBUTE CONTRIBUTIONS

In Honor of Robert Bowman

Kim Bowman

In Memory of John Alberg

Molinaro Family Charitable
Foundation/Michele Alberg

CORPORATE CONTRIBUTIONS

Boba Tonka Bubble Tea
Lakeside Wine and Spirits

FOUNDATION CONTRIBUTIONS

Fidelity Charitable/The Michael and
Ann Brilley Charitable Giving
Account/Mike and Ann Brilley/
Fjelstul Charette Charitable Giving
Fund/Sarah Fjelstul and Francois
Charette/LHG Charitable Fund/Linda
H. Garrett /Rhonda and Rory O'Neill
Fund/Rhonda and Rory O'Neill/
Catherine and Kenneth Zimba
Charitable Fund/Catherine and
Kenneth Zimba

H. William Lurton Foundation/
Mr. H. W. Lurton
Jolan 1969 Trust/John C. MacMillan
and Nicole Berlin
Mightycause Charitable Foundation
Mithun Family Foundation/
Raymond and Mary Mithun
Molinaro Family Charitable Foundation/
Michele Alberg
Schwab Charitable/CWJ-ACJ Charitable
Fund/Charles and Ann James /
Cathryn Kennedy
The Crosswols Foundation/Ellie Crosby
The Ferris Family Foundation/
Karen Beardsley
The Head Family Foundation/
Martha M. Head
The Minneapolis Foundation/Hawn
Family Fund/Van and Liz Hawn/
Leland T. Lynch and Terry Saario
Fund/Leland T. Lynch and Terry
Saario
The Windibrow Foundation/Ralph Weeks
and Margherita G. Harris

Welcome and thank you to all new and renewing members (December 1, 2022 - February 28, 2023)

PATRON (\$1,000)

Anonymous
Patti and Larry Altman
James and Caroline Schwert

SPONSOR (\$250-999)

Patricia and John Case
Mary C. Dolan
Linda H. Garrett
Karin Jacobs

FRIEND (\$100-249)

Carl and Lynn Beihl
Mrs. Kathleen Brady
Cathy and Daniel Bujold
Rebecca Cafferata
Kathleen Carey and Jerome L. Kroll
Ms. Doris Cogelow
Ms. Kathleen Conklin
Jan and Lynne Gasterland
Ms. Josephine Geiger
Mary and Larry Gillette
Mr. Tom Hessel
Mrs. Gail Jandi
Mr. Warren C. Liebenow
Ms. Marianne E. Merriman
Andrea and George Michaelsen
Cassandra and Phillip Ordway
Laun and Ruth Sanderson
Judith Schmeling
Nell and Chris Smith
Elaine Wallace
Mrs. Beth Zylstra

BASIC (\$55-99)

Anonymous
Mr. and Mrs. Roland Aberg
Ms. Jessica Albrecht
Ms. Mary K. Anderson
Ms. Karen Bergstrand
Ms. Traudi Bestler

Mr. Greg Bode
Jeff and Brenda Boehler
Mr. Paul Bohman
Mrs. Lane Brooks
Mr. David Bujold
Ms. Kathryn Carlson
Judy A. and David Carmein
Mrs. Maureen Cater
Ms. Kate Cunningham
Timothy and Rhonda K. Current
Ms. Nancy Dahlof
Mr. Alan Diamond
Ms. Nicola Dixon
Nancy and Steven Dolan
Mrs. Naomi Doriott Larson
Ann M. Dryer
Ms. Rita Dungey
Barbara and James Elder
Mrs. Nicole Ellos
Mrs. Mary Emerick
Evie and Jeff Engler
Ms. Thora Eriksmoen
Ms. Elizabeth Flynn
Tom and Michele Frahm
Mr. and Mrs. Scott Glatstein
Ms. Audrey Goldfarb
Fidelity Charitable/Gove Family DAF/
Susan and Channing Gove
Mrs. Anissa Gurstel
Ms. Allie Hafez
Ms. Shelly Harrington
Dr. Cris Hartnett
Ms. Barbara Haugen and Mr. Charles
Horowitz
Mr. Christopher Hayes
Mrs. Kathryn Hays
Ms. Kathleen Henderson
Mrs. Deborah Houston
Ms. Sarah Hrusovsky
Mr. Jason Jereczek
Kathryn and Jeff Johnson

Ms. Wendy Johnson
Ms. Lisa Jonas
Ms. Karen Kahler
Ms. Orsolya Kalmar
Mrs. Sue H. Kim
Ms. Catherine Kopka
Mrs. Aimee Krebsbach
Mrs. Ladonna Krumholz
Ms. Jeannie Larson
Ms. Mary Larson
Gary Lasche and Nancy Nechas-
Lasche
Libby and Morse Leavenworth
Mrs. Cynthia Lilly
Mr. Roy Lyford-Pike
Mr. Hans Madland
Ms. Jody Masciopinto
Ms. Laura McCullough
Ms. Martha Meyer
Jim and Louise Millis
Ms. Elizabeth Moriarty
Ms. Katie Nyhusmoen

Miss Amy Oeth
Ms. Barbara Ogle
Ms. Alice Okrent
Mr. John O'Leary
Ms. Mollie Olsen
Ms. Ellen Olson
Mrs. Ginny Palmer
Ms. Sandy Pasmantier
Mrs. Rebecca Passi
Ms. Diane H. Pearson
Mr. Jonathan Pederson
Ms. Katie Peitersen
Mr. Dan Petrov
Ms. Theresa Pirich
Ms. Janet Pool
Patricia and Michael Reinert
Ms. Emily Robare
Mr. and Mrs. David Robertson
Ms. Roberta Rosenberg
Mr. Lou Rusin
Ms. Sharon Salzl
Mrs. Emily Savage

Mrs. Andrea Sawers
Ms. Stephanie Sawvel
Kurt and Julie Scheurer
Ms. Beth Scott
Ms. Sherry Sheahan
Mrs. Mariana Shulstad
Mrs. Brenda Shutes
Ms. Linda Siegel
Mrs. Leigh Smith
The Minneapolis Foundation/Leland
T. Lynch and Terry Saario Fund/
Leland T. Lynch and Terry Saario
Lisle and Steve Thielbar
Mrs. Melissa Vilett
Ms. Dawn Vittur-Berglund
Ms. Louise Wahl
Missy Walk
Ms. Kathe White
Natalie Wise
Carol and Robert Zartner
Ms. Joanna Zawisak

Membership Benefits

\$60 BASIC HOUSEHOLD MEMBERSHIP (\$55 FOR SENIORS - AGE 62+)

- 10% discount on classes for all household members
- Invitations to special exhibit openings and events
- Eligibility to enter Members' shows and exhibits
- Higher commissions on sales of member-exhibited art
- \$10 discount on membership at the Walker Art Center

\$100 FRIEND MEMBERSHIP

- All the benefits listed above, plus a coupon for free coffee and baked good in the Café when it reopens

\$250 SPONSOR MEMBERSHIP

- All the benefits listed above, plus a coupon for a free lunch for two in the Café when it reopens

\$1000 PATRON MEMBERSHIP

- All the benefits listed above, plus free use of the Henrietta Murphy Room once a year
- Acknowledgment on our Patron's Plaque

All gifts of \$150 a year or more are acknowledged in *Visually Speaking* and the annual report. All donors of a cumulative total of \$1,000 or more during the year are honored on the Patron's Plaque in the main lobby.

Walker Art Center members receive a \$10 discount off a Minnetonka Center for the Arts membership. MCFTA members receive a \$10 discount off a Walker Art Center membership.

To join, renew or purchase your membership, call 952.473.7361, x. 160 or go to minnetonkaARTS.org and select BECOME A MEMBER.

Mind the Gap

We rely on donations from individuals, foundations, corporations and organizations to help bring the arts to our community
Donate today!

Tuition

Only covers 65% of the cost of a class

Support the Minnetonka Center for the Arts anytime, anywhere. For your convenience, you can create a registration profile on our website, www.minnetonkaARTS.org and login. You will be able to login anytime to review or print your giving history.

ARTIST SPOTLIGHT

Jon Neuse

Afraid of color?? Not Jon Neuse!! Line, shape, depth and value are all important artistic elements, but the playfulness of colors and how they interact elicit an emotional response from him. He approaches his work in a whimsical way, fascinated by the ways that form and color work together and at the same time compete with one another for our attention.


Though his role as an artist began later in life (he had many prior career iterations; Jon worked in corporate America, led seminars in development, and taught at the University level), it was during his childhood on a hot summer day in Texas that he discovered his fascination with color. Smearing his mother's red lipstick onto a wall proved to be a seminal

experience, and laid the groundwork for his artistic endeavors. Life experiences, including his youth in Texas, travel, several marriages, multiple careers and a stint in the Peace Corps in Afghanistan during the 60s, have all played an important role in Jon's art. These experiences enter his work as memories, naturally bleeding into his thought process.


“ I tell my students to make the sky red if you want to. It's your painting. ”

People, faces, landscapes and non-objectual abstracts become subject matter for Jon. Over the years he has worked with watercolors, oils, acrylics, collages and on an intaglio press which has had for 20+ years. Experimentation with these mediums led to a series of circus prints, which, a year into working on them, he realized were actually about his family. At the time, he had teenagers, a wife, and parents, and all of the daily life issues that go along with family. Says Jon, “the circus is full of

danger and excitement and opportunity. It spoke well to our issues.” He's recently developed an interest in smaller collages and accordion books, which tend to be more intimate. The smaller scale draws the viewer in and forces them to examine the work more closely. Remembered experiences are his preferred subject matter – he completes work in his studio relying solely on his recollection of places and events, and the titles become an explanation of where these places are.



Battleground, monotype



Queen's Screen, collage



Three Women, oil on paper

Recently, Jon created bodies of work that focus on relationships (marriage and divorce), contemporary events (Roe v. Wade and mass shootings) and solitary moments (gender and cancer). Generally, he works on several pieces at a time, which inevitably lead to the different pieces and media influencing each other.

When asked what advice he would give to his younger self, Jon replied “just do a lot of work! Learn from each piece, and learn how to talk about the art you're making so you can be critical about it; you have to be able to sit back and talk about what is working and what's not. Enjoy what you're doing!” With that advice, it's not surprising that Jon sees himself as more of a teacher than an artist. Learn more about Jon and his playful approach to artmaking in one of his current classes: *Abstract Painting, Color Workshop for Painters, Creating Collages with an Artistic Voice, a field trip, Exploring Minneapolis Art and the NEW! Painting Abstract Landscapes.*

Summer 2023 Class Schedule

AFFILIATED ARTS		PAGE	ARTIST-INSTRUCTOR	SUMMER I	SUMMER II	TIME	MON	TUE	WED	THU	FRI	SAT
Exploring Minneapolis Art		8	Neuse		G43823	1:00 PM - 4:00 PM				•		
CERAMICS		PAGE	ARTIST-INSTRUCTOR	SUMMER I	SUMMER II	TIME	MON	TUE	WED	THU	FRI	SAT
Introductory To Advanced Studio Lab		8	Allgood	F90323	G90323	9:30 AM - 12:30 PM	•					
Pottery in the Making		8	Persell	F90523		9:30 AM - 12:30 PM		•				
Beginning/Intermediate Pottery [CORE CLASS]		8	Persell	F90023		6:00 PM - 9:00 PM		•				
Ceramic Sculpture (AM)		9	Catt	F94423		9:30 AM - 12:30 PM			•			
Ceramic Sculpture (PM)		9	Catt	F94123		1:00 PM - 4:00 PM			•			
Throwing Foundations NEW!		9	Mattson		G93923	9:30 AM - 12:30 PM			•			
Exploring Clay		9	Persell	F90623		9:30 AM - 12:30 PM				•		
Pouring Vessels: Teapot and Coffee Pot		9	Miller	F97623		6:00 PM - 9:00 PM				•		
Going Big		9	Miller		G97623	6:00 PM - 9:00 PM				•		
Beginning/Intermediate Ceramics [CORE CLASS]		9	Benn	F92223	G92223	9:30 AM - 12:30 PM					•	
Stoneware and Porcelain		9	Allgood	F91823	G91823	9:30 AM - 12:30 PM						•
DRAWING		PAGE	ARTIST-INSTRUCTOR	SUMMER I	SUMMER II	TIME	MON	TUE	WED	THU	FRI	SAT
Summer Drawing Studio [CORE CLASS]		9	Lidfors	F41323	G41323	1:00 PM - 4:00 PM	•					
Figure/Life Drawing NEW!		9	Schweiger	F45523		1:30 PM - 4:00 PM				•		
FIBER ARTS		PAGE	ARTIST-INSTRUCTOR	SUMMER I	SUMMER II	TIME	MON	TUE	WED	THU	FRI	SAT
Tapestry Design and Weaving		10	Bestler	F70523		9:30 AM - 12:30 PM		•				
Folk Art Rug Hooking		10	Lausen	F71223	G71223	1:00 PM - 4:00 PM			•			
Inkle Loom Weaving		10	Bestler		G71823	9:30 AM - 12:30 PM				•		
MULTIGENERATIONAL FIBER ARTS		PAGE	ARTIST-INSTRUCTOR	SUMMER I	SUMMER II	TIME	MON	TUE	WED	THU	FRI	SAT
Adventures in Weaving		10	Baron	F018W23		9:30 AM - 12:30 PM						6/17, 6/24
Saori Weaving Workshop NEW!		10	O'Brien		G727W23	9:30 AM - 12:30 PM					8/4	
JEWELRY		PAGE	ARTIST-INSTRUCTOR	SUMMER I	SUMMER II	TIME	MON	TUE	WED	THU	FRI	SAT
Intermediate Jewelry Studio		11	Juelich	F84023	G84023	6:00 PM - 9:00 PM		•				
Metal Clay Jewelry: Silver		11	Bober	F86023		6:00 PM - 9:00 PM		•				
Nature-Inspired Jewelry NEW!		11	Bober		G85923	6:00 PM - 9:00 PM		•				
Metal Clay Jewelry: Copper And Bronze		11	Bober	F86223		6:00 PM - 9:00 PM				•		
Torch-Fired Silver Clay Jewelry NEW!		11	Bober		G86623	6:00 PM - 9:00 PM				•		
PAINTING		PAGE	ARTIST-INSTRUCTOR	SUMMER I	SUMMER II	TIME	MON	TUE	WED	THU	FRI	SAT
Abstract Painting - Summer I		12	Meier	F49623		9:00 AM - 12:00 PM	•					
Abstract Painting - Summer II		12	Neuse		G49723	9:00 AM - 12:00 PM	•					
Intermediate/Advanced Painting Studio		12	Odland	F41423	G41423	9:30 AM - 12:30 PM		•				
Pastel Landscape [CORE CLASS]		12	Weeks	F47523	G47523	9:30 AM - 12:30 PM		•				
W Watercolor: Focus on Nature		12	Connolly	F43123	G43123	9:30 AM - 12:30 PM		•				
Beginning/Intermediate Painting Studio [CORE CLASS]		12	Odland	F41523	G41523	1:00 PM - 4:00 PM		•				
Botanical Art: Early Summer Garden		13	Creger	F44323		1:00 PM - 4:00 PM		•				
Botanical Art: Late Summer Garden		13	Creger		G44323	1:00 PM - 4:00 PM		•				
Learn to Paint from the Masters NEW!		13	Kluever	F48023	G48023	6:00 PM - 9:00 PM		•				
Painting Abstract Landscapes NEW!		13	Neuse		G49823	6:00 PM - 9:00 PM		•				
W Watercolor: Working From Photos		13	Hutchinson	F42523	G42523	9:30 AM - 12:30 PM			•			
Painting Stories		13	Lidfors	F40323	G40323	1:00 PM - 4:00 PM			•			
W Watercolor Studio: Refining Skills		13	Hutchinson	F43323		1:00 PM - 4:00 PM			•			
Plein Air Painting		14	Copeland	F46223		1:00 PM - 4:00 PM			•			
W Watercolor Foundations [CORE CLASS]		14	Weeks	F42023	G42023	9:30 AM - 12:30 PM				•		
W Bold Watercolors NEW!		14	Guha	F43723	G43723	6:00 PM - 9:00 PM				•		
PHOTOGRAPHY		PAGE	ARTIST-INSTRUCTOR	SUMMER I	SUMMER II	TIME	MON	TUE	WED	THU	FRI	SAT
Making Photographs		14	Faculty	F61023	G61023	9:30 AM - 12:30 PM			•			
SCULPTURE		PAGE	ARTIST-INSTRUCTOR	SUMMER I	SUMMER II	TIME	MON	TUE	WED	THU	FRI	SAT
Stone Carving Beginning/Intermediate		15	Picos	F82923	G82923	12:30 PM - 3:30 PM				•		
WORKSHOPS FOR ADULTS		PAGE	ARTIST-INSTRUCTOR	SUMMER I	SUMMER II	TIME	MON	TUE	WED	THU	FRI	SAT
Glass Mosaics		16	Vogl	F969W23		9:00 AM - 12:30 PM			6/21, 6/28			
Exploring Underglazes		16	Speer	F921W23	G921W23	1:00 PM - 4:00 PM					6/23, 8/11	
Drawn to Color: Drawing with Colored Pencils		16	Lauber-Westover	F472W23		9:00 AM - 12:00 PM	6/26				6/30	
Freeing Abstraction!		16	Castro	F430W23	G430W23	9:30 AM - 4:00 PM		6/27, 8/1				
Exploring Gouache NEW!		16	Dingler	F400W23		9:30 AM - 3:30 PM				6/29		
Intro to Indian Hand Block Printing		16	Ulrich	F731W23	G731W23	9:30 AM - 1:30 PM						7/8, 8/14
Sculpting with "Paper Clay" NEW!		16	Pearson	F809W23		9:30 AM - 3:30 PM			7/12	7/13		
Kumihimo: Beaded Japanese Braiding		16	Bestler	F767W23		10:00 AM - 3:00 PM				7/13		
Mud Resist Printing with Indigo		17	Ulrich	F733W23		9:30 AM - 12:30 PM					7/14	7/15
Torch-Fired Silver Clay Jewelry NEW!		17	Bober	F866W23		9:30 AM - 12:30 PM						7/15, 7/22
W Adventures in Watermedia		17	Hutchinson	F435W23		9:00 AM - 4:00 PM				7/20		
Impressionistic Color NEW!		17	Winstead	F409W23		9:00 AM - 5:30 PM				7/20		
Pen and Ink and Color NEW!		17	Dingler		G401W23	9:30 AM - 3:30 PM				8/3		
Color Workshop for Painters		17	Neuse		G439W23	9:00 AM - 12:00 PM					8/18	8/19
Savoring Summer: Flower Arranging		17	Persell		G319W23	10:00 AM - 12:30 PM					8/18	
Creating Collages with an Artistic Voice		17	Neuse		G437W23	9:00 AM - 12:00 PM			8/23	8/24		

See page 18 for Artist-Instructor bios

W Watch for this symbol throughout this catalog for watercolor options!

summer arts camp 2023 at a glance

WEEK 1 JUNE 12-16	Group A: Ages 5-6		Group B: Ages 7-9		Group C: Ages 10-12		Group D: Ages 13-15	
	9 a.m. - Noon	1 - 4 p.m.	9 a.m. - Noon	1 - 4 p.m.	9 a.m. - Noon	1 - 4 p.m.	9 a.m. - Noon	1 - 4 p.m.
MON-FRI	Learn about our instructors at minnetonkaARTS.org/about-us/artist-instructors		B200AM23 Animal Comics	B200PM23 Mixed-Media Art (Paper & Paint)	C300AM23 Nature Designs	C300PM23 Fantastic Art	D400AM23 C+D Paint Expressions (Abstract)	D400PM23 Drawing Studio
WEEK 2 JUNE 19-23	Group A: Ages 5-6		Group B: Ages 7-9		Group C: Ages 10-12		Group D: Ages 13-15	
MON	A100AM23 Rainforest Gifts (Paint)	A100PM23 Rainforest Gifts (Mixed Media)	B201AM23 Kinetic Sculpture	B201PM23 A Painter's Palette	C301AM23 My Bedroom Rocks	C301PM23 Art Imagined	D401AM23 Inspired Illustrations	D401PM23 Jewelry Studio
TUE	A101AM23 Comic Arts	A101PM23 Budding Painters (Portraits)						
WED	A102AM23 Aquatic Animals	A102PM23 Seed Art						
THU	A103AM23 Pop Prints (Uncommon Objects)	A103PM23 Sculpture Basics (Animals)						
FRI	A104AM23 Phineas and Ferb	A104PM23 My Father's Dragon						
WEEK 3 JUNE 26- JUNE 30	Group A: Ages 5-6		Group B: Ages 7-9		Group C: Ages 10-12		Group D: Ages 13-15	
MON - FRI			B202AM23 Personal Pottery	B202PM23 Drawing Skills	C302AM23 Drawing Essentials	C302PM23 Global Pottery	D402AM23 Drawing from Nature	D402PM23 C+D Stone Carving
WEEK 4 JULY 5-7	Group A: Ages 5-6		Group B: Ages 7-9		Group C: Ages 10-12		Group D: Ages 13-15	
MON	NO CAMP — Due to the July 4th Holiday							
TUES	NO CAMP — Due to the July 4th Holiday							
WED			Sampler FS01AM23 Color Lab B+C	Sampler FS01PM23 Still Life Drawing B+C	Sampler FS01AM23 Color Lab B+C	Sampler FS01PM23 Still Life Drawing B+C		
THU			Sampler FS02AM23 Happy Watercolors B+C	Sampler FS02PM23 Mosaic Art B+C	Sampler FS02AM23 Happy Watercolors B+C	Sampler FS02PM23 Mosaic Art B+C		
FRI			Sampler FS03AM23 Acrylic Horizons B+C	Sampler FS03PM23 Print Patterns B+C	Sampler FS03AM23 Acrylic Horizons B+C	Sampler FS03PM23 Print Patterns B+C		
WEEK 5 JULY 10-14	Group A: Ages 5-6		Group B: Ages 7-9		Group C: Ages 10-12		Group D: Ages 13-15	
MON-FRI			B203AM23 Just Fabulous	B203PM23 Pop Art Play	C303AM23 Collage It!	C303PM23 Ceramics - Wheel & Hand (10 DAYS) Week 1	D403AM23 C+D Clay Surface Design	D403PM23 C+D Thrift Thread Makeover
WEEK 6 JULY 17-21	Group A: Ages 5-6		Group B: Ages 7-9		Group C: Ages 10-12		Group D: Ages 13-15	
MON-FRI			B204AM23 Magical Clay Creatures	B204PM23 Mixed-Media Art (Off the Wall)	C304AM23 Print & Paint Paradise	C303PM23 Ceramics - Wheel & Hand (10 DAYS) Week 2	D404AM23 Mixed-Media Studio	D404PM23 C+D Living in Color
WEEK 7 JULY 24-28	Group A: Ages 5-6		Group B: Ages 7-9		Group C: Ages 10-12		Group D: Ages 13-15	
MON	A105AM23 It's a Small World (Paint)	A105PM23 It's a Small World (Mixed Media)	B205AM23 Clay at Play	B205PM23 Drawing Skills	C305AM23 Watercolor Scenes	C305PM23 Handmade Jewelry	D405AM23 C+D Paint Expressions (Nature)	D405PM23 C+D Dining in Style (Clay)
TUE	A106AM23 Drawing Basics (Still Lifes)	A106PM23 Budding Painters (Splatter)						
WED	A107AM23 Animals in Flight	A107PM23 Garden Art						
THU	A108AM23 Pastel Play	A108PM23 Sculpture Basics (House)						
FRI	A109AM23 Encanto	A109PM23 Mary Poppins						
WEEK 8 JULY 31- AUG 4	Group A: Ages 5-6		Group B: Ages 7-9		Group C: Ages 10-12		Group D: Ages 13-15	
MON-FRI			B206AM23 Watercolor Fun	B206PM23 Building Worlds	C306AM23 Sculpt It!	C306PM23 Drawing Essentials	D406AM23 C+D In the Art Studio	D406PM23 C+D Stone Carving
WEEK 9 AUG 7-11	Group A: Ages 5-6		Group B: Ages 7-9		Group C: Ages 10-12		Group D: Ages 13-15	
MON	A110AM23 Story Beats (Tale)	A110PM23 Story Beats (Sea)	B207AM23 Magical Art Tales	B207PM23 Character Creation	C307AM23 Sewing Basics	C307PM23 Acrylic Painting	D407AM23 Drawing Studio	D407PM23 Simple Screen Printing
TUE	A111AM23 Drawing Basics (Animals)	A111PM23 Budding Painters (Mixed Media)						
WED	A112AM23 Land Animals	A112PM23 Fruit Art						
THU	A113AM23 Pop Prints (Shapes)	A113PM23 Mixed-Media Masks						
FRI	A114AM23 Peppa Pig	A114PM23 Lilo & Stitch						
WEEK 10 AUG 14-18	Group A: Ages 5-6		Group B: Ages 7-9		Group C: Ages 10-12		Group D: Ages 13-15	
MON-FRI			B208AM23 A Painter's Palette	B208PM23 Prints & Patterns	C308AM23 Drawing to Painting	C308PM23 C+D The Art of Weaving	D408AM23 Watercolor Remix	D408PM23 Painting with Acrylics
WEEK 11 AUG 21-25*	Group A: Ages 5-6		Group B: Ages 7-9		Group C: Ages 10-12		Group D: Ages 13-15	
MON-FRI	*AM Camp meets 5 days (Aug. 21-25)		B209AM23 Art in Color		C309AM23 Special Effects		D409AM23 Painting on the Flip Side	
MON-THU	*PM Camp meets 4 days (Aug. 21-24)			B209PM23 Art Treasures (4-day PM camp)		C309PM23 Mixed-Media Mashup (4-day PM camp)		D409PM23 Made by Hand (4-day PM camp)

AFFILIATED ARTS

EXPLORING MINNEAPOLIS ART

Jon Neuse / Skill level: ALL

Get more comfortable and confident looking at, analyzing, and talking about art! The first week, meet at the Art Center to learn and practice Visual Thinking Strategies (VTS), developing your vocabulary for discussing artworks, then visit four Metro-area museums as a group and put your new skills to use! (This class involves traveling to and parking at four museums. Locations may change due to unforeseen issues.) Museums include the Minneapolis Institute of Art, the Walker Art Center, the Museum of Russian Art, and the Weisman Art Museum. Each student receives a 20-page handout to facilitate learning the VTS process. **Materials:** bring paper and pen to each session.

Enrollment limited to 15; ages 16 and up


G43823 Thursdays, July 27 - August 24
(5 sessions) 1 - 4 p.m.
\$159 Members / \$177 Non-members



Courtesy of the Minneapolis Institute of Art



Courtesy of the Walker



Courtesy of the Weisman Art Museum

CERAMICS

INTRODUCTORY TO ADVANCED STUDIO LAB

Clarice Allgood
Skill level: ALL

This course, open to all skill levels, covers basic throwing and handbuilding techniques for beginners to more advanced assemblage, subtraction and alteration on and off the wheel. Instruction on glazing, wax and other surface treatments for finishing work will be available. Individualized instruction, demonstrations and discussions will reflect the specific interests of students. Students may choose to work with suggested projects or may prefer to develop their ideas individually. Bring a towel and a small (gallon or less) bucket for water. Tools and clay can be purchased in MCFTA's retail shop.

Enrollment limited to 15; ages 16 and up

F90323 Mondays, June 19 - July 17
(5 sessions) 9:30 a.m. - 12:30 p.m.
\$192 Members / \$213 Non-members

G90323 Mondays, July 24 - August 21
(5 sessions) 9:30 a.m. - 12:30 p.m.
\$192 Members / \$213 Non-members

POTTERY IN THE MAKING

Lee Persell
Skill level: ALL

Expand your skills on the potter's wheel and/or handbuilding through demonstrations, discussions, critiques and an exploration into the art of glazing. High-fire, raku, and soda firing will be explored. Bring a towel and a small (gallon or less) bucket for water. Tools and clay can be purchased in MCFTA's retail shop.

Enrollment limited to 15; ages 15 and up

F90523 Tuesdays, June 20 - August 15
(8 sessions) 9:30 a.m. - 12:30 p.m.
No class on July 4
\$306 Members / \$340 Non-members

[CORE CLASS]

BEGINNING/INTERMEDIATE POTTERY

Lee Persell
Skill level: ALL

Beginners receive an introduction to basic throwing techniques and forms, while intermediate students expand their technical abilities and their understanding of ceramic form through demos, discussions and critiques. High-fire, raku and soda firing will be explored. Bring a towel and a small (gallon or less) bucket for water. Tools and clay can be purchased in MCFTA's retail shop.

Enrollment limited to 15; ages 15 and up

F90023 Tuesdays, June 20 - August 15
(8 sessions) 6 - 9 p.m.
No class on July 4
\$306 Members / \$340 Non-members

SEE THE WORKSHOPS SECTION FOR ADDITIONAL CERAMICS CLASSES:

■ EXPLORING UNDERGLAZES PAGE 16



Teapot by Ernest Miller

CERAMIC SCULPTURE

Krissy Catt

Skill level: AB, I, AD

In this off-the-wheel class, students create a wide variety of projects ranging from figurative work (animals and human) to realistic or abstract forms, to clay totems, and more. You will learn proper interior structure for a sculpture made of clay and have fun with surface design and textures. It's important that you come to the first class with an idea, sketch or image of the project you intend to create, so our studio time can be used to complete it. Bring a towel and a small (gallon or less) bucket for water. Tools and clay can be purchased in MCFTA's retail shop.

Enrollment limited to 10; ages 16 and up

F94423 Wednesdays, June 21 - August 23
(9 sessions) 9:30 a.m. - 12:30 p.m.
No class on July 5
\$345 Members / \$383 Non-members

F94123 Wednesdays, June 21 - August 23
(9 sessions) 1 - 4 p.m.
No class on July 5
\$345 Members / \$383 Non-members

[CORE CLASS]

THROWING FOUNDATIONS

Ivy Mattson

Skill level: B, AB

NEW!

Whether you're an absolute beginner or have had a little throwing experience, this class will get you started on your way with clay. We'll focus on the basics of throwing on the wheel, with an emphasis on learning and enjoying the process - rather than finished product - in a relaxed, encouraging environment. Bring a towel and a small (gallon or less) bucket for water. Tools and clay can be purchased in MCFTA's retail shop.

Enrollment limited to 15; ages 16 and up

G93923 Wednesdays, July 26 - August 16
(4 sessions) 9:30 a.m. - 12:30 p.m.
\$153 Members / \$170 Non-members

EXPLORING CLAY

Lee Persell

Skill level: ALL

This class is for beginners and advanced potters alike. Beginners will be introduced to the potter's wheel as well as handbuilding. Experienced students will work with the instructor to develop their own projects. High-fire, raku and soda firing will be explored. Bring a towel and a small (gallon or less) bucket for water. Tools and clay can be purchased in MCFTA's retail shop.

Enrollment limited to 15; ages 15 and up

F90623 Thursdays, June 22 - August 17
(9 sessions) 9:30 a.m. - 12:30 p.m.
\$345 Members / \$383 Non-members

POURING VESSELS: TEAPOT AND COFFEE POT

Ernest Miller

Skill level: ALL

For many potters the teapot/coffee pot is a milestone of achievement. It brings together all the components - the spout, lid, and handle - that make the pot hold liquid and pour properly. Students will have the opportunity to make a teapot and coffee pot seeing each step demonstrated, making the process approachable for everyone. Teapots will be glazed the last class for the cone 10 reduction firing. Bring a towel and a small (gallon or less) bucket for water. Tools and clay can be purchased in MCFTA's retail shop.

Enrollment limited to 15; ages 14 and up

F97623 Thursdays, June 29 - July 20
(4 sessions) 6 - 9 p.m.
\$153 Members / \$170 Non-members

GOING BIG

Ernest Miller

Skill level: ALL

It's time to take those ideas of going big and apply them to pots for the home. Students will have the opportunity to make planters, vases, storage jars, or whatever creative ideas they bring to class. Various techniques will be demonstrated making the process approachable for everyone. Pots will be glazed the last class for the cone 10 reduction firing. Bring a towel and a small (gallon or less) bucket for water. Tools and clay can be purchased in MCFTA's retail shop.

Enrollment limited to 15; ages 14 and up

G97623 Thursdays, July 27 - August 17
(4 sessions) 6 - 9 p.m.
\$153 Members / \$170 Non-members

[CORE CLASS]

BEGINNING/INTERMEDIATE CERAMICS

Bradley Benn

Skill level: B, AB, I

Learn to throw, develop your throwing skills as a potter, and learn hand-building techniques in this class, open to beginning and intermediate students. A variety of projects and new ideas will be presented, with time available for individualized instruction. Bring a towel and a small (gallon or less) bucket for water. Clay and tools may be purchased in MCFTA's retail shop.

Enrollment limited to 15; ages 16 and up

F92223 Fridays, June 23 - July 21
(5 sessions) 9:30 a.m. - 12:30 p.m.
\$192 Members / \$213 Non-members

G92223 Fridays, July 28 - August 25
(5 sessions) 9:30 a.m. - 12:30 p.m.
\$192 Members / \$213 Non-members

STONEWARE AND PORCELAIN

Clarice Allgood

Skill level: ALL

Beginners learn the basics of working with stoneware or porcelain on the potter's wheel while intermediate and advanced students expand their skills. Handbuilding projects will be presented. Class includes demos, critiques and an opportunity to try soda and raku-firing techniques. Bring a towel and a small (gallon or less) bucket for water. Tools and clay can be purchased in MCFTA's retail shop.

Enrollment limited to 15; ages 16 and up

F91823 Saturdays, June 24 - July 2
(5 sessions) 9:30 a.m. - 12:30 p.m.
\$192 Members / \$213 Non-members

G91823 Saturdays, July 29 - August 26
(5 sessions) 9:30 a.m. - 12:30 p.m.
\$192 Members / \$213 Non-members



Lidded Vessel by Clarice Allgood

Attention new ceramics students:

Bring a towel and wear clothes that can get muddy. Clay and tools are available for purchase at the Art Center (items and descriptions online). During your first class, your instructor will show you what you need. These materials are not included in the class price unless stated. Firing fees are extra and purchased when needed and are based on the size of your finished piece(s).

Note to all ceramics students:

Do you have a stain or glaze you'd like to try? Please be sure to ask the ceramics studio manager, Lee Persell, if the product (clay, stains, glazes, wax, etc.) can safely be used in the studio.

[CORE CLASS]

SUMMER DRAWING STUDIO

Barbara Lidfors

Skill level: B, AB, I

Drawing is the basis of many forms of art as well as a satisfying end in itself. Learning to observe and capture a subject on paper opens us to new ways of seeing the world, and it's a skill that can be learned by anyone. Begin or refresh your drawing practice with a new subject each week and different media to experiment with along the way. We'll work from objects and still life set-ups as well as landscape imagery and an excursion into the figure, with class discussions and individual attention to focus your artistic development. See materials list on the website.

Enrollment limited to 15; ages 16 and up

F41323 Mondays, June 19 - July 17
(4 sessions) 1:00 - 4:00 p.m.
\$128 Members / \$142 Non-members

G41323 Mondays, July 24 - August 21
(5 sessions) 1:00 - 4:00 p.m.
\$159 Members / \$177 Non-members

FIGURE/LIFE DRAWING

Kenneth Schweiger

Skill level: ALL

NEW!

Learn to draw the nude human figure from observation in this multi-level class that is transferable to other mediums. Beginners will learn how to draw the human structure, gestures, and how to use line weight and shading to develop form. Intermediate students will be shown ways to advance their skills based on their individual needs and interests. There will be fast gesture drawings, short studies and prolonged poses along with lots of demos and exercises. Bring hard compressed charcoal, a pad of 18"x24" newsprint paper, and a kneaded eraser to the first class. Model fee extra, based on number of students.

Enrollment limited to 12; ages 18 and up

F45523 Thursdays, June 22 - July 20
(5 sessions) 1:30 - 4 p.m.
\$133 Members / \$148 Non-members

SEE THE WORKSHOPS SECTION FOR ADDITIONAL DRAWING CLASSES:

- **DRAWN TO COLOR: DRAWING WITH COLORED PENCILS** PAGE 16
- **PEN AND INK AND COLOR** PAGE 17

FIBER ARTS

TAPESTRY DESIGN AND WEAVING

Traudi Bestler
Skill level: ALL

Weaving tapestry is like playing with crayons on a sheet of paper, except we use colorful yarns to make designs. Beginning students will learn to set up a simple frame loom, then weave a small tapestry using materials provided by the instructor. Intermediate students will study tapestry design, color blending and woven joins while creating their tapestry. Students will leave class with an original 8" x 10" tapestry and the knowledge to create more small fiber artworks. The loom goes home with you, ready to make more designs. Open to people with no prior weaving experience as well as continuing students who'd like to develop their skills. Materials fee of \$30 plus tax due at first class for first-time tapestry weavers; materials fee of \$5 plus tax due at first class for continuing tapestry students.

Enrollment limited to 12; ages 16 and up

F70523 Tuesdays, June 20 - July 11
(3 sessions) 9:30 a.m. - 12:30 p.m.
No class on July 4
\$95 Members / \$106 Non-members



Traudi Bestler



Traudi Bestler

FOLK ART RUG HOOKING

Laurie Lausen
Skill level: ALL

Create whimsical rugs using fabric strips and a simple hook. Discover a great way to repurpose fabrics. This is not latch-hook. New students will start by designing a simple mug mat to learn the techniques and then move on to a larger project. Mug mat materials which include wool strips, linen backing, finishing supplies, a rug hook for you to keep and a class notebook can be purchased at the first class for \$35 plus tax. Experienced students will work on a project in progress or start designing a new one. Lesson plans include the history of rug hooking, design and transfer methods, color planning, fabric preparation, finishing techniques and so much more.

Enrollment limited to 12; ages 16 and up

F71223 Wednesdays, June 28 - July 19
(4 sessions) 1 - 4 p.m.
\$128 Members / \$142 Non-members

G71223 Wednesdays, July 26 - August 23
(5 sessions) 1 - 4 p.m.
\$159 Members / \$177 Non-members

INKLE LOOM WEAVING

Traudi Bestler
Skill level: ALL

Learn to weave narrow fabrics that can be used as belts, hatbands, guitar straps, bookmarks and trim for bags and clothing. Each week you'll learn a new technique and create your own colorful designs. Open to people with no prior weaving experience as well as weavers who want to further their knowledge of inkle weaving. Students may borrow the Art Center inkle looms in between the first and third sessions with a security deposit, or bring their own loom in good working condition. Price includes \$15 materials fee.

Enrollment limited to 12; ages 16 and up

G71823 Thursdays, July 27 - August 10
(3 sessions) 9:30 a.m. - 12:30 p.m.
\$110 Members / \$121 Non-members

SEE THE WORKSHOPS SECTION FOR ADDITIONAL FIBER CLASSES:

- **INTRO TO INDIAN HANDBLOCK PRINTING** PAGE 16
- **KUMIHIMO: BEADED JAPANESE BRAIDING** PAGE 16
- **MUD RESIST PRINTING WITH INDIGO** PAGE 17

MULTIGENERATIONAL FIBER ARTS

ADVENTURES IN WEAVING

Sandra Baron
Skill level: ALL

Create a unique wall hanging for your room, using a simple cardboard loom you'll make yourself! We'll learn about different types of weaving, choosing fibers and colors, and how to use our looms. This multigenerational class is open to those who have never woven before, as well as those with some weaving experience. Price includes \$5 materials fee. All materials provided.

Enrollment limited to 12; ages 10 and up

F018W23 Saturdays, June 17 - 24
(2 sessions) 9:30 a.m. - 12:30 p.m.
\$69 Members / \$76 Non-members

SAORI WEAVING WORKSHOP

Chiaki O'Brien
Skill level: ALL

NEW!

Founded in Japan in 1968, Saori weaving is contemporary, free-style weaving without restrictions about what or how to weave. It emphasizes exploration, group learning, and self-expression, recognizing the difference between machines and people. In the process of creating, the maker identifies their true self. You will be guided in the basic steps to get you started, but the final form of your project will be a collaboration between you and your weaving. Your Saori loom will be prepared for you in advance, so you can begin weaving right away. All materials are provided, but if you have materials you'd like to incorporate into your project (yarn, strips of fabric, etc.) feel free to bring them. Price includes \$20 materials fee. Students ages 8 and up may register with a registered adult.

Enrollment limited to 12; ages 14 and up

G727W23 Friday, August 4
(1 session) 9:30 a.m. - 12:30 p.m.
\$59 Members / \$63 Non-members



Saori Loom

JEWELRY

INTERMEDIATE JEWELRY STUDIO

Andy Juelich
Skill level: I, AD

Develop your skills and your eye for fine jewelry design. This studio class is for makers who have had a beginning class and are ready to expand their skills and develop their own unique projects with some new techniques and design guidance. Price includes \$35 materials fee. Some materials provided; other project materials purchased by the student.

Enrollment limited to 12; ages 16 and up

F84023 Tuesdays, June 20 - July 18
(4 sessions) 6 - 9 p.m.
No class on July 4
\$188 Members / \$205 Non-members

G84023 Tuesdays, July 25 - August 22
(5 sessions) 6 - 9 p.m.
\$227 Members / \$248 Non-members

METAL CLAY JEWELRY: SILVER

Sarah Bober
Skill level: ALL

Learn how to make silver jewelry without saws or power tools by using metal clay. This flexible medium can be rolled, stamped, cut, and manipulated like traditional clay. Finished pieces are kiln or torch-fired to become 99.9% pure silver. Each week, students will learn and apply new techniques for working with metal clay and create a variety of unique jewelry designs. All tools provided. Price includes \$50 materials fee, which includes silver clay for the first class. Additional clay may be purchased during class for the subsequent weeks.

Enrollment limited to 12; ages 16 and up

F86023 Tuesdays, June 20 - July 18
(4 sessions) 6 - 9 p.m.
No class on July 4
\$203 Members / \$220 Non-members

NATURE-INSPIRED JEWELRY

Sarah Bober
Skill level: ALL

NEW!

Make silver jewelry without saws or power tools by using metal clay. This flexible medium can be rolled, stamped, cut, and manipulated like traditional clay. Finished pieces are kiln or torch-fired to become 99.9% pure silver. Learn and apply new techniques for working with metal clay to create a variety of unique jewelry designs. Summer is the perfect time to find and use elements from nature in your metal clay jewelry. We'll make molds of real leaves, flowers, and shells to create stunning silver replicas perfect for jewelry. All tools provided. Price includes \$50 materials fee, which includes silver clay for the first class. Additional clay may be purchased during class for the subsequent weeks.

Enrollment limited to 12; ages 16 and up

G85923 Tuesdays, July 25 - August 22
(4 sessions) 6 - 9 p.m.
No class on August 15
\$203 Members / \$220 Non-members

METAL CLAY JEWELRY: COPPER AND BRONZE

Sarah Bober
Skill level: ALL

Learn to make jewelry using metal clay, a flexible medium that can be rolled, stamped, cut, and manipulated like traditional clay. Finished pieces are kiln fired to become pure metal. In this class students will try several base metal clays including copper and multiple shades of bronze. Base metal clays employ the same techniques as silver metal clay but offer a much less expensive alternative. Students will learn multiple techniques to create a variety of pieces of their own design. \$50 materials fee (included in price) includes metal clay for all class sessions, gemstones, and patinas.

Enrollment limited to 12; ages 16 and up

F86223 Thursdays, June 22 - July 20
(4 sessions) 6 - 9 p.m.
No class on July 6
\$203 Members / \$220 Non-members

TORCH-FIRED SILVER CLAY JEWELRY

Sarah Bober
Skill level: ALL

NEW!

Silver metal clay is the perfect medium for creating jewelry: the tools are inexpensive, the clay is easy to use, and it can be torch fired, which means you can fire your jewelry at home without a kiln. In this course we will cover all the basics of torch firing fine silver clay. Students will learn multiple techniques to create a variety of pieces of their own design, and be prepared to continue working in silver metal clay and creating jewelry long after the class is done. \$50 materials fee (included in price) includes metal clay for the first class, gemstones, and patinas. Additional metal clay may be purchased during class for the subsequent weeks.

Enrollment limited to 12; ages 16 and up

G86623 Thursdays, July 27 - August 17
(3 sessions) 6 - 9 p.m.
No class on August 10
\$165 Members / \$178 Non-members



Copper Leaf by Sarah Bober

SEE THE WORKSHOPS SECTION FOR ADDITIONAL JEWELRY CLASSES:

- **KUMIHIMO: BEADED JAPANESE BRAIDING** PAGE 16
- **TORCH-FIRED SILVER CLAY JEWELRY** PAGE 17

Precious Metal Clay: Accessible and Fun!

"Imagine being able to create jewelry in precious metals without tedious cutting or soldering, or the expense of traditional jewelry-making tools... just working the material as if it were clay until you have your desired creation. *Precious metal clays allow you to do exactly that!* Using this beginner-friendly, highly accessible material, you skip right to the fun part: making your idea a reality!"

You'll form your piece as though you were working with clay – the silver is held together by binding agents that quickly burn away when the piece is fired in a kiln or with a torch. The silver particles fuse together as the binder burns away, leaving a solid silver (or copper or bronze) piece of jewelry for you to enjoy!"

PAINTING

W ABSTRACT PAINTING - SUMMER I

Derek Meier
Skill level: ALL

This course is an exploration of abstract painting in acrylics, oil or watercolor paints, or oil or soft pastels, with an emphasis on the formal principles of art that are vital to balanced compositions. You will expand your knowledge and use of those principles as you develop your personal style. Students work at their own pace on a series of abstract paintings with friendly critiques and individual guidance. New students, please use the materials list on our website.

Enrollment limited to 15; ages 16 and up

F49623 Mondays, June 19 - July 17
(4 sessions) 9 a.m. - Noon
No class on July 3
\$128 Members / \$142 Non-members

W ABSTRACT PAINTING - SUMMER II

Jon Neuse
Skill level: ALL

This course is an exploration of abstract painting in acrylics, oil or watercolor paints, or oil or soft pastels, with an emphasis on the formal principles of art that are vital to balanced compositions. You will expand your knowledge and use of those principles as you develop your personal style. Students work at their own pace on a series of abstract paintings with friendly critiques and individual guidance. New students, please use the materials list on our website.

Enrollment limited to 15; ages 16 and up

G49723 Mondays, July 24 - August 21
(5 sessions) 9 a.m. - Noon
\$159 Members / \$177 Non-members



Beer Battered by Derek Meier

SEE THE WORKSHOPS SECTION FOR ADDITIONAL PAINTING CLASSES:

- FREEING ABSTRACTION PAGE 16
- EXPLORING GOUACHE PAGE 16
- ADVENTURES IN WATERMEDIA PAGE 17
- IMPRESSIONISTIC COLOR PAGE 17
- PEN AND INK AND COLOR PAGE 17
- COLOR WORKSHOP FOR PAINTERS PAGE 17
- CREATING COLLAGES WITH AN ARTISTIC VOICE PAGE 17

INTERMEDIATE/ADVANCED PAINTING STUDIO

Dorothy Odland
Skill level: I, AD

Understand more about the process of making art and developing personal style using oil, acrylic or watercolor. Work at your own pace with individual instruction in this open studio format class. Bring paints, brushes and painting surface to the first class.

Enrollment limited to 15; ages 16 and up

F41423 Tuesdays, June 20 - July 18
(4 sessions) 9:30 a.m. - 12:30 p.m.
No class on July 4
\$128 Members / \$142 Non-members

G41423 Tuesdays, July 25 - August 22
(5 sessions) 9:30 a.m. - 12:30 p.m.
\$159 Members / \$177 Non-members

[CORE CLASS]

PASTEL LANDSCAPE

Arthur Weeks
Skill level: AB, I, AD

The focus of this class is to understand pastels and help you find, trust and enrich your own artistic voice through this wonderful medium. Study the techniques of master artists to learn how value, composition, style and color turn into great works of art. Discover the luminosity of this pure pigment and capture the spirit of pastels. Learn how quickly you can lay down a sketch – a major benefit of the pastel medium! A materials list is on our website.

Enrollment limited to 12; ages 16 and up

F47523 Tuesdays, June 20 - July 18
(4 sessions) 9:30 a.m. - 12:30 p.m.
No class on July 4
\$128 Members / \$142 Non-members

G47523 Tuesdays, July 25 - August 22
(5 sessions) 9:30 a.m. - 12:30 p.m.
\$159 Members / \$177 Non-members

W WATERCOLOR: FOCUS ON NATURE

Coco Connolly
Skill level: B, AB, I

Rendering plants, natural objects and landscapes invites us to concentrate on the fundamentals of painting: composition, color, texture, form. We can focus on a single flower or capture a landscape. Through demos, discussions, and painting sessions in class, we'll cover color balance and mixing, try some different application methods to broaden your skills, and discuss composition - what to emphasize, and what to leave out! Bring your own images or objects for reference, or you may use those provided by the instructor. Work with your watercolor materials or see the materials list on the website for suggestions.

Enrollment limited to 15; ages 16 and up

F43123 Tuesdays, June 20 - July 18
(4 sessions) 9:30 a.m. - 12:30 p.m.
No class on July 4
\$128 Members / \$142 Non-members

G43123 Tuesdays, July 25 - August 22
(5 sessions) 9:30 a.m. - 12:30 p.m.
\$159 Members / \$177 Non-members

[CORE CLASS]

BEGINNING/INTERMEDIATE PAINTING STUDIO


Dorothy Odland
Skill level: B, AB, I

Learn the basics or brush up on rusty skills. Work in oil, acrylic or watercolor to explore color and personal style. Work at your own pace with individual instruction in this open studio format class. Bring paints, brushes and painting surface to the first class.

Enrollment limited to 15; ages 16 and up

F41523 Tuesdays, June 20 - July 18
(4 sessions) 1 - 4 p.m.
No class on July 4
\$128 Members / \$142 Non-members

G41523 Tuesdays, July 25 - August 22
(5 sessions) 1 - 4 p.m.
\$159 Members / \$177 Non-members



Plein Air Painting by Christopher Copeland

W BOTANICAL ART: EARLY SUMMER GARDEN

Kathy Creger
Skill level: ALL

Learn to create accurate and artistic representations of plants and flowers, using the early summer garden as your source for inspiration and subject matter. We'll practice the careful observation and rendering of the lines, values, and textures of your subject to bring your painting to life! Bring your drawing and/or watercolor painting materials and hot-pressed paper to work on.

Enrollment limited to 15; ages 16 and up

F44323 Tuesdays, June 20 - July 18
(4 sessions) 1 - 4 p.m.
No class on July 4
\$128 Members / \$142 Non-members

W BOTANICAL ART: LATE SUMMER GARDEN

Kathy Creger
Skill level: ALL

Learn to create accurate and artistic representations of plants and flowers, using the late summer garden as your source for inspiration and subject matter. We'll practice the careful observation and rendering of the lines, values, and textures of your subject to bring your painting to life! Bring your drawing and/or watercolor painting materials and hot-pressed paper to work on.

Enrollment limited to 15; ages 16 and up

G44323 Tuesdays, July 25 - August 22
(5 sessions) 1 - 4 p.m.
\$159 Members / \$177 Non-members

LEARN TO PAINT FROM THE MASTERS

Kevin Kluever
Skill level: AB, I, AD

Improve your paintings by learning techniques from the masters! Learn how to enlarge a small sketch into a full-size painting, how to match the palette and mood of the painting you've chosen to re-create, and how to make acrylics suggest the depth and richness of oils through wet-on-wet and dry-brushing techniques. Instructor will provide five images to choose from (artists include George Inness, Robert Henri, Alfred Sisley, Vincent Van Gogh, and John Francis Murphy). Bring your acrylic painting materials and surfaces, or check the website for suggested materials.

Enrollment limited to 14; ages 16 and up

F48023 Tuesdays, June 20 - July 11
(3 sessions) 6 - 9 p.m.
No class on July 4
\$95 Members / \$106 Non-members

G48023 Tuesdays, July 25 - August 8
(3 sessions) 6 - 9 p.m.
\$95 Members / \$106 Non-members

PAINTING ABSTRACT LANDSCAPES

Jon Neuse
Skill level: ALL

Learn how to use the beauty of landscape as inspiration for your own original abstract compositions. We'll start by making sketches and small studies offsite, and then use our studies to develop paintings back in the MCFTA studio. Develop your personal artistic style as you expand your knowledge and use of the artistic principles vital to creating successful compositions. Work at your own pace with individual instruction and group discussions to share your results as you learn. See suggested materials list on the website.

Enrollment limited to 15; ages 16 and up

G49823 Tuesdays, July 25 - August 22
(5 sessions) 6 - 9 p.m.
\$159 Members / \$177 Non-members

W WATERCOLOR: WORKING FROM PHOTOS

Sonja Hutchinson
Skill level: AB, I

This class is for advanced beginner watercolor artists who are ready to work on their own subject matter using photographic reference materials. You will work to capture the essence of your subject by clarifying your point of view, working out your compositional design, simplifying elements and planning your lighting. Students will receive individual support and work at their own pace while applying core watercolor skills to create their own body of work. Bring regular watercolor supplies, or use Sonja's general materials list on our website.

Enrollment limited to 15; ages 16 and up

F42523 Wednesdays, June 21 - July 19
(5 sessions) 9:30 a.m. - 12:30 p.m.
\$159 Members / \$177 Non-members

G42523 Wednesdays, July 26 - August 23
(5 sessions) 9:30 a.m. - 12:30 p.m.
\$159 Members / \$177 Non-members



The Rural Creek by Kevin Kluever

PAINTING STORIES

Barbara Lidfors
Skill level: AB, I, AD

Picasso once said, "Painting is just another way of keeping a diary!" In other words, a well-composed and artfully painted picture can also tell a meaningful, personal story. It can express how you experience the world, what is meaningful and significant to you in your daily journeys. In this class for painters of all levels, we will review basic painting concepts and use them to compose personal narratives in a realistic or abstractly expressive style. Bring your own oil and/or acrylic paints, brushes and painting surfaces to the first class. Additionally, bring personal reference photos or drawing ideas as points of departure for your artwork.

Enrollment limited to 15; ages 16 and up

F40323 Wednesdays, June 21 - July 19
(5 sessions) 1 - 4 p.m.
\$159 Members / \$177 Non-members

G40323 Wednesdays, July 26 - August 23
(5 sessions) 1 - 4 p.m.
\$159 Members / \$177 Non-members



Designer Model by Derek Meier

W WATERCOLOR STUDIO: REFINING SKILLS

Sonja Hutchinson
Skill level: AB, I

Continue developing skills and personal expression in a course that encourages exploration while increasing familiarity with watercolor techniques through instructor demonstration. General emphasis will be on individual confidence and growth. Bring watercolor supplies to the first class, or see Sonja's materials list on the website. Prerequisite: an AB level watercolor class or instructor's permission.

Enrollment limited to 15; ages 16 and up

F43323 Wednesdays, June 21 - July 19
(5 sessions) 1 - 4 p.m.
\$159 Members / \$177 Non-members

PLEIN AIR PAINTING

Christopher Copeland
Skill level: AB, I, AD

Make the most of our short summers by combining your love of art with being outdoors! Plein Air painting teaches you to see and work through a composition in a single painting session to create direct, fresh images. Learn to design and simplify a scene, develop a foundation and a pattern of shadow shapes, and then fill in color while working towards the highlights to capture a sense of light. We'll meet at local parks near MCFTA; location emailed before the first class meeting. See materials list on website for suggestions.

Enrollment limited to 15; ages 16 and up

F46223 Wednesdays, June 21 - July 19
(4 sessions) 1:00 - 4:00 p.m.
\$128 Members / \$142 Non-members

PAINTING

[CORE CLASS]

W WATERCOLOR FOUNDATIONS

Arthur Weeks
Skill level: B, AB

Just starting out with watercolor and want some help finding your way? Curious about the possibilities? Through demonstrations, exercises, and artistic experiments designed to introduce you to this delightful medium, learn fundamental watercolor techniques such as brush handling, color mixing, glazing, wet-into-wet, wet-into-dry, and tonal value studies. Emphasis will be on making discoveries, learning techniques and developing confidence. A materials list is on the website.

Enrollment limited to 14; ages 16 and up

F42023 Thursdays, June 22 - July 20
(5 sessions) 9:30 a.m. - 12:30 p.m.
\$159 Members / \$177 Non-members

G42023 Thursdays, July 27 - August 24
(5 sessions) 9:30 a.m. - 12:30 p.m.
\$159 Members / \$177 Non-members

W BOLD WATERCOLORS

Anwasha Guha
Skill level: B, AB, I

Explore the possibilities for combining drawing materials such as ink and graphite with watercolors to create bolder paintings in a relaxed, exploratory environment. We'll learn the basics of watercolor painting, discuss some color theory and try different painting techniques - including wet-on-wet, wet-on-dry, and dry brush - to achieve a variety of effects in our work. Class discussions and individual attention will foster your artistic growth. You may bring photos to use for references, or use images provided by the instructor. See materials list on the website.

Enrollment limited to 15; ages 16 and up

F43723 Thursdays, June 22 - July 20
(5 sessions) 6:00 - 9:00 p.m.
\$159 Members / \$177 Non-members

G43723 Thursdays, July 27 - August 24
(5 sessions) 6:00 - 9:00 p.m.
\$159 Members / \$177 Non-members



0528 by Sonja Hutchinson

PHOTOGRAPHY

MAKING PHOTOGRAPHS

Faculty
Skill level: I, AD

This class will help serious amateur and professional photographers find more passion in their work by exploring the narrative, aesthetic and emotional aspects of image making, with an emphasis on simplicity and the use of natural light. Through practical demonstrations, field trips, individual portfolio reviews and studying the work of other photographers, we will refine our views on producing work and balancing the various aspects of a busy life.

Enrollment limited to 10; ages 16 and up

F61023 Wednesdays, June 21 - July 19
(5 sessions) 9:30 a.m. - 12:30 p.m.
\$159 Members / \$177 Non-members

G61023 Wednesdays, July 26 - August 23
(5 sessions) 9:30 a.m. - 12:30 p.m.
\$159 Members / \$177 Non-members



Peacocks by Anwasha Guha

SCULPTURE

STONE CARVING BEGINNING/ INTERMEDIATE

Frank Picos
Skill level: ALL

Discover the magic of stone carving. Starting with hand tools and simple methods, beginning students will be introduced to the carving process with a block of limestone. The instructor will assist you in the creative process, helping you release the image within your stone. Intermediate students will hone their understanding of the reductive process and sculptural design and be introduced to power and pneumatic tools. First-time students are provided with a limestone block and all necessary tools. Intermediate students may want to discuss their project with the instructor before purchasing materials. New stone carvers: plan to take both summer sessions, or continue in the fall session to allow time to finish a project.

Enrollment limited to 10; ages 16 and up

F82923 Thursdays, June 22 - July 20
(4 sessions) 12:30 - 3:30 p.m.
No class on June 29
\$164 Members / \$181 Non-members

G82923 Thursdays, July 27 - August 24
(4 sessions) 12:30 - 3:30 p.m.
No class on August 3
\$164 Members / \$181 Non-members



SEE THE WORKSHOPS SECTION FOR ADDITIONAL SCULPTURE CLASSES:

■ **SCULPTING WITH
PAPER CLAY** PAGE 16

ADVENTURES IN WEAVING

Sandra Baron
Skill level: ALL

Create a unique wall hanging for your room, using a simple cardboard loom you'll make yourself! We'll learn about different types of weaving, choosing fibers and colors, and how to use our looms. This multigenerational class is open to those who have never woven before, as well as those with some weaving experience. Price includes \$5 materials fee. All materials provided.

Enrollment limited to 12; ages 16 and up

F018W23 Saturdays, June 17 - 24
(2 sessions) 9:30 a.m. - 12:30 p.m.
\$69 Members / \$76 Non-members


SAORI WEAVING WORKSHOP

Chiaki O'Brien
Skill level: ALL

Founded in Japan in 1968, Saori weaving is contemporary, free-style weaving without restrictions about what or how to weave. It emphasizes exploration, group learning, and self-expression, recognizing the difference between machines and people. In the process of creating, the maker identifies their true self. You will be guided in the basic steps to get you started, but the final form of your project will be a collaboration between you and your weaving. Your Saori loom will be prepared for you in advance, so you can begin weaving right away. All materials are provided, but if you have materials you'd like to incorporate into your project (yarn, strips of fabric, etc.) feel free to bring them. Price includes \$20 materials fee. Students ages 8 and up may register with a registered adult.

Enrollment limited to 12; ages 14 and up

G727W23 Friday, August 4
(1 session) 9:30 a.m. - 12:30 p.m.
\$59 Members / \$63 Non-members



Saori Weaving

WORKSHOPS FOR ADULTS

GLASS MOSAICS

Julie Vogl

Skill level: ALL

Discover the art of making mosaics. Bring your creativity and learn to clip and cut glass and apply grout to your own original design. We will be working with stained glass as the primary material to create two mosaic works of art. Feel free to bring any small treasures (buttons, beads, single earrings, keys, coins) you may want to incorporate into your art (optional). Materials included; price includes \$20 materials fee.

Enrollment limited to 8; ages 16 and up

F969W23 Wednesdays, June 21 - 28
(2 sessions) 9 a.m. - 12:30 p.m.
\$128 Members / \$140 Non-members

EXPLORING UNDERGLAZES

Anastasia Speer

Skill level: AB, I, AD

Transform your ceramic work with colored slips applied before the final glaze layer; literally "underglazes." Learn painterly application techniques, color mixing, different styles of brushwork, slip-trailing, and more. We'll use color theory, design principles, and varying brushwork styles to bring another level of creativity to your work. Bring 1-3 pieces of your ceramic bisque to work on. Price includes \$10 materials fee.

Enrollment limited to 14; ages 16 and up

F921W23 Friday, June 23
(1 session) 1 - 4 p.m.
\$56 Members / \$61 Non-members

G921W23 Friday, August 11
(1 session) 1 - 4 p.m.
\$56 Members / \$61 Non-members

DRAWN TO COLOR: DRAWING WITH COLORED PENCILS

Bonnie Lauber-Westover

Skill level: AL

Take your drawings to a new level with color! Learn the colored pencil techniques that create deep, luminous color. First, we'll learn to achieve brilliant effects with colored pencils. Then you'll use these skills to create a still life with bold hues and an evocative sense of atmosphere. Along the way, we'll discuss composition, color selection, and layering techniques to bring out the full potential of this versatile and accessible medium. See materials list on the website.

Enrollment limited to 12; ages 16 and up

F472W23 Monday, June 26 and Friday, June 30
(2 sessions) 9 a.m. - Noon
\$76 Members / \$85 Non-members

FREEING ABSTRACTION!

Genie Castro

Skill level: ALL

Are you drawn to abstract art, but unsure of how to begin developing an image or deploying color? Need some new ideas, or just a good push into the middle of your next canvas? Ready to try working flat instead of using an easel? Develop more confidence in creating non-objective compositions during this workshop with Genie Castro, whose work is known for its bold sense of color and form. She'll offer tips to get you started and individual attention as your painting takes shape. Bring your own painting materials. Bring a lunch for the half-hour break.

Enrollment limited to 15; ages 16 and up

F430W23 Tuesday, June 27
(1 session) 9:30 a.m. - 4 p.m.
\$76 Members / \$85 Non-members

G430W23 Tuesday, August 1
(1 session) 9:30 a.m. - 4 p.m.
\$76 Members / \$85 Non-members

EXPLORING GOUACHE

Fred Dingler

Skill level: AB, I, AD

NEW!

Gouache (pronounced Gwash) is a bright, opaque water medium that works well for any art style or technique. It can be used with watercolors and also works as a wash. It can act like acrylic and be painted in layers, light over dark. Great for realistic work, it's suited to more stable surfaces such as illustration board. Explore this wonderful, but lesser-known water medium and learn why it's been the medium of choice for so many professional illustrators and artists. Bring photo reference materials to work from, and a lunch for the half-hour break. See materials list on the website.

Enrollment limited to 12; ages 16 and up

F400W23 Thursday, June 29
(1 session) 9:30 a.m. - 3:30 p.m.
\$70 Members / \$78 Non-members

INTRO TO INDIAN HAND BLOCK PRINTING

Katrina Ulrich

Skill level: ALL

Instructor Katrina Ulrich teaches you the basics of printing patterns on fabric using hand-carved Indian blocks on fabric – a process only slightly changed from the centuries-old process as it originated in India. Learn to master mitred corners, borders, and multi-colored designs using blocks from her extensive collection. Choose a scarf, apron, or dish towel to print as a final project. This class prepares you for other classes in block printing, such as *Mud Resist Printing with Indigo*. Price includes \$20 materials fee. Bring a lunch.

Enrollment limited to 12; ages 16 and up

F731W23 Saturday, July 8
(1 session) 9:30 a.m. - 1:30 p.m.
\$71 Members / \$77 Non-members

G731W23 Monday, August 14
(1 session) 9:30 a.m. - 1:30 p.m.
\$71 Members / \$77 Non-members

SCULPTING WITH "PAPER CLAY"

Erik Pearson

Skill level: ALL

NEW!

Create sculpture without drawn-out, strenuous processes or power tools using this quick, highly accessible material: air-drying paper pulp. Create a form using cardboard and/or non-recyclables (such as Styrofoam), cover it in a fortified paper pulp mixture to create your finished form, and then finish with paint, applied textures, and found objects. The finished piece is quite durable, and you'll have the recipe to make more! Bring images/ideas so you can get started right away: a stylized portrait bust, an animal, a wall relief sculpture, or a free-form, abstract creation of your own invention. See materials list on the website for ideas about what to bring to enhance your creation. Price includes \$15 materials fee. Bring a lunch for the half-hour break each day.

Enrollment limited to 15; ages 16 and up

F809W23 Wednesday - Thursday, July 12 - 13
(2 sessions) 9:30 a.m. - 3:30 p.m.
\$185 Members / \$204 Non-members

KUMIHIMO: BEADED JAPANESE BRAIDING


Traudi Bestler

Skill level: ALL

Learn an ancient braiding technique to make contemporary cords that can become jewelry and trimmings. Evidence of these braids date back hundreds of years BCE, but current techniques and new materials bring it up to date. There are amazing ways to combine pattern and color to dazzle the eye. Students will leave this workshop with a completed bracelet. All materials included. Price includes \$15 materials fee. Bring lunch for the half-hour break.

Enrollment limited to 12; ages 16 and up

F767W23 Thursday, July 13
(1 session) 10 a.m. - 3 p.m.
\$73 Members / \$79 Non-members



Julie Vogl, glass mosaics



Erik Pearson, finished busts

MUD RESIST PRINTING WITH INDIGO

Katrina Ulrich
Skill level: ALL

Inspired by the “Dabu” mud resist block printing with indigo dye process, Katrina Ulrich has adapted the technique for use in our studio. Participants will learn how to “print” on fabric with a mud paste, dry the fabric and overprint to add more detail. Then try the process on a scarf, tote bag, or dish towel (provided) or on a tee shirt that you bring in. Class meets three hours the first day; two the second. Price includes \$20 materials fee.

Enrollment limited to 12; ages 16 and up

F733W23 Friday - Saturday, July 14 - 15
(2 sessions) 9:30 a.m. - 12:30 p.m.
\$84 Members / \$91 Non-members

TORCH-FIRED SILVER CLAY JEWELRY

Sarah Bober
Skill level: ALL

Silver metal clay is the perfect medium for creating jewelry: the tools are inexpensive, the clay is easy to use, and it can be torch fired, which means you can fire your jewelry at home without a kiln. In this course we will cover all the basics of torch firing fine silver clay. Students will learn how to create designs in metal clay using various techniques, and be prepared to create and fire pieces on their own, long after the class is done. \$50 materials fee (included in price) includes metal clay for the first class. Additional metal clay may be purchased during class for the subsequent weeks.

Enrollment limited to 12; ages 16 and up

F866W23 Saturdays, July 15 - 22
(2 sessions) 9:30 a.m. - 12:30 p.m.
\$143 Members / \$153 Non-members

ADVENTURES IN WATERMEDIA

Sonja Hutchinson
Skill level: AB, I, AD

Take your watercolor paintings to new heights! Learn how to use acrylic mediums to add dimension and depth to your watercolors. Using gesso and matte mediums, we will enhance our painting surfaces to intensify our point of view and build visual interest. Demonstrations and artistic design principles will guide your progress. Come prepared to make discoveries and bring fresh ideas to your watercolor process. See materials list on website. Bring a lunch for the half-hour break.

Enrollment limited to 15; ages 16 and up

F435W23 Thursday, July 20
(1 session) 9 a.m. - 4 p.m.
\$83 Members / \$92 Non-members

IMPRESSIONISTIC COLOR

Leo Winstead
Skill level: AB, I, AD

Learn the secret of the broken color technique - flochetage - pioneered by Delacroix and further developed by the Impressionists in their luminous canvases. Learn about how the Impressionists and Post-Impressionists built on this technique to create the first ‘modern’ works of art. Using pencil and oil pastel, we’ll work from a detail of an existing work to create our own interpretation of the image, using this layered hatching technique. We’ll cover flochetage, hatching, stippling, complementary and analogous color, and conventional coloring using halftones. See materials list on website. Bring a lunch for the half-hour break.

Enrollment limited to 15; ages 16 and up

F409W23 Thursday, July 20
(1 session) 9 a.m. - 5:30 p.m.
\$102 Members / \$113 Non-members

PEN AND INK AND COLOR

Fred Dingler
Skill level: AB, I, AD

NEW!

Combining the structure and texture of pen and ink rendering with the fluidity of ink washes and watercolor will take your work to a new level, whether your medium of choice is pen and ink or watercolor, or you’re comfortable with both. Bring a variety of images and/or sketches to reference as you explore the ways these media combine to create renderings that open your art to new possibilities. Bring your pen and ink and watercolor materials, or see the materials list on the website for suggestions. Bring a lunch for the half-hour break.

Enrollment limited to 12; ages 16 and up

G401W23 Thursday, August 3
(1 session) 9:30 a.m. - 3:30 p.m.
\$70 Members / \$78 Non-members

COLOR WORKSHOP FOR PAINTERS

Jon Neuse
Skill level: ALL

Painters of all levels and mediums: make your acrylic, watercolor, or oil paintings more powerful and effective by gaining a better understanding of color in this six hour workshop. Explore the dynamics and use of color in two-dimensional art in this collaborative, hands-on workshop! Study color theory, using a color wheel, emotional and manipulative powers of color, how to mix paints, color recipes, how to make a color chart, and more. Class handout includes information on color theory, palette arrangement, color formulas and recipes. Materials list on website.

Enrollment limited to 12; ages 16 and up

G439W23 Friday - Saturday, August 18 - 19
(2 sessions) 9 a.m. - Noon
\$77 Members / \$85 Non-members

SAVORING SUMMER: FLOWER ARRANGING

Lee Persell
Skill level: ALL

Savor summer’s end by creating your own floral arrangements celebrating the bounty of the late summer garden. We’ll approach the art of flower arranging by breaking it down to its basic elements: line, shape, color, balance, proportion and texture. Learn how less can be more, how to collect materials selectively without cutting down your whole garden, and how to incorporate non-floral elements in your design. Bring one or two vases (can be glass, ceramic, or other material) and garden shears or hand pruner. Price includes \$25 materials fee.

Enrollment limited to 10; ages 16 and up

G319W23 Friday, August 18
(1 session) 10 a.m. - 12:30 p.m.
\$57 Members / \$60 Non-members

CREATING COLLAGES WITH AN ARTISTIC VOICE

Jon Neuse
Skill level: ALL

This workshop is an opportunity to explore and learn the dynamic of designing and making collages. The workshop is constructed so you can learn from your instructor and the other participants. In the first half the instructor will walk you through the steps of putting a collage together, discussing both the practical and esthetic considerations. The second half is set up for you to focus on making your own collage(s). A materials list is available on the website.

Enrollment limited to 12; ages 16 and up

G437W23 Wednesday - Thursday, August 23 - 24
(2 sessions) 9 a.m. - Noon
\$77 Members / \$85 Non-members



Torch fired clay by Sarah Bober



The Black House by Jon Neuse

Summer 2023 Artist-Instructor Bios

Visit our website for longer artist bios and links to their websites, articles and more minnetonkaarts.org/about-us/artist-instructors

Clarice Allgood graduated from Northern Clay Center's MN NICE advanced certificate program after studying at Anderson Ranch and Penland, and completing a series of residencies. She works with both thrown and hand-built forms.

Sandy Baron received her BS from the University of Wisconsin, Madison and her MS in Interior Design and Textile Sciences from the University of Minnesota. She has studied weaving at the MCFTA for over 20 years.

Bradley Benn comes to pottery after earning degrees in engineering, BSEE and BSIE, from Washington University in St. Louis, working in industry and making harpsichords. He served as Assistant Director and managed the pottery studio at Edina Art Center.

Traudi Bestler trained at the Weavers Guild of Minnesota, The Weaving School and Sievers School of Fiber Arts. She has been a teacher of weaving, dyeing and fiber arts for more than 20 years.

Sarah Bober studied fine arts at St. Olaf College. She began making jewelry in 2007 and has been selling her work at art shows and teaching classes ever since, specializing in metal art clay.

Genie Castro studied under painter Hananiah Harari at the famed Art Students League in New York. Her work is admired for its exuberance, assured use of color and bold form. Her passion for creating is matched by her passion for helping students find their own voice through making art.

Krissy Catt has been building her career in clay, with a focus on handbuilding, for more than 20 years. Besides her business, Catt Ceramics, Krissy works in the Edina Schools and with senior adults.

Coco Connolly brings visual talents honed during her extensive design training to her watercolor practice, softening precise line work with impressionistic, flowing color to create the depictions of landscape, people, and environments that capture her imagination.

Christopher Copeland attributes his love of open, serene landscapes to his rural Washington County childhood. A graduate of the College of Visual Arts in St Paul, he has exhibited and received awards for his work in plein air events and galleries across the country.

Kathy Creger has a passion for botanicals that began with a class at the Minnesota School of Botanical Art, studying with Marilyn Garber. Kathy's orchid illustrations appear in several international publications, including "*Orchids of Tropical America, an introduction and Guide*." Her work is included in the permanent collection of the Eloise Butler Wildflower Garden Florilegium.

If a class description lists "Art Center Faculty," it means that as this catalog went to print, an instructor had not yet been assigned. Please check the class description on the website or call the Registrar for more current information.

Fred Dingler Fred Dingler graduated from the American Academy of Art in Chicago and studied with Irving Shapiro before launching his 40-year illustration career for a local and national clientele. He works in watercolor and gouache, among other media, depicting a variety of subject matter. His teaching experience includes a lengthy stint at the College of Visual Arts in St Paul, and workshops across the country.

Anwasha Guha finds inspiration in nature for her colorful paintings, created in a wide variety of media. She teaches art to students representing a variety of experience levels, emphasizing the students' interests and skill levels as she plans her class lessons.

Sonja Hutchinson is a Signature member of the Minnesota Watercolor Society and has been painting in watercolor since 2001. Her artwork employs both traditional and non-traditional watercolor techniques.

Andy Juelich Andy's love for working with his hands led him to making functional art with clay, wood, leather, and metal. He earned his B.A. degree in studio art at St John's University. Upon graduating he completed two apprenticeships, living and working with artists Richard Bresnahan and Paul Krueger. **Kevin Kluever** teaches art to students of all ages, creates paintings in his studio, and also takes on mural commissions (more than fifty of them, both indoor and outdoor), which can be found throughout the West Hennepin area, especially Maple Plain. A self-taught landscape painter, he learned to paint the way he likes to teach it: by studying the masters.

Bonnie Lauber-Westover has taught in the Minneapolis area for over 25 years at schools, colleges, and art centers. She has exhibited widely, been a juror at art competitions, and worked as a visiting artist at many art centers and schools.

Laurie Lausen is an avid rug hooker who began designing and hooking rugs in the early 70s. In the 80s she founded her studio, gallery and retail shop, The Woolly Red Rug. Laurie is one of "America's Best" in the Directory of Traditional American Crafts.

Barbara Lidfors received her Master of Fine Arts degree from Vermont College of Norwich University before moving to Germany, where she served as Assistant Adjunct Professor for Art at University of Maryland in Europe (Heidelberg) and exhibited her work in over a hundred solo and group shows throughout Germany and other countries.

Ivy Mattson's wheel thrown, altered pottery is highly decorated, projecting the joy, wonder, and curiosity which are also evident in her teaching. Mattson first experienced clay while earning her BA in Art Education at Concordia College in Moorhead, MN. She then worked as a ceramic studio artist at the Plains Art Museum in Fargo, ND, exhibiting work and teaching art in Moorhead, before moving to Minneapolis to continue working in clay at the Northern Clay Center through the MN NICE Program.

Derek Meier is a painter and mixed media artist based in St Paul, MN, where he works with artists with disabilities as a Client Service Coordinator and Art Educator at Interact Center for the Visual and Performing Arts. He received his BFA with a focus in Studio Painting from the University of South Dakota, where his work is included in both the University's Visual Arts Department and the President's Collection.

Ernest Miller, Jr. is a ceramicist and sculptor with extensive teaching experience. Ernest is an exhibitor and award winner in many juried shows locally and nationally. His work is widely collected.

Jon Neuse has been teaching for the past 25 years in a variety of media, including abstract landscape, abstract figures, collage, and monotype. Jon's work has been described as playful and childlike with an emphasis on color. His work has evolved over the years, from his early large-scale monotypes to his current exploration with 3-D accordion books.

Chiaki O'Brien is a Saori weaving artist/instructor as well as a Taiko (Japanese drumming) performer/instructor, working with students of all ages and abilities. She is the founder of Studio Fun in Bloomington. Her approach to teaching involves both individual problem-solving and group learning.

Dorothy Odland holds a B.F.A. and M.F.A. from the U of MN. She is a founding member of the Women's Art Resources of Minnesota (WARM) and has been an exhibitor, award winner, juror and gallery lecturer for more than 25 years.

Erik Pearson is a painter, sculptor, muralist, installation artists, and musician. He received his BFA in Studio Arts from the University of Wisconsin-Superior (UWS). His public mural projects include the recently completed WestRock paper recycling plant in St Paul, for which he received a Knight Arts Challenge grant. His accessible, eco-friendly sculpture technique allows him to bring the characters in his paintings to three-dimensional life.

Lee Persell is the Ceramics Studio Manager for the MCFTA. She exhibits in shows and galleries throughout the Midwest and has taught at the Art Center since 1997.

Frank Picos is a Sculpture Studio Assistant at MCFTA and teaches stone carving for both youth and adults. He is a member of the Society of Minnesota Sculptors. Frank is a part-time artist and supports the Art Center with his construction experience.

Kenneth Schweiger graduated from DePaul University in Chicago, after which he continued his studies of classical and contemporary art in Japan, at the Atelier Studio program in Minneapolis, and in New York. His current studio is located in the Northern Warehouse in Lowertown Saint Paul.

Anastasia Speer holds a B.F.A. in Ceramics from the University of South Dakota in Vermillion, South Dakota. She earned her master's degree in Art Education at the University of Minnesota in Minneapolis. She has experience teaching, assisting, and coaching young people in educational settings. Anastasia is inspired by nature in her personal work and enjoys helping her students find their own styles and inspirations for their art. She teaches the *Ceramics: Wheel & Hand* classes for youth and many of the ceramics workshops for multigenerational and family programs at the Minnetonka Center for the Arts.

Katrina Ulrich trained in India with master printers and brings this traditional skill to Minnesota to share with her students. From knitting, embroidering and sewing on a treadle sewing machine as a child, to training with a master weaver and then quilting, dyeing, block printing and watercolor painting as an adult, Katrina is well rounded in many textile and art/craft skills. Her passion for India and its many craft traditions makes teaching and practicing block printing especially rewarding for her.

Julie Vogl began her glass mosaic work with stained glass in a neighborhood community class, moving up to Tiffany-style lampshades. Her desire to pursue glass in another art form led her to glass mosaics, in which she incorporates an array of other media and objects.

Art Weeks is an award-winning artist in a variety of mediums including pastel, oil, acrylic and watercolor. He is active in the Lake Country Pastel Society, Minnesota Watercolor Society, Outdoor Painters of Minnesota, and NorthStar Watermedia Society among others. A retired architect, he holds a B.A. in architecture from the University of Illinois and led many successful projects in the private and public sector during his career. He enjoys pastels as an artistic medium because of the rich color and combination of drawing and painting skills the medium requires.

Leo Winstead is an artist, illustrator and filmmaker based in the Twin Cities. His published work includes picture books, art for games, medical and editorial illustrations as well as designs for holiday-themed merchandise. Leo has an M.F.A. from MCAD and regularly teaches art classes in the Twin Cities.

NEW STUDENT DISCOUNT

If you've never taken a class with us before, enjoy a 10% savings on your first registration! (Details, p. 19)

Call the Registrar at 952.473.7361, x. 160 to claim this benefit! It cannot be processed online or combined with other discounts.

Class Registration

Once you've found the classes or workshops that interest you, reserve your spot by registering and paying as soon as possible, as some fill up quickly. Please register at least one week before the class starts.

Register in the way that is most convenient for you:

- Online at www.minnetonkaARTS.org/classes.*
- Stop by or call the Registrar (front desk) at 952.473.7361, x. 160. Make sure to have the class number, title and payment ready. Registrations made by phone must be paid by credit card.
- Complete the Registration Form below and mail it to Minnetonka Center for the Arts. You can also email or fax your completed registration form to registration@minnetonkaarts.org or 952.473.7363.

Please note that class spots cannot be held without full payment and a signed liability waiver.

If a class is canceled due to insufficient enrollment, the Art Center will contact students by phone or email prior to the first class date. Students have the option to transfer into another class or receive a full refund.

If you have any questions, please call the Registrar at 952.473.7361, x. 160.

DISCOUNTS AND TUITION ASSISTANCE

Member Discount

Members of the MCFTA save 10% on every class and workshop for 12 months. An annual household membership is \$60 (\$55 age 62+) and can be purchased at the time of registration immediately applying the discount to that registration.

Early Registration Discount *

Students currently enrolled in a class may earn a one-time \$5 savings on a 4-week course or \$10 savings on a 5-week or longer course if registrations are made for the subsequent session before the early registration deadline. This discount only applies to registrations for classes in the session immediately following the session in which you are currently enrolled.

New Student Discount *

Non-member students who have never previously taken a class at MCFTA qualify for a 10% discount on their first class. This is a one-time offer on tuition only and does not extend to materials, additional fees, Summer Arts Camp, birthday parties or subsidized classes. It cannot be combined with any other offer.

SCHOLARSHIPS

Tuition assistance is available thanks to contributions to scholarship funds to help make art education available to all children and adults. Please call the Registrar at 952.473.7361, x. 160, for information and an application. Applications are due three weeks prior to class start.

*The Early Registration and New Student Discounts cannot be processed online. To claim these discounts, please register by visiting or calling the front desk at 952.473.7361, x. 160.

CANCELLATIONS

- The Art Center charges a \$5 administration fee for every registration cancellation or class transfer to cover administrative costs.
- Students canceling one week or more prior to the class start date will receive a 100% refund (minus the administration fee).
- Students canceling less than one week prior to the class start will receive a 50% refund (minus the administration fee).
- If canceling on the day the class starts or later, there is no refund.
- If canceling a workshop registration less than one week prior to the workshop date, there is no refund.
- Transfers must be made more than one week prior to a class start date and are subject to the administration fee.
- Tuition is not prorated for missed classes or for students who register late. Make-up classes are available at the discretion of the instructor.
- Late registrations may be accepted after a class has begun if space is available and with the permission of the instructor.
- Weather-related cancellations are nonrefundable. Make-up classes will be scheduled to the best of our ability.

NOTE: The Summer Arts Camp program has a different cancellation policy. Details available at minnetonkaARTS.org/classes/summer-arts-camp.

MATERIALS

Materials fees and model fees not included in tuition must be paid with class registration.

The course description will indicate what materials are needed. If a materials list is not mentioned or provided before the start of class, bring the supplies you have or think you might need. Your instructor will tell you if additional materials are needed.

Most class materials lists are available online (minnetonkaARTS.org/classes/class-materials-lists). A list of materials available for sale at the Art Center is also viewable online (minnetonkaARTS.org/classes/art-resources).

Photography students should bring their own camera. Ceramics students supply their own tools and clay (which may be purchased at the Art Center). The average materials cost per session for beginners is about \$35. Firing and glazing fees are calculated by dimension and are paid at the front desk.

OPEN STUDIO POLICY

Studio privileges are available during regular building hours only to students who are currently enrolled in (and regularly attending) a class, in studios when class is not scheduled. Please see your instructor or call the Registrar for open studio hours.

CLASS SKILL LEVELS

To help students find classes with the right level of challenge, the classes in this catalog are noted with the following skill levels:

(B) Beginner: Student has no experience with the medium or needs a fundamental knowledge of techniques and materials.

(AB) Advanced Beginner: Student needs more instruction or a refresher on fundamental techniques or needs help to solve basic problems with the medium.

(I) Intermediate: Student has already completed several works in this medium and has begun exhibiting. The student is able to solve many problems independently, is developing design and composition skills and wants to try, or is experimenting with, a variety of techniques.

(AD) Advanced: Student is able to work independently and seeks critique from the instructor or peers. The student has developed a style and can discuss the concept behind the work and has begun the process of creating a resume and portfolio.

(ALL) All Skill Levels: The class is open to students of all levels.

[CORE CLASS]: A fundamental class that may be a good entry into a new medium.

The Art Center recommends that students in all disciplines take a drawing class at some point in their education.



The Minnetonka Center for the Arts is accessible to students with disabilities. If you require special assistance, please let the Registrar know at 952.473.7361, x. 160, or the Minnesota Relay Service (for the hearing impaired) at 800.627.3529 two weeks prior to class. We will be happy to accommodate your needs.

Registration Form

Minnetonka Center for the Arts

Today's Date _____

Name (First, Last) _____

Address _____ City/State/Zip _____

Phone Number _____ Alternate Phone _____

Emergency Contact (Name, Relationship, Phone) _____

Student Email _____

Class Number	AM PM	Class or Workshop Title	Student Name	D.O.B. (<18)	Model or Materials Fees	Tuition

METHOD OF PAYMENT Check # _____ Visa Mastercard

Account # _____ Exp. Date _____ CVV _____

Date into RE (Office use) _____

REGISTRATION & CLASS FEES All fees must be paid in full when you register. We cannot reserve space without full payment.

You may register by:

Online: www.minnetonkaarts.org - **Mail:** 2240 North Shore Drive, Wayzata, MN 55391

Phone: 952.473.7361, ext. 160

TUITION SUBTOTAL	
MODEL AND MATERIALS FEES SUBTOTAL	
MEMBERSHIP (OPTIONAL)	
Subtotal	
<i>MINUS DISCOUNTS OR SCHOLARSHIPS</i>	
TOTAL	

Register online at
www.minnetonkaARTS.org

New student? Tell us how you discovered the Art Center? (please circle one)

Word of mouth • Advertisement • Web Search

Facebook • Instagram • Twitter

Article • Catalog Mailing • Event/Exhibit

Ridgedale • Drive by • Summer Arts Camp

Other _____

MEMBERSHIP STATUS

Membership is encouraged but optional

- Current Member**
- NEW Member**
 - Basic \$60 (\$55 senior discount)
 - Friend \$100
 - Sponsor \$250
 - Patron \$1,000
- Non-member**

Art Center Hours

Monday	9 a.m. - 4 p.m.
Tuesday	9 a.m. - 9 p.m.
Wednesday	9 a.m. - 4 p.m.
Thursday	9 a.m. - 9 p.m.
Friday	9 a.m. - 4 p.m.
Regular Saturday hours	9 a.m. - 4 p.m. (until June 18)
Saturday Summer Hours (mid-June - Aug)	9 a.m. - 1 p.m.
Sunday	Closed

The Art Center is closed these holidays: New Year's Day, Memorial Day, Independence Day, Labor Day, Thanksgiving Day, Christmas Eve Day and Christmas Day.

The Art Center is closed two weeks each year: the week before Labor Day for cleaning and maintenance and the week from Christmas Day through New Year's Day. Phone lines will be open these weeks, M-F, excluding holidays, from 9 a.m. - 4 p.m.

Weather closings will be posted to our website, news outlets, and social media. We follow the Orono Public Schools regarding closures and late starts (when the Art Center will open at 10 a.m.). Weather related cancellation policy is on page 19.

Open Studio is a free benefit for currently registered students only, so they may continue artwork projects outside of class. Call the Registrar for available open studio hours.

Art Center Café Hours

The Art Center Cafe remains closed until further notice.

OUR MISSION

In the belief that the visual arts are indispensable to a healthy community, it is the mission of the Minnetonka Center for the Arts to provide teaching excellence, quality exhibitions and cultural enrichment for people of all ages, interests, and abilities.

Minnetonka Center for the Arts

2240 North Shore Drive
Wayzata, MN 55391-9347

minnetonkaARTS.org
952.473.7361, x. 160

Nonprofit
Organization
U.S. Postage
PAID
Minnetonka
Center for the Arts

This activity is made possible by the voters of Minnesota through a Minnesota State Arts Board Operating Support Grant, thanks to a legislative appropriation from the arts and cultural heritage fund.



LOCATION 2240 North Shore Drive, Wayzata 55391-9347

Just 20 minutes from downtown Minneapolis and 5 minutes from downtown Wayzata

Two blocks west of the Dakota Rail Regional Trail

About 1/2 mile from the Noerenberg Gardens



/VISUALLY SPEAKING/

SUMMER
2023

Minnetonka Center for the Arts

Classes / Exhibits / Outreach



Everyone is welcome
at the Art Center!

COVID POLICY

Out of concern for the most vulnerable members of our community, all students are strongly encouraged but not required to be up-to-date with their vaccines and wear masks at all times during their visit. Visit www.minnetonkaARTS.org to review the liability release all students are required to sign when registering.

Summer Courses at MCFTA / PAGES 8 - 17

Exhibits and Openings / PAGE 2

When Clowns Collide by Jon Neuse