

/VISUALLY SPEAKING/ F A L L 2 0 2 3

Minnetonka Center for the Arts

Classes / Exhibits / Outreach

**Visual arts education for all ages,
interests, and abilities**

ESSENTIAL DATES

Fall Registration Opens
August 7, Noon

Summer II classes
July 24 – August 26

Annual Meeting
July 26
Henrietta Murphy Room
3:30 – 4:30 PM
All members are welcome!

Clean-up Week
August 26 – September 1
Volunteers Needed!

Fall I classes
September 5 – October 28
Please register by August 26

Arts of the Holidays Show & Sale*
Call for entries due September 12
Visit the website for more information

Fall II classes
October 30 – December 23
Please register by October 21

Arts of the Holidays Show & Sale*
October 27 – December 23
Laura H. Miles Gallery

Winter Classes
January 2 – February 24
Registration opens Monday, November 20, Noon
Please register by December 23

*Free and open to the public

Cover Art by Cynthia Kath

Fall Classes / PAGES 4-16

Exhibits Update
Free and open to the public / PAGE 2

Artist-Instructor Bios / PAGE 17

Contributor Thank You / PAGE 18

Class Registration Instructions / PAGE 19

Exhibits Update

Exhibits and opening previews are free and open to the public. Our facility is fully accessible to ensure that the visual arts are available to everyone.

Original artwork is available for viewing and purchase at the Minnetonka Center for the Arts in the gallery, throughout

the building and at Ridgedale Center. To purchase artwork at the Art Center, stop by the front desk. To purchase artwork exhibited through Partners in Art at Ridgedale, contact Bob Bowman at bbowman@minnetonkaarts.org or 952.473.7361 x. 170.

ARTS OF THE HOLIDAYS SHOW AND SALE

October 27 through December 23

Laura H. Miles Gallery

Free and open to the public

Offering new artists to discover and new collections of work by returning favorites, the *Arts of the Holidays Show and Sale*, offers you the chance to shop a gallery full of fine craft and art, selected for character and value, perfect for holiday giving. Enjoy the unhurried atmosphere of shopping in our spacious gallery. With more than a hundred local artists' work, it's a holiday shopping must!



WANT TO TEACH AT THE ART CENTER?

Are you an Artist/Instructor looking for a place to share and develop your talent? MCFTA is always interested in proposals for series classes or workshops, whether in a discipline we currently offer, or something new. If your art-making career is at a stage where sharing your passion with others is the next step for you, contact Bob Bowman at bbowman@minnetonkaarts.org for adult programming or Ruth Mason at rmason@minnetonkaarts.org for children and youth programming. (If you know you're ready to teach, but aren't sure exactly what form your class would take, we can help you figure out where your skills would fit into our program best.)

CALLS FOR ENTRIES

ARTS OF THE HOLIDAYS

Entries Due: Sept 12

Our holiday tradition returns! Fine craft and art in all media are sought for this event, designed to offer shoppers an artful alternative to the usual holiday shopping options. Apply by emailing three images of your work, with medium and pricing, to bbowman@minnetonkaarts.org by September 12. For more details, see the Calls for Entries page at minnetonkaarts.org.

PARTNERS IN ART AT RIDGEDALE CENTER

Entries ongoing

Our displays of art at Ridgedale Center continue – see the Exhibits page at minnetonkaarts.org to learn how you can have your work seen by the millions of people who pass through Ridgedale each year! Displays are changed out on an ongoing basis, so apply at any time with images of your work, including medium, size, and pricing information, to bbowman@minnetonkaarts.org. See the Calls for Entries page of minnetonkaarts.org for full details. All exhibited work must be for sale. Media includes but is not limited to ceramics, sculpture, textiles, paintings, and glass.



/VISUALLY SPEAKING/

Fall 2023

CONTENTS

1	Essential Dates
2	Exhibits Update
3	Director's Note
4-5	Classes at a Glance
6-16	Class Descriptions
17	Artist-Instructor Bios
18	Thank You Donors / Welcome Members
19	Registration Details
20	Art Center Hours / Mission / Location

BOARD OF DIRECTORS (as of 6/28/2023)

CHAIR	Jim Schwert
VICE CHAIR	Curt Paulsen
SECRETARY	Sarah Gibson
TREASURER	Gary Lasché
MEMBERS AT LARGE	Laura Bernstein Barbara McBurney Martha McLaughlin Jackie Peterson Joan Suko

ART CENTER STAFF

EXECUTIVE DIRECTOR	Roxanne Heaton, x. 150 rheaton@minnetonkaarts.org
EXHIBITS & ADULT PROGRAM DIRECTOR	Robert Bowman, x. 170 rbowman@minnetonkaarts.org
CHILDREN & YOUTH PROGRAM DIRECTOR	Ruth Mason, x. 190 rmason@minnetonkaarts.org
MARKETING & COMMUNICATIONS DIRECTOR	Open Position
FINANCE DIRECTOR	Mary Larson, x. 130 mlarson@minnetonkaarts.org
ACCOUNTING ASSOCIATE	Lisa Iserman, x. 180 liserman@minnetonkaarts.org
CERAMICS STUDIO MANAGER	Lee Persell, x. 140 lpersell@minnetonkaarts.org
DEVELOPMENT ASSOCIATE	Susan Weir, x. 100 sweir@minnetonkaarts.org
REGISTRARS	registration@minnetonkaarts.org Open Positions
GUEST SERVICES	952.473.7361, x. 160 registration@minnetonkaarts.org
VOLUNTEER OPPORTUNITIES	Maryalice Brenk mmbrenk9@gmail.com
WEBSITE	minnetonkaARTS.org
FACEBOOK	facebook.com/artcentered
TWITTER	@Mtkacenter4arts
INSTAGRAM	minnetonkaarts



DIRECTOR'S NOTE

Dear Friends,

Welcome to a new fiscal and academic year! We hope you'll take the opportunity to experience all the Art Center has to offer throughout the upcoming year. We've planned some exciting new classes and workshops for fall in addition to the old favorites. New offerings include many classes and workshops centered around rendering the human figure. If your art-making involves depicting figures – or if you'd like it to, but haven't developed the skills to do it confidently – I hope you'll take advantage of the many options we're offering this fall. Take a class, visit the gallery or just stop by! We hope to see you soon...

As you peruse the fall offerings, you probably won't be surprised to see the price of a class has gone up. We have experienced some dramatic increases in expenses this past year so this increase was unavoidable. We never want our fees to be a barrier to participation and through the generosity of several longtime supporters, scholarships are available to qualified applicants. Please consult the website or give us a call for further details.

If your circumstances permit, please consider supporting the Art Center with a membership and a donation. Your support is more important than ever because, for a limited time, 3 generous donors have offered to match your contribution thereby

doubling your gift! Watch for a brightly colored envelope to arrive in your mailbox this fall and please consider our request. The annual fund is a lifeline that sustains our programming year to year. Your gift supports:

- Class offerings for adults and children, more than 500 each year.
- Exhibits at our main location and the Ridgedale Center that are always free and open to the public.
- Outreach programs that have delivered art experiences to thousands, reaching underserved populations including children of families living on the economic edge, children and adults with physical or developmental challenges, seniors and more.

As a nonprofit community art center, we make the visual arts available to all regardless of age, income or abilities. Please give generously if you value the arts. We rely on people like you who believe that the visual arts are indispensable to a healthy community. If you do not receive the appeal mailing and would like to make a donation, call us or visit our website. Every gift is greatly appreciated!

Best regards,

Roxanne L. Heaton, Executive Director

This summer we lost one of our longtime instructors and favorite friends, Cynthia Kath, after a 5 year struggle with cancer. Cynthia was an extraordinarily talented artist and instructor who will be deeply missed by all who knew her. For more information, see Cynthia's obituary at www.legacy.com/us/obituaries/twincities/name/cynthia-kath-obituary?id=52417862. Cynthia's artwork appears on the covers of this issue.

Our deepest gratitude to Cynthia for designating the Art Center as a recipient of memorial contributions. Our sincerest condolences to her family...



Fall 2023 Class Schedule

AFFILIATED ARTS			PAGE	ARTIST-INSTRUCTOR	FALL I	FALL II	TIME	MON	TUE	WED	THU	FRI	SAT
Exploring Minneapolis Art			6	Neuse	A43823	B43823	1:00 PM - 4:00 PM				•		
CERAMICS			PAGE	ARTIST-INSTRUCTOR	FALL I	FALL II	TIME	MON	TUE	WED	THU	FRI	SAT
Introductory To Advanced Studio Lab			6	Allgood	A90323	B90323	9:30 AM - 12:30 PM	•					
Pottery in the Making			6	Persell	A90523	B90523	9:30 AM - 12:30 PM		•				
Beginning/Intermediate Pottery [CORE CLASS]			6	Persell	A90023	B90023	6:00 PM - 9:00 PM		•				
Ceramic Sculpture: Techniques for Handbuilding			6	Chinn		B95723	9:30 AM - 12:30 PM		•				
Ceramic Sculpture (AM)			6	Catt	A94423	B94423	9:30 AM - 12:30 PM			•			
Ceramic Sculpture (PM)			6	Catt	A94123	B94123	1:00 PM - 4:00 PM			•			
The Hand and the Wheel NEW!			7	Rivera	A91023		9:30 AM - 12:30 PM			•			
Throwing Foundations [CORE CLASS]			7	Mattson		B93923	1:30 PM - 4:30 PM			•			
Exploring Clay			7	Persell	A90623	B90623	9:30 AM - 12:30 PM				•		
Made of Clay			7	Miller	A97623	B97623	6:00 PM - 9:00 PM				•		
Beginning/Intermediate Ceramics [CORE CLASS]			7	Benn	A92223	B92223	9:30 AM - 12:30 PM					•	
Stoneware and Porcelain			7	Allgood	A91823	B91823	9:30 AM - 12:30 PM						•
DRAWING			PAGE	ARTIST-INSTRUCTOR	FALL I	FALL II	TIME	MON	TUE	WED	THU	FRI	SAT
Drawing Basics			7	Lauber-Westover	A42223	B42223	9:00 AM - 12:00 PM	•					
Intermediate Drawing Studio			7	Lauber-Westover	A40523	B40523	1:00 PM - 4:00 PM	•					
Drawing the Figure Using the Proportional Method			7	Lidfors	A46823	B46823	6:00 PM - 9:00 PM		•				
Figure/Life Drawing			7	Schweiger	A45523	B45523	1:30 PM - 4:00 PM				•		
FIBER ARTS			PAGE	ARTIST-INSTRUCTOR	FALL I	FALL II	TIME	MON	TUE	WED	THU	FRI	SAT
Advanced Beginner Weaving			8	Bestler	A75123	B75123	9:30 AM - 12:30 PM	•					
Intermediate Weaving			8	Bestler	A70023	B70023	9:30 AM - 12:30 PM		•				
Wednesday Weaving			8	Bestler	A70423	B70423	9:30 AM - 12:30 PM			•			
Folk Art Rug Hooking			8	Lausen	A71223	B71223	1:00 PM - 4:00 PM			•			
Beginning Weaving [CORE CLASS]			8	Bestler	A78123	B78123	9:30 AM - 12:30 PM				•		
JEWELRY			PAGE	ARTIST-INSTRUCTOR	SUMMER I	SUMMER II	TIME	MON	TUE	WED	THU	FRI	SAT
Creating Silver Jewelry in Metal Clay			8	Bober	A86023		6:00 PM - 9:00 PM		•				
Intermediate Jewelry Design			8	Saathoff	A85723	B85723	9:00 AM - 12:00 PM			•			
Beginning Silversmithing and Jewelry Design			8	Saathoff	A83223	B83223	12:30 AM - 3:30 PM			•			
Creating Copper and Bronze Jewelry in Metal Clay			8	Bober	A86223		6:00 PM - 9:00 PM				•		
Nature-Inspired Jewelry			9	Bober		B85923	6:00 PM - 9:00 PM				•		
LECTURE			PAGE	ARTIST-INSTRUCTOR	FALL I	FALL II	TIME	MON	TUE	WED	THU	FRI	SAT
Lecture Series: Artists and their Stories NEW!			9	Winstead	A12323		6:30 PM - 8:00 PM				•		
PAINTING			PAGE	ARTIST-INSTRUCTOR	FALL I	FALL II	TIME	MON	TUE	WED	THU	FRI	SAT
W Abstract Painting			9	Neuse	A49723	B49723	9:00 AM - 12:00 PM	•					
Intermediate/Advanced Painting Studio			9	Odland	A41423	B41423	9:30 AM - 12:30 PM		•				
Pastel Landscape [CORE CLASS]			9	Weeks	A47523	B47523	9:30 AM - 12:30 PM		•				
W Watercolor: Valuing Your Work			9	Connolly	A43123		9:30 AM - 12:30 PM		•				
W Watercolor: Focus on Nature			9	Connolly		B43123	9:30 AM - 12:30 PM		•				
Beginning/Intermediate Painting Studio [CORE CLASS]			9	Odland	A41523	B41523	1:00 PM - 4:00 PM		•				
Face Value: Portraiture in Oil and Acrylic			9	Weisensel	A47023	B47023	6:00 PM - 9:00 PM		•				
Botanical Art: Farmers Market Autumn Finds			10	Creger	A44323	B44323	1:00 PM - 4:00 PM		•				
Painting Abstract Landscapes			10	Neuse	A49823	B49823	6:00 PM - 9:00 PM		•				
Learn to Paint from the Masters			10	Kluever	A48023	B48023	6:00 PM - 9:00 PM		•				
W Watercolor I & II: Working from Photos			10	Hutchinson	A42523	B42523	9:30 AM - 12:30 PM			•			
Finding Your Way with Painting			10	Lidfors	A40323	B40323	1:00 PM - 4:00 PM			•			
W Watercolor Studio: Refining Skills			10	Hutchinson		B43323	1:00 PM - 4:00 PM			•			
Painterly Abstraction			10	Wieben	A49223		9:30 AM - 12:30 PM				•		
W Watercolor Foundations [CORE CLASS]			10	Weeks	A42023	B42023	9:30 AM - 12:30 PM				•		
Animal Portraits: Painting from the Heart NEW!			10	Harden	A46423		6:00 PM - 9:00 PM				•		
Animal Portraits: Painting from the Heart NEW!			10	Harden		B46423	9:30 AM - 12:30 PM						•
Plein Air Painting			10	Anderson	A46223		1:00 PM - 4:00 PM				•		
Beginning Oil Painting			10	Anderson		B45923	1:00 PM - 4:00 PM				•		
Advancing with Oils and Acrylics NEW!			11	Anderson	A44523	B44523	6:00 PM - 9:00 PM				•		
W New Ways with Watercolor NEW!			11	Guha	A43723		6:00 PM - 9:00 PM				•		
W Fall into Watercolor NEW!			11	Guha		B43723	6:00 PM - 9:00 PM				•		
Renaissance and Flemish Oil Painting Method			11	Petrov	A41323		9:00 AM - 12:00 PM					•	
Principles of Oil Painting			11	Petrov		B49023	9:00 AM - 12:00 PM					•	



Watch for this symbol throughout this catalog for watercolor options!

See page 17 for Artist-Instructor bios

Fall 2023 Class Schedule

PHOTOGRAPHY		PAGE	ARTIST-INSTRUCTOR	FALL I	FALL II	TIME	MON	TUE	WED	THU	FRI	SAT
Lightroom		11	Faculty	A67423	B67423	9:30 AM - 12:30 PM		•				
Making Photographs		11	Faculty	A61023	B61023	9:30 AM - 12:30 PM			•			
Beginning Digital Photography		11	Faculty	A66223	B66223	9:00 AM - 12:00 PM				•		
SCULPTURE		PAGE	ARTIST-INSTRUCTOR	FALL I	FALL II	TIME	MON	TUE	WED	THU	FRI	SAT
Stone Carving Beginning/Intermediate		12	Picos	A82923	B82923	12:30 PM - 3:30 PM				•		
WORKSHOPS FOR ADULTS		PAGE	ARTIST-INSTRUCTOR	FALL I	FALL II	TIME	MON	TUE	WED	THU	FRI	SAT
Crafting an Image: from Plein Air to Studio NEW!		12	Copeland	A460W23		1:00 PM - 4:00 PM			9/13, 9/20			
Color Workshop for Painters		12	Neuse	A439W23		9:00 AM - 12:00 PM					9/15	9/16
About Face: Drawing Portraits in Graphite NEW!		12	Weisensel	A476W23		9:30 AM - 3:30 PM						9/16
Glazing Workshop: Working with Wax		12	Allgood	A922W23		1:00 PM - 4:00 PM					9/22	
A Day with S.C. Rolf, Studio Potter NEW!		12	Rolf	A935W23		10:00 AM - 4:00 PM						9/23
Torch-Fired Silver Clay Jewelry		12	Bober	A866W23		9:30 AM - 12:30 PM						9/23, 9/30
Freeing Abstraction!		12	Castro	A430W23		9:30 AM - 4:00 PM		9/26				
Creating Collages with an Artistic Voice		12	Neuse	A437W23		9:00 AM - 12:00 PM			9/27	9/28		
Exploring Gouache		13	Dingler	A400W23		9:30 AM - 3:30 PM				9/28		
Fundamentals of Drawing		13	Beck	A451W23		9:00 AM - 4:00 PM				9/28		
Saori Weaving Workshop		13	O'Brien	A727W23		10:00 AM - 1:00 PM						9/30
Summer Light - the Late Summer Landscape		13	Combs	A494W23		9:30 AM - 3:30 PM			10/4			
Hummingbirds in Watercolor NEW!		13	Hutchinson	A444W23		9:30 AM - 4:00 PM				10/5		
Glass Mosaics		13	Vogl	A969W23		9:00 AM - 12:30 PM						10/7, 10/14
How to Draw Faces NEW!		13	Beck	A454W23		9:00 AM - 4:00 PM						10/7
Introduction to Spoon Carving NEW!		13	Vevang	A308W23		10:00 AM - 1:00 PM						10/7
W Color Connections in Watercolor NEW!		14	Hearding	A452W23		9:00 AM - 4:00 PM				10/12	10/13	
Exploring Underglazes		14	Speer	A921W23		1:00 PM - 4:00 PM					10/13	
Encaustic Painting: Working with Wax		14	Reeb	A438W23		9:30 AM - 3:30 PM					10/20	
Sculpting with "Paper Clay"		14	Pearson	A809W23		9:30 AM - 3:30 PM					10/20	10/21
Cozy Hooked Mug Mat		14	Lausen	A735W23		9:30 AM - 3:30 PM						10/21
Hands Down: Drawing Hands NEW!		14	Weisensel	A457W23		9:30 AM - 3:30 PM						10/21
Focus on Features NEW!		14	Beck		B453W23	9:00 AM - 4:00 PM	10/30					
W Mixing it Up with Watercolor		14	Guha		B440W23	9:30 AM - 12:30 PM					11/3 - 11/17	
W Pen and Ink and Color		14	Dingler		B401W23	9:30 AM - 3:30 PM				11/9		
Color Workshop for Painters		12	Neuse		B439W23	9:00 AM - 12:00 PM					11/10	11/11
Landscape Painting Two-Day Workshop		15	Combs		B481W23	9:00 AM - 3:30 PM			11/15	11/16		
Flower Arranging for the Holidays		15	Persell		B319W23	10:00 AM - 12:30 PM					11/17	
Cozy Hooked Mug Mat		14	Lausen		B735W23	9:30 AM - 3:30 PM						12/2
Introduction to Spoon Carving NEW!		13	Vevang		B308W23	10:00 AM - 1:00 PM						12/2
Saori Weaving Workshop		12	O'Brien		B727W23	10:00 AM - 1:00 PM						12/2
Freeing Abstraction!		12	Castro		B430W23	9:30 AM - 4:00 PM		12/5				
Winter Light - the Landscape in Winter		13	Combs		B494W23	9:30 AM - 3:30 PM					12/8	
Glass Mosaics		13	Vogl		B969W23	9:00 AM - 12:30 PM						12/9, 12/16
Creating Collages with an Artistic Voice		13	Neuse		B437W23	9:00 AM - 12:00 PM			12/13	12/14		
MULTIGENERATIONAL		PAGE	ARTIST-INSTRUCTOR	FALL I	FALL II	TIME	MON	TUE	WED	THU	FRI	SAT
Tuesdays with Erin		15	Stahl	A09023		5:30 PM - 7:30 PM		•				
Clay Pumpkins		15	Wasscher	A056W23		11:00 AM - 1:00 PM						10/7
Gorgeous Glass - Holiday Ornaments		15	Petron	A052W23		1:00 PM - 3:30 PM						10/7
Gorgeous Glass - Holiday Ornaments		15	Petron	B052W23		1:00 PM - 3:30 PM						11/4
Gorgeous Glass - Holiday Ornaments		15	Petron	B053W23		1:00 PM - 3:30 PM						12/2
Mystery Still Lifes		15	Wasscher	A022W23		11:00 AM - 1:00 PM						10/21
Steam Punks		15	Pearson	A029W23		1:30 PM - 3:30 PM						10/21, 10/28
Kids' Halloween Paper Party!		15	Faculty	A031W23		1:30 PM - 3:30 PM						10/28
Harvest Wall Hangings		16	Stice		B026W23	12:00 PM - 2:00 PM						11/11, 11/18
Ceramic Snack Bowl		16	Faculty		B068W23	1:30 PM - 3:30 PM						11/11
Amazing Mugs		16	Faculty		B067W23	1:30 PM - 3:30 PM						11/18
Holiday Paper Party!		16	Sheridan		B025W23	12:30 PM - 3:30 PM						12/2
Snow People		16	Pearson		B029W23	1:30 PM - 3:30 PM						12/9, 12/16
CHILDREN AND TEENS		PAGE	ARTIST-INSTRUCTOR	FALL I	FALL II	TIME	MON	TUE	WED	THU	FRI	SAT
Painting Basics		16	Richards	A19723	B19723	9:30 AM - 11:00 AM						•
Tween Drawing Studio		16	Stahl	A17723	B17723	11:30 AM - 1:00 PM						•
Fantastic Creatures		16	Richards	A237W23		11:30 AM - 1:00 PM						10/14, 10/21
Tween Illustration		16	Wasscher		B19223	11:30 AM - 1:00 PM						•
Youth Drawing Studio		16	Stahl	A17323	B17323	9:30 AM - 11:00 AM						•

field trip

AFFILIATED ARTS

EXPLORING MINNEAPOLIS ART


Jon Neuse / Skill level: ALL

Get more comfortable and confident looking at, analyzing, and talking about art! The first week, meet at the Art Center to learn and practice Visual Thinking Strategies (VTS), developing your vocabulary for discussing artworks, then visit four Metro-area museums as a group and put your new skills to use! (This class involves traveling to and parking at four museums. Locations may change due to unforeseen issues.) Museums include the Minneapolis Institute of Art, the Walker Art Center, the Museum of Russian Art, and the Weisman Art Museum. Each student receives a 20-page handout to facilitate learning the VTS process. **Materials:** bring paper and pen to each session.

Enrollment limited to 15; ages 16 and up

A43823 Thursdays, September 28 - October 26
(5 sessions) 1 - 4 p.m.
\$173 Members / \$192 Non-members


B43823 Thursdays, November 2 - December 7
(5 sessions) 1 - 4 p.m.
No class on November 23
\$173 Members / \$192 Non-members



Courtesy of the Minneapolis Institute of Art



Courtesy of the Walker



Courtesy of the Weisman Art Museum

CERAMICS

INTRODUCTORY TO ADVANCED STUDIO LAB

Clarice Allgood
Skill level: ALL

This course, open to all skill levels, covers basic throwing and handbuilding techniques for beginners to more advanced assemblage, subtraction and alteration on and off the wheel. Instruction on glazing, wax and other surface treatments for finishing work will be available. Individualized instruction, demonstrations and discussions will reflect the specific interests of students. Students may choose to work with suggested projects or may prefer to develop their ideas individually. Bring a towel and a small (gallon or less) bucket for water. Tools and clay can be purchased in MCFTA's retail shop.

Enrollment limited to 15; ages 16 and up

A90323 Mondays, September 11 - October 23
(7 sessions) 9:30 a.m. - 12:30 p.m.
\$290 Members / \$322 Non-members

B90323 Mondays, October 30 - December 18
(8 sessions) 9:30 a.m. - 12:30 p.m.
\$330 Members / \$367 Non-members

CERAMIC SCULPTURE: TECHNIQUES FOR HANDBUILDING

Alex Chinn
Skill level: ALL

Handbuilding offers many possibilities for creating forms in clay - if you do it right! Learn the techniques for making structurally sound sculptural pieces using slab construction, coils, and other techniques to create sculpture in clay. Demonstrations will include technical info for handbuilding, ideas for enhancing your sculptures with texture or color, and ideas for finishing and displaying your projects, whether representative or abstract. Tools and clay can be purchased in MCFTA's retail shop. See materials list on the website.

Enrollment limited to 15; ages 16 and up

B95723 Tuesdays, October 31 - December 19
(8 sessions) 9:30 a.m. - 12:30 p.m.
\$330 Members / \$367 Non-members

CERAMIC SCULPTURE

Krissy Catt
Skill level: AB, I, AD

In this off-the-wheel class, students create a wide variety of projects ranging from figurative work (animals and human) to realistic or abstract forms, to clay totems, and more. You will learn proper interior structure for a sculpture made of clay and have fun with surface design and textures. It's important that you come to the first class with an idea, sketch or image of the project you intend to create, so our studio time can be used to complete it. Bring a towel and a small (gallon or less) bucket for water. Tools and clay can be purchased in MCFTA's retail shop.

Enrollment limited to 12; ages 16 and up

A94423 Wednesdays, September 6 - October 25
(8 sessions) 9:30 a.m. - 12:30 p.m.
\$330 Members / \$367 Non-members

A94123 Wednesdays, September 6 - October 25
(8 sessions) 1 - 4 p.m.
\$330 Members / \$367 Non-members

B94423 Wednesdays, November 1 - December 20
(8 sessions) 9:30 a.m. - 12:30 p.m.
\$330 Members / \$367 Non-members

B94123 Wednesdays, November 1 - December 20
(8 sessions) 1 - 4 p.m.
\$330 Members / \$367 Non-members

POTTERY IN THE MAKING

Lee Persell
Skill level: ALL

Expand your skills on the potter's wheel and/or handbuilding through demonstrations, discussions, critiques and an exploration into the art of glazing. High-fire, raku, and soda firing will be explored. Bring a towel and a small (gallon or less) bucket for water. Tools and clay can be purchased in MCFTA's retail shop.

Enrollment limited to 15; ages 15 and up

A90523 Tuesdays, September 12 - October 24
(7 sessions) 9:30 a.m. - 12:30 p.m.
\$290 Members / \$322 Non-members

B90523 Tuesdays, October 31 - December 19
(8 sessions) 9:30 a.m. - 12:30 p.m.
\$330 Members / \$367 Non-members

[CORE CLASS]

BEGINNING/INTERMEDIATE POTTERY

Lee Persell
Skill level: ALL

Beginners receive an introduction to basic throwing techniques and forms, while intermediate students expand their technical abilities and their understanding of ceramic form through demos, discussions and critiques. High-fire, raku and soda firing will be explored. Bring a towel and a small (gallon or less) bucket for water. Tools and clay can be purchased in MCFTA's retail shop.

Enrollment limited to 15; ages 15 and up

A90023 Tuesdays, September 12 - October 24
(7 sessions) 6 - 9 p.m.
\$290 Members / \$322 Non-members

B90023 Tuesdays, October 31 - December 19
(8 sessions) 6 - 9 p.m.
\$330 Members / \$367 Non-members



Cruet Set by Clarice Allgood

LECTURE

LECTURE SERIES: ARTISTS AND THEIR STORIES

Leo Winstead
Skill level: ALL

Join art history scholar Leo Winstead for a series of lively presentations on some of the more interesting figures in the history of art, emphasizing the personalities and events that shaped their work. Each week will present a collection of artists with something in common, living in different places, in different times, and creating different pieces of our collective material culture: the world of art as we know it. Topics include "The Struggle for Independence," "Innovators," and "Rivalries." Images of each artists' work and time for questions will complete each evening. See materials list on the website for a week-by-week listing of topics.

Enrollment limited to 25; ages 16 and up

A12323 Thursdays, September 7 - October 26
(8 sessions) 6:30 - 8 p.m.
\$95 Members / \$105 Non-members

SEE THE WORKSHOPS SECTION FOR ADDITIONAL CERAMICS CLASSES:

- **EXPLORING UNDERGLAZES** PAGE 14
- **GLAZING WORKSHOP: WORKING WITH WAX** PAGE 12
- **A DAY WITH S. C. ROLF, STUDIO POTTER** PAGE 12

Attention new ceramics students:

Bring a towel and wear clothes that can get muddy. Clay and tools are available for purchase at the Art Center (items and descriptions online). During your first class, your instructor will show you what you need. These materials are not included in the class price unless stated. Firing fees are extra and purchased when needed and are based on the size of your finished piece(s).

DRAWING

THE HAND AND THE WHEEL

Andrew Rivera
Skill level: ALL

NEW!

Explore the possibilities of clay as an expression of hospitality and tradition as you learn to create functional ceramics for use in your home. Throwing and hand-building techniques will be presented, along with techniques for enriching your creations with slip decoration and glazing. A variety of clays and firing methods will be available for your projects. Bring a towel and a small (gallon or less) bucket for water. Tools and clay can be purchased in MCFTA's retail shop.

Enrollment limited to 15; ages 16 and up

A91023 Wednesdays, September 6 - October 25
(8 sessions) 9:30 a.m. - 12:30 p.m.
\$330 Members / \$367 Non-members

[CORE CLASS]

THROWING FOUNDATIONS

Ivy Mattson
Skill level: B, AB

Whether you're an absolute beginner or have had a little throwing experience, this class will get you started on your way with clay. We'll focus on the basics of throwing on the wheel as well as doing some handbuilding projects in a relaxed, encouraging environment. Glazing demonstrations will complete the process – your work will be high-fired to use and enjoy! Bring a towel and a small (gallon or less) bucket for water. Tools and clay can be purchased in MCFTA's retail shop.

Enrollment limited to 15; ages 16 and up

B93923 Wednesdays, November 1 - December 20
(7 sessions) 1:30 - 4:30 p.m.
No class on November 22
\$290 Members / \$322 Non-members

EXPLORING CLAY

Lee Persell
Skill level: ALL

This class is for beginners and advanced potters alike. Beginners will be introduced to the potter's wheel as well as handbuilding. Experienced students will work with the instructor to develop their own projects. High-fire, raku and soda firing will be explored. Bring a towel and a small (gallon or less) bucket for water. Tools and clay can be purchased in MCFTA's retail shop.

Enrollment limited to 15; ages 15 and up

A90623 Thursdays, September 14 - October 26
(7 sessions) 9:30 a.m. - 12:30 p.m.
\$290 Members / \$322 Non-members

B90623 Thursdays, November 2 - December 21
(7 sessions) 9:30 a.m. - 12:30 p.m.
No class on November 23
\$290 Members / \$322 Non-members

Note to all ceramics students:

Do you have a stain or glaze you'd like to try? Please be sure to ask the ceramics studio manager, Lee Persell, if the product (clay, stains, glazes, wax, etc.) can safely be used in the studio.

MADE OF CLAY

Ernest Miller
Skill level: ALL

Clay can be everyday functional or a material to illustrate sculptural ideas. In this class Ernest shares his approach to wheel throwing functional dinnerware as well as the thrown and altered vessel including cups, teapots, bowls, handles, and vases. He will perform demonstrations for the beginner potter while encouraging independent idea exploration for the more experienced. Students have the option to finish their work in a high fire reduction kiln or soda kiln. Bring a towel and a small (gallon or less) bucket for water. Tools and clay can be purchased in MCFTA's retail shop.

Enrollment limited to 15; ages 14 and up

A97623 Thursdays, September 7 - October 26
(8 sessions) 6 - 9 p.m.
\$330 Members / \$367 Non-members

B97623 Thursdays, November 2 - December 21
(7 sessions) 6 - 9 p.m.
No class on November 23
\$290 Members / \$322 Non-members

[CORE CLASS]

BEGINNING/INTERMEDIATE CERAMICS

Bradley Benn
Skill level: B, AB, I

Learn to throw, develop your throwing skills as a potter, and learn hand-building techniques in this class, open to beginning and intermediate students. A variety of projects and new ideas will be presented, with time available for individualized instruction. Bring a towel and a small (gallon or less) bucket for water. Clay and tools may be purchased in MCFTA's retail shop.

Enrollment limited to 15; ages 16 and up

A92223 Fridays, September 8 - October 27
(7 sessions) 9:30 a.m. - 12:30 p.m.
No class on October 6
\$290 Members / \$322 Non-members

B92223 Fridays, November 3 - December 22
(7 sessions) 9:30 a.m. - 12:30 p.m.
No class on November 24
\$290 Members / \$322 Non-members

STONEWARE AND PORCELAIN

Clarice Allgood
Skill level: ALL

Beginners learn the basics of working with stoneware or porcelain on the potter's wheel while intermediate and advanced students expand their skills. Handbuilding projects will be presented. Class includes demos, critiques and an opportunity to try soda and raku-firing techniques. Bring a towel and a small (gallon or less) bucket for water. Tools and clay can be purchased in MCFTA's retail shop.

Enrollment limited to 15; ages 16 and up

A91823 Saturdays, September 9 - October 28
(8 sessions) 9:30 a.m. - 12:30 p.m.
\$330 Members / \$367 Non-members

B91823 Saturdays, November 4 - December 23
(8 sessions) 9:30 a.m. - 12:30 p.m.
\$330 Members / \$367 Non-members

DRAWING BASICS

Bonnie Lauber-Westover
Skill level: B, AB

Drawing is a skill that creates the foundation for all 2-D art. Specific exercises will teach you to express yourself and capture the world around you. Each week we'll focus on one approach to seeing and drawing, thereby building a visual vocabulary. You will try various media and approaches, look at successful drawings, have fun and gain confidence in your own work. Great for beginners as well as those who wish to brush up on their skills. A materials list is on the website.

Enrollment limited to 12; ages 16 and up

A42223 Mondays, September 11 - October 16
(6 sessions) 9 a.m. - Noon
\$207 Members / \$230 Non-members

B42223 Mondays, October 30 - December 18
(8 sessions) 9 a.m. - Noon
\$275 Members / \$306 Non-members

INTERMEDIATE DRAWING STUDIO

Bonnie Lauber-Westover
Skill level: AB, I, AD

Continue fine-tuning technical and observational skills – adding depth, emotion, and movement to create stronger drawings with personal perspective. You will explore different media, a variety of approaches, and color techniques to enhance your own artistic vision. A materials list is on the website.

Enrollment limited to 12; ages 16 and up

A40523 Mondays, September 11 - October 16
(6 sessions) 1 - 4 p.m.
\$207 Members / \$230 Non-members

B40523 Mondays, October 30 - December 18
(8 sessions) 1 - 4 p.m.
\$275 Members / \$306 Non-members

SEE THE WORKSHOPS SECTION FOR ADDITIONAL DRAWING CLASSES:

- ABOUT FACE: DRAWING PORTRAITS IN GRAPHITE PAGE 12
- WORKSHOP: HOW TO DRAW FACES PAGE 13
- HANDS DOWN: DRAWING HANDS PAGE 14
- WORKSHOP: FOCUS ON FEATURES PAGE 14
- PEN AND INK AND COLOR PAGE 14

DRAWING THE FIGURE USING THE PROPORTIONAL METHOD

Barbara Lidfors
Skill level: ALL

Drawing the human figure is a multifaceted and exciting venture for artists of all levels. In this class we will study the proportional method of drawing the human figure. From the Greeks to the Renaissance to the present, artists have found that the understanding of anatomical proportions can lead to more accurate and convincing figurative drawings, especially when combined with sensitive observation. Beginners will begin by mastering the proportions of the head and the standing body. Intermediate students will work towards using compositional strategies to create scenes with multiple figures. See suggested materials list on the website.

Enrollment limited to 15; ages 16 and up

A46823 Tuesdays, September 5 - October 24
(8 sessions) 6 - 9 p.m.
\$275 Members / \$306 Non-members

B46823 Tuesdays, October 31 - December 19
(8 sessions) 6 - 9 p.m.
\$275 Members / \$306 Non-members

FIGURE/LIFE DRAWING

Kenneth Schweiger
Skill level: ALL

Learn to draw the nude human figure from observation in this multi-level class that is transferable to other mediums. Beginners will learn how to draw the human structure, gestures, and how to use line weight and shading to develop form. Intermediate students will be shown ways to advance their skills based on their individual needs and interests. There will be fast gesture drawings, short studies and prolonged poses along with lots of demos and exercises. Bring hard compressed charcoal, a pad of 18" x 24" newsprint paper, and a kneaded eraser to the first class. Model fee extra, based on number of students. **Note:** Model fee extra, based on number of students (\$90 or less for the 5 week session or \$125 or less for the 7 week session).

Enrollment limited to 12; ages 18 and up

A45523 Thursdays, September 7 - October 5
(5 sessions) 1:30 - 4 p.m.
\$144 Members / \$160 Non-members

B45523 Thursdays, November 2 - December 21
(7 sessions) 1:30 - 4 p.m.
No class on November 23
\$201 Members / \$223 Non-members

The other side of the easel:

Interested in modeling for a figure drawing (nude) or portrait drawing (clothed) class? Contact bbowman@minnetonkaarts.org for details.

FIBER ARTS

ADVANCED BEGINNER WEAVING

Traudi Bestler
Skill level: ALL

This class continues the exploration of hand-weaving using Art Center looms. Individual skills will be expanded and different techniques will be introduced depending on class interests. A great class for advanced beginners and those wanting to refresh their weaving skills.

Enrollment limited to 8; ages 16 and up

A75123 Mondays, September 11 - October 23 (7 sessions) 9:30 a.m. - 12:30 p.m.
\$241 Members / \$268 Non-members

B75123 Mondays, October 30 - December 18 (7 sessions) 9:30 a.m. - 12:30 p.m.
No class on November 6
\$241 Members / \$268 Non-members

INTERMEDIATE WEAVING

Traudi Bestler
Skill level: I

In this class, students continue their exploration of weave structures. The projects and lessons are more challenging and will lead the weaver further down the path of learning. You will become more confident in setting up your loom and making the ideas in your imagination become real. You'll receive help with your projects and experience weaving on a variety of looms.

Enrollment limited to 10; ages 16 and up

A70023 Tuesdays, September 5 - October 24 (8 sessions) 9:30 a.m. - 12:30 p.m.
\$275 Members / \$306 Non-members

B70023 Tuesdays, October 31 - December 19 (8 sessions) 9:30 a.m. - 12:30 p.m.
\$275 Members / \$306 Non-members

WEDNESDAY WEAVING

Traudi Bestler
Skill level: AD

For people who can warp looms and read drafts independently. This class studies more complex weave structures and often spends one portion studying a new weave structure, followed by individual exploration into a project of choice. Designing using a computer program is also covered.

Enrollment limited to 8; ages 16 and up

A70423 Wednesdays, September 6 - October 25 (8 sessions) 9:30 a.m. - 12:30 p.m.
\$275 Members / \$306 Non-members

B70423 Wednesdays, November 1 - December 20 (8 sessions) 9:30 a.m. - 12:30 p.m.
\$275 Members / \$306 Non-members

FOLK ART RUG HOOKING

Laurie Lausen
Skill level: ALL

Create whimsical rugs using fabric strips and a simple hook. Discover a great way to recycle old fabrics. This is not latch-hook. New students will start by designing a simple mug mat to learn the techniques and then move on to a larger project. Mug mat materials which include wool strips, linen backing, finishing supplies, a rug hook for you to keep and a class notebook can be purchased at the first class for \$35 plus tax. Experienced students will work on a project in progress or start designing a new one. Lesson plans include the history of rug hooking, design and transfer methods, color planning, fabric preparation, finishing techniques and so much more.

Enrollment limited to 12; ages 16 and up

A71223 Wednesdays, September 6 - October 25 (6 sessions) 1 - 4 p.m.
No class on September 13, October 4
\$207 Members / \$230 Non-members

B71223 Wednesdays, November 1 - December 20 (7 sessions) 1 - 4 p.m.
No class on November 8
\$241 Members / \$268 Non-members

BEGINNING WEAVING

Traudi Bestler
Skill level: B, AB

This class introduces the pleasures of hand-weaving. Using Art Center table looms, you will learn all about setting up and weaving a small project. New weavers may make scarves, table linens, bags or other interesting objects. A variety of twill patterns will be explored. Both beginners and those wanting to refresh their weaving skills are welcome in this group. An additional \$14 materials fee plus tax will be collected from first-time students.

Enrollment limited to 7; ages 16 and up

A78123 Thursdays, September 7 - October 26 (8 sessions) 9:30 a.m. - 12:30 p.m.
\$275 Members / \$306 Non-members

B78123 Thursdays, November 9 - December 14 (5 sessions) 9:30 a.m. - 12:30 p.m.
No class on November 23
\$173 Members / \$192 Non-members

SEE THE WORKSHOPS SECTION FOR ADDITIONAL FIBER CLASSES:

- SAORI WEAVING WORKSHOP PAGE 13
- COZY HOOKED MUG MAT PAGE 14

JEWELRY

CREATING SILVER JEWELRY IN METAL CLAY

Sarah Bober
Skill level: ALL

Learn how to make silver jewelry without saws or power tools by using metal clay. This flexible medium can be rolled, stamped, cut, and manipulated like traditional clay. Finished pieces are kiln or torch-fired to become 99.9% pure silver. Each week, students will learn and apply new techniques for working with metal clay and create a variety of unique jewelry designs. All tools provided. Price includes \$50 materials fee, which includes silver clay for the first class. Additional clay may be purchased during class for the subsequent weeks.

Enrollment limited to 12; ages 16 and up

A86023 Tuesdays, September 12 - October 3 (4 sessions) 6 - 9 p.m.
\$216 Members / \$234 Non-members

INTERMEDIATE JEWELRY DESIGN

Danny Saathoff
Skill level: I, AD

Expand on the skills learned in "Beginning Silversmithing and Jewelry Design" through further exploration of familiar skills and the introduction of more advanced techniques including additional stone settings, mixed media and found objects as wearable art. This class will be loosely structured to allow more time to create new pieces, practice and hone your techniques. **Prerequisite:** MCFTA beginning silver jewelry class or instructor permission. Price includes \$35 materials fee. Some materials provided. Project materials purchased by the student. A materials list is on the website.

Enrollment limited to 14; ages 16 and up

A85723 Wednesdays, September 6 - October 25 (7 sessions) 9 a.m. - Noon
No class on October 18
\$325 Members / \$357 Non-members

B85723 Wednesdays, November 1 - December 20 (8 sessions) 9 a.m. - Noon
\$365 Members / \$402 Non-members

SEE THE WORKSHOPS SECTION FOR ADDITIONAL JEWELRY CLASSES:

- TORCH-FIRED SILVER CLAY JEWELRY PAGE 12

Precious Metal Clay: Accessible and Fun!

"Imagine being able to create jewelry in precious metals without tedious cutting or soldering, or the expense of traditional jewelry-making tools... just working the material as if it were clay until you have your desired creation. *Precious metal clays allow you to do exactly that!* Using this beginner-friendly, highly accessible material, you skip right to the fun part: making your idea a reality!

You'll form your piece as though you were working with clay - the silver is held together by binding agents that quickly burn away when the piece is fired in a kiln or with a torch. The silver particles fuse together as the binder burns away, leaving a solid silver (or copper or bronze) piece of jewelry for you to enjoy!"

BEGINNING SILVERSMITHING AND JEWELRY DESIGN

Danny Saathoff
Skill level: B, AB

Learn to work with silver and other metals to create fine jewelry. You'll explore metal fabrications, soldering, stone setting, cold connections, and many more techniques. You will be guided through basic techniques and can expect to complete at least one project by the end of the course. We will also discuss the essential equipment to continue work outside of the classroom. Bring a sketchbook. Price includes \$55 materials fee. Most materials provided.

Enrollment limited to 12; ages 16 and up

A83223 Wednesdays, September 6 - October 25 (7 sessions) 12:30 - 3:30 p.m.
No class on October 18
\$345 Members / \$377 Non-members

B83223 Wednesdays, November 1 - December 20 (8 sessions) 12:30 - 3:30 p.m.
\$385 Members / \$422 Non-members

CREATING COPPER AND BRONZE JEWELRY IN METAL CLAY

Sarah Bober
Skill level: ALL

Learn to make jewelry using metal clay, a flexible medium that can be rolled, stamped, cut, and manipulated like traditional clay. Finished pieces are kiln fired to become pure metal. In this class students will try several base metal clays including copper and multiple shades of bronze. Base metal clays employ the same techniques as silver metal clay but offer a much less expensive alternative. Students will learn multiple techniques to create a variety of pieces of their own design. \$50 materials fee (included in price) includes metal clay for all class sessions, gemstones, and patinas.

Enrollment limited to 12; ages 16 and up

A86223 Thursdays, October 5 - November 2 (4 sessions) 6 - 9 p.m.
No class on October 19
\$216 Members / \$234 Non-members

PAINTING

NATURE-INSPIRED JEWELRY

Sarah Bober
Skill level: ALL

Make silver jewelry without saws or power tools by using metal clay. This flexible medium can be rolled, stamped, cut, and manipulated like traditional clay. Finished pieces are kiln or torch-fired to become 99.9% pure silver. Learn and apply new techniques for working with metal clay to create a variety of unique jewelry designs. Summer is the perfect time to find and use elements from nature in your metal clay jewelry. We'll make molds of real leaves, flowers, and shells to create stunning silver replicas perfect for jewelry. All tools provided. Price includes \$50 materials fee, which includes silver clay for the first class. Additional clay may be purchased during class for the subsequent weeks.

Enrollment limited to 12; ages 16 and up

B85923 Thursdays, November 30 - December 14
(3 sessions) 6 - 9 p.m.
\$174 Members / \$188 Non-members

LECTURE

LECTURE SERIES: ARTISTS AND THEIR STORIES

Leo Winstead
Skill level: ALL

Join art history scholar Leo Winstead for a series of lively presentations on some of the more interesting figures in the history of art, emphasizing the personalities and events that shaped their work. Each week will present a collection of artists with something in common, living in different places, in different times, and creating different pieces of our collective material culture: the world of art as we know it. Topics include "The Struggle for Independence," "Innovators," and "Rivalries." Images of each artist's work and time for questions will complete each evening. See materials list on the website for a week-by-week listing of topics.

Enrollment limited to 25; ages 16 and up

A12323 Thursdays, September 7 - October 26
(8 sessions) 6:30 - 8 p.m.
\$95 Members / \$105 Non-members

W ABSTRACT PAINTING

Jon Neuse
Skill level: ALL

This course is an exploration of abstract painting in acrylic, oil, or watercolor paints, or oil or soft pastels. The class focuses on the formal principles of art that are vital to balanced compositions. You will expand your knowledge and use of those principles as you develop your personal style. Students work at their own pace on a series of abstract paintings with friendly critiques and individual guidance. New students, please use the materials list on our website.

Enrollment limited to 15; ages 16 and up

A49723 Mondays, September 11 - October 23
(7 sessions) 9 a.m. - Noon
\$241 Members / \$268 Non-members

B49723 Mondays, October 30 - December 18
(8 sessions) 9 a.m. - Noon
\$275 Members / \$306 Non-members

INTERMEDIATE/ADVANCED PAINTING STUDIO

Dorothy Odland
Skill level: I, AD

Understand more about the process of making art and developing personal style using oil, acrylic or watercolor. Work at your own pace with individual instruction in this open studio format class. Bring paints, brushes and painting surface to the first class.

Enrollment limited to 15; ages 16 and up

A41423 Tuesdays, September 5 - October 24
(8 sessions) 9:30 a.m. - 12:30 p.m.
\$275 Members / \$306 Non-members

B41423 Tuesdays, October 31 - December 19
(8 sessions) 9:30 a.m. - 12:30 p.m.
\$275 Members / \$306 Non-members

[CORE CLASS]

PASTEL LANDSCAPE

Arthur Weeks
Skill level: AB, I, AD

The focus of this class is to understand pastels and help you find, trust and enrich your own artistic voice through this wonderful medium. Study the techniques of master artists to learn how value, composition, style and color turn into great works of art. Discover the luminosity of this pure pigment and capture the spirit of pastels. Learn how quickly you can lay down a sketch – a major benefit of the pastel medium! A materials list is on our website.

Enrollment limited to 12; ages 16 and up

A47523 Tuesdays, September 5 - October 24
(7 sessions) 9:30 a.m. - 12:30 p.m.
No class on September 26
\$241 Members / \$268 Non-members

B47523 Tuesdays, October 31 - December 12
(7 sessions) 9:30 a.m. - 12:30 p.m.
\$241 Members / \$268 Non-members

W WATERCOLOR: VALUING YOUR WORK

Coco Connolly
Skill level: B, AB, I

NEW!

Improve your paintings by learning to see and evaluate images in terms of values! We'll explore how value is more important than color to the design of a painting. Doing some prep work will help, so we'll do that too: small compositional studies (thumbnails), notan studies (reducing the image to black and white flat values), and taking work-in-progress pictures. Prep work not only gives you more confidence as you paint, it also gives you freedom to explore other possibilities for your work that might not have emerged otherwise. Bring your favorite images or objects to paint, or use those provided by the instructor. Use your watercolor materials or see the materials list on the website for suggestions.

Enrollment limited to 15; ages 16 and up

A43123 Tuesdays, September 19 - October 24
(6 sessions) 9:30 a.m. - 12:30 p.m.
\$207 Members / \$230 Non-members

W WATERCOLOR: FOCUS ON NATURE

Coco Connolly
Skill level: B, AB, I

Rendering plants, natural objects and landscapes invites us to concentrate on the fundamentals of painting: composition, color, texture, form. We can focus on a single flower or capture a landscape. Through demos, discussions, and painting sessions in class, we'll cover color balance and mixing, try some different application methods to broaden your skills, and discuss composition – what to emphasize, and what to leave out! Bring your own images or objects for reference, or you may use those provided by the instructor. Work with your watercolor materials or see the materials list on the website for suggestions.

Enrollment limited to 15; ages 16 and up

B43123 Tuesdays, October 31 - December 19
(8 sessions) 9:30 a.m. - 12:30 p.m.
\$275 Members / \$306 Non-members

[CORE CLASS]

BEGINNING/INTERMEDIATE PAINTING STUDIO

Dorothy Odland
Skill level: B, AB, I

Learn the basics or brush up on rusty skills. Work in oil, acrylic or watercolor to explore color and personal style. Work at your own pace with individual instruction in this open studio format class. Bring paints, brushes and painting surface to the first class.

Enrollment limited to 15; ages 16 and up

A41523 Tuesdays, September 5 - October 24
(8 sessions) 1 - 4 p.m.
\$275 Members / \$306 Non-members

B41523 Tuesdays, October 31 - December 19
(8 sessions) 1 - 4 p.m.
\$275 Members / \$306 Non-members

FACE VALUE: PORTRAITURE IN OIL AND ACRYLIC

Sophia Weisensel
Skill level: AB, I, AD

NEW!

Add faces and portraits to your repertoire of imagery! Learn to see and interpret the forms that comprise the human face, and put this to work in your paintings. We'll start by drawing – working from a model – to build confidence in capturing a likeness, and move on to acrylic and oil painting. Throughout the class we'll cover composition, anatomy, color mixing and glazing, and technique as well as creating psychological interest in our work. See suggested materials list on the website. Model fee extra, based on number of students.

Enrollment limited to 12; ages 16 and up

A47023 Tuesdays, September 5 - October 24
(8 sessions) 6 - 9 p.m.
\$275 Members / \$306 Non-members

B47023 Tuesdays, October 31 - December 19
(8 sessions) 6 - 9 p.m.
\$275 Members / \$306 Non-members

W BOTANICAL ART: FARMERS MARKET AUTUMN FINDS


Kathy Creger
Skill level: ALL

Learn to create accurate and artistic representations of fall plants, seeds, twigs, and vines using the abundance of the autumn landscape and the farmers market as your source for inspiration and subject matter. We'll practice the careful observation and rendering of the lines, values, and textures of your subject to bring your painting to life! Bring your drawing and/or watercolor painting materials and hot-pressed paper to work on.

Enrollment limited to 15; ages 16 and up

A44323 Tuesdays, September 12 - October 17
(6 sessions) 1 - 4 p.m.
\$207 Members / \$230 Non-members

B44323 Tuesdays, November 7 - December 12
(6 sessions) 1 - 4 p.m.
\$207 Members / \$230 Non-members



Tan Line by Sophia Weisensel

PAINTING ABSTRACT LANDSCAPES

Jon Neuse

Skill level: ALL

Learn how to use the beauty of landscape as inspiration for your own original abstract compositions. We'll start by making sketches and small studies offsite, and then use our studies to develop paintings back in the MCFTA studio. Develop your personal artistic style as you expand your knowledge and use of the artistic principles vital to creating successful compositions. Work at your own pace with individual instruction and group discussions to share your results as you learn. See suggested materials list on the website.

Enrollment limited to 15; ages 16 and up

A49823 Tuesdays, September 5 - October 10
(5 sessions) 6 - 9 p.m.
No class on September 19
\$173 Members / \$192 Non-members

B49823 Tuesdays, October 31 - November 28
(5 sessions) 6 - 9 p.m.
\$173 Members / \$192 Non-members

LEARN TO PAINT FROM THE MASTERS

Kevin Kluever

Skill level: AB, I, AD

Improve your paintings by learning techniques from the masters! Learn how to enlarge a small sketch into a full-size painting, how to match the palette and mood of the painting you've chosen to re-create, and how to make acrylics suggest the depth and richness of oils through wet-on-wet and dry-brushing techniques. Instructor will provide images to work from, drawn from the MIA's collection, so you'll be able to visit the original as you work on yours (artists include Grant Wood, Vincent van Gogh, Maurice de Vlaminck, Julius Holm, Claude Monet, and Georgia O'Keeffe). Bring your acrylic painting materials and surfaces, or check the website for suggested materials.

Enrollment limited to 14; ages 16 and up

A48023 Tuesdays, September 26 - October 10
(3 sessions) 6 - 9 p.m.
\$104 Members / \$115 Non-members

B48023 Tuesdays, November 14 - 28
(3 sessions) 6 - 9 p.m.
\$104 Members / \$115 Non-members

W Watch for this symbol throughout this catalog for watercolor-friendly options!

WATERCOLOR I & II: WORKING FROM PHOTOS

Sonja Hutchinson

Skill level: AB, I

This class is for watercolor artists who are ready to work on their own subject matter using photographic reference materials. You will work to capture the essence of your subject by clarifying your point of view, working out your compositional design, simplifying elements and planning your lighting. Students will receive individual support and work at their own pace while applying core watercolor skills to create their own body of work. Bring regular watercolor supplies, or use Sonja's general materials list on our website.

Enrollment limited to 15; ages 16 and Up

A42523 Wednesdays, September 6 - October 25
(7 sessions) 9:30 a.m. - 12:30 p.m.
No class on September 27
\$241 Members / \$268 Non-members

B42523 Wednesdays, November 8 - December 10
(6 sessions) 9:30 a.m. - 12:30 p.m.
No class on November 22
\$207 Members / \$230 Non-members

FINDING YOUR WAY WITH PAINTING

Barbara Lidfors

Skill level: AB, I, AD

Picasso once said, "Painting is just another way of keeping a diary!" In other words, a well-composed and artfully painted picture can also tell a meaningful, personal story. It can reveal how you experience the world, what is meaningful and significant to you in your daily journeys. We'll explore ways to make your art more expressive of your experiences and interests as we review basic techniques and strengthen your painting skills, working in a realistic or expressively abstract style. Bring your oil and/or acrylic paints, brushes and painting surfaces, along with personal reference photos or drawing ideas as points of departure for your artwork.

Enrollment limited to 15; ages 16 and Up

A40323 Wednesdays, September 6 - October 25
(8 sessions) 1 - 4 p.m.
\$275 Members / \$306 Non-members

B40323 Wednesdays, November 1 - December 10
(8 sessions) 1 - 4 p.m.
\$275 Members / \$306 Non-members



Café with Flowers by Barbara Lidfors

WATERCOLOR STUDIO: REFINING SKILLS

Sonja Hutchinson

Skill level: AB, I

Continue developing skills and personal expression in a course that encourages exploration while increasing familiarity with watercolor techniques through instructor demonstration. General emphasis will be on individual confidence and growth. Bring watercolor supplies to the first class, or see Sonja's materials list on the website. Prerequisite: an AB level watercolor class or instructor's permission.

Enrollment limited to 15; ages 16 and up

B43323 Wednesdays, November 8 - December 20
(6 sessions) 1 - 4 p.m.
No class on November 22
\$207 Members / \$230 Non-members

PAINTERLY ABSTRACTION

Sarah Wieben

Skill level: I, AD

How do you create an abstract painting that's painterly in its brushstroke and use of color, visually compelling and, ultimately, successful? Where do you start? We'll address those questions by examining some of the concepts behind abstract painting, develop some jumping-off points for how to begin, learn techniques to develop your work in progress and discuss approaches to determining a painting's success and completion. Bring your own supplies to work either in oil or acrylic paint. This class will include painting demonstrations, peer critiques and plenty of helpful guidance.

Enrollment limited to 15; ages 16 and Up

A49223 Thursdays, September 7 - October 26
(8 sessions) 9:30 a.m. - 12:30 p.m.
\$275 Members / \$306 Non-members

[CORE CLASS]

WATERCOLOR FOUNDATIONS

Arthur Weeks

Skill level: B, AB

Just starting out with watercolor and want some help finding your way? Curious about the possibilities? Through demonstrations, exercises, and artistic experiments designed to introduce you to this delightful medium, learn fundamental watercolor techniques such as brush handling, color mixing, glazing, wet-into-wet, wet-into-dry, and tonal value studies. Emphasis will be on making discoveries, learning techniques and developing confidence. A materials list is on the website.

Enrollment limited to 14; ages 16 and up

A42023 Thursdays, September 7 - October 26
(7 sessions) 9:30 a.m. - 12:30 p.m.
No class on September 28
\$241 Members / \$268 Non-members

B42023 Thursdays, November 2 - December 14
(6 sessions) 9:30 a.m. - 12:30 p.m.
No class on November 23
\$207 Members / \$230 Non-members

ANIMAL PORTRAITS: PAINTING FROM THE HEART

Maren Harden

Skill level: ALL

NEW!

Turn your love for a special animal into an acrylic painting that speaks to the animal's spirit and the connection you share. This course will teach you how to paint with love and intention, creating a portrait with depth and character. We will cover techniques to create shape, light and texture, adding fine details, and capturing personality. Instruction will be given in acrylic, however oil may be used by those with prior experience. Bring a clear, well-lit photo of your subject. See the suggested materials list on the website.

Enrollment limited to 10; ages 16 and Up

A46423 Thursdays, September 14 - October 19
(6 sessions) 6 - 9 p.m.
\$207 Members / \$230 Non-members

B46423 Saturdays, November 4 - December 16
(6 sessions) 9:30 a.m. - 12:30 p.m.
No class on November 25
\$207 Members / \$230 Non-members

PLEIN AIR PAINTING

Scott Lloyd Anderson

Skill level: AB, I, AD

You're outdoors, you're making art, it's social, and it's challenging enough to get your juices going - there's a reason it's called "The New Golf." Learn simple, time-honored approaches to simplify a scene and capture a sense of the light that day. Most important, this class will teach you that plein air painting is really about learning how to see: seeing space, seeing subtle value relationships, and seeing color. Bring your own painting supplies. Suggested materials list on website. Locations will be close to MCFTA, progressing to spots around the western metro.

Enrollment limited to 14; ages 16 and up

A46223 Thursdays, September 7 - October 26
(8 sessions) 1 - 4 p.m.
\$275 Members / \$306 Non-members

BEGINNING OIL PAINTING

Scott Lloyd Anderson

Skill level: B

Oils have a workability unlike other painting mediums. They also feel connected to art history. Learn the basics of the medium: how they work, feel, and react to other colors and substrates; how they can be applied to a surface with brush, knife, or finger (with a glove on!). We won't be painting masterpieces (just yet), but we'll be playing a lot, mixing colors and developing a feeling for how paint comes off your brush, and how you make marks. See materials list on website.

Enrollment limited to 14; ages 16 and up

B45923 Thursdays, November 2 - December 21
(7 sessions) 1 - 4 p.m.
No class on November 23
\$241 Members / \$268 Non-members

ADVANCING WITH OILS AND ACRYLICS

Scott Lloyd Anderson
Skill level: AB, I, AD

NEW!

Continue your exploration of oil painting with new challenges designed to improve your ability to capture and interpret your subject. We'll build on basic techniques and develop new skills while painting a variety of subjects, working from a variety of source materials - including how to select and interpret photographic references. Bring your own painting supplies, or see the materials list on the website. Oils (or water solubles) preferred, but acrylic painters with some experience will find this class useful too.

Enrollment limited to 15; ages 16 and up

A44523 Thursdays, September 7 - October 26
(8 sessions) 6 - 9 p.m.
\$275 Members / \$306 Non-members

B44523 Thursdays, November 2 - December 21
(7 sessions) 6 - 9 p.m.
No class on November 23
\$241 Members / \$268 Non-members

NEW WAYS WITH WATERCOLOR

Anwasha Guha
Skill level: B, AB, I

NEW!

Enliven your watercolors by learning new techniques, and learn more about all the different directions you can go! Learn alternative methods of color mixing, experiment with transparent glazes and layering of colors, introduce texture using different materials, brushwork techniques, and spattering, try watercolor resist techniques and learn to use negative space to define your compositions. Whether you're interested in working representationally or abstractly, this class will give you new tools to use in your work. See materials list on the website.

Enrollment limited to 15; ages 16 and up

A43723 Thursdays, September 7 - 28
(4 sessions) 6 - 9 p.m.
\$138 Members / \$153 Non-members



Animal Portrait by Maren Harden

FALL INTO WATERCOLOR

Anwasha Guha
Skill level: B, AB, I

NEW!

Invigorating your watercolor practice by taking cues from the fall season! Working with a color palette rich in warm autumnal shades, we'll take inspiration from the textures of tree bark, leaves, and grasses, learn to capture the unique qualities of autumn's warm golden light, experiment with glazing and layering to create richness and depth, and draw on memories and impressions of the season to create both realistic and abstract images. See materials list on the website.

Enrollment limited to 15; ages 16 and up

B43723 Thursdays, November 2 - December 21
(7 sessions) 6 - 9 p.m.
No class on November 23
\$241 Members / \$268 Non-members

RENAISSANCE AND FLEMISH OIL PAINTING METHOD

Dan Petrov
Skill level: ALL

Learn a method of layering paint that Flemish and Renaissance masters used. Layer by layer you'll develop the form, distinctive values, gradation of edges and the development of half-tones and highlights. Great for both beginners and intermediate to advanced students who would like to learn this traditional process for creating artwork that has both depth and complexity. A materials list is on the website.

Enrollment limited to 10; ages 16 and up

A41323 Fridays, September 8 - October 27
(7 sessions) 9 a.m. - Noon
No class on October 6
\$241 Members / \$268 Non-members



Animal Portrait by Maren Harden

PRINCIPLES OF OIL PAINTING - ALL LEVELS

Dan Petrov
Skill level: ALL

Have fun working in oils using the all prima method (at first attempt or wet-on-wet) with relative measurements. You'll be introduced to four major elements of successful painting and finish an oil painting in three to four sittings. You'll learn to limit the color palette at the opening and expand the palette for finishing; how to use mediums, when, and why, and how to increase the speed of your decisions on the canvas. Use Dan's general materials list on the website.

Enrollment limited to 10; ages 16 and up

B49023 Fridays, November 3 - December 22
(7 sessions) 9 a.m. - Noon
No class on November 24
\$241 Members / \$268 Non-members

SEE THE WORKSHOPS SECTION FOR ADDITIONAL PAINTING CLASSES:

- **COLOR WORKSHOP FOR PAINTERS**
PAGE 12
- **LANDSCAPE PAINTING TWO-DAY WORKSHOP**
PAGE 15
- **CRAFTING AN IMAGE: FROM PLEIN AIR TO STUDIO**
PAGE 12
- **FREING ABSTRACTION!**
PAGE 12
- **CREATING COLLAGES WITH AN ARTISTIC VOICE**
PAGE 12
- **SUMMER LIGHT - THE LATE SUMMER LANDSCAPE**
PAGE 13
- **WINTER LIGHT - THE LANDSCAPE IN WINTER**
PAGE 15
- **EXPLORING GOUACHE**
PAGE 13
- **HUMMINGBIRDS IN WATERCOLOR**
PAGE 13
- **COLOR CONNECTIONS IN WATERCOLOR**
PAGE 14
- **ENCAUSTIC PAINTING: WORKING WITH WAX**
PAGE 14
- **PEN AND INK AND COLOR**
PAGE 14
- **MIXING IT UP WITH WATERCOLOR**
PAGE 14

LIGHTROOM

Art Center Faculty
Skill level: B, AB

Learn how to use Adobe Lightroom to organize, edit, and share your photography. Start by learning how to set up Lightroom, including importing and exporting images. Next explore the seven modules and begin developing the skills to put Lightroom's vast potential to work for you! Each student will need to bring a laptop computer running the current operating system along with the current Adobe Lightroom program installed.

Enrollment limited to 10; ages 16 and up

A67423 Tuesdays, September 5 - October 24
(8 sessions) 9:30 a.m. - 12:30 p.m.
\$275 Members / \$306 Non-members

B67423 Tuesdays, October 31 - December 19
(8 sessions) 9:30 a.m. - 12:30 p.m.
\$275 Members / \$306 Non-members

MAKING PHOTOGRAPHS

Art Center Faculty
Skill level: I, AD

This class will help serious amateur and professional photographers find more passion in their work by exploring the narrative, aesthetic and emotional aspects of image making, with an emphasis on simplicity and the use of natural light. Through practical demonstrations, field trips, individual portfolio reviews and studying the work of other photographers, we will refine our views on producing work and balancing the various aspects of a busy life.

Enrollment limited to 10; ages 16 and up

A61023 Wednesdays, September 20 - October 25
(6 sessions) 9:30 a.m. - 12:30 p.m.
\$207 Members / \$230 Non-members

B61023 Wednesdays, November 1 - December 20
(7 sessions) 9:30 a.m. - 12:30 p.m.
No class on November 22
\$241 Members / \$268 Non-members

BEGINNING DIGITAL PHOTOGRAPHY

Art Center Faculty
Skill level: B, AB

If you're a beginning photographer and a bit mystified by your digital camera, this class is for you. You'll start by learning camera basics like aperture, shutter speed, and ISO settings. You'll move on to learning how to make pictures and to develop your compositional skills. We'll also discuss lenses and other equipment and how to care for your gear. By the end of the course, you'll be more excited than ever about photography and you'll own a collection of images that demonstrate your technical and creative growth. Please bring your camera (fully charged) and its manual. The class workbook, *Understanding Photography Field Guide* by Brian Peterson, is optional but strongly recommended.

Enrollment limited to 10; ages 16 and up

A66223 Thursdays, September 21 - October 26
(6 sessions) 9 a.m. - Noon
\$207 Members / \$230 Non-members

B66223 Thursdays, November 2 - December 21
(7 sessions) 9 a.m. - Noon
No class on November 23
\$241 Members / \$268 Non-members

STONE CARVING BEGINNING/ INTERMEDIATE

Frank Picos
Skill level: ALL

Discover the magic of stone carving. Starting with hand tools and simple methods, beginning students will be introduced to the carving process with a block of limestone. The instructor will assist you in the creative process, helping you release the image within your stone. Intermediate students will hone their understanding of the reductive process and sculptural design and be introduced to power and pneumatic tools. First-time students are provided with a limestone block and all necessary tools. Intermediate students may want to discuss their project with the instructor before purchasing materials.

Enrollment limited to 10; ages 16 and up

A82923 Thursdays, September 7 - October 26
(8 sessions) 12:30 - 3:30 p.m.
\$341 Members / \$378 Non-members

B82923 Thursdays, November 2 - December 21
(7 sessions) 12:30 - 3:30 p.m.
No class on November 23
\$301 Members / \$333 Non-members

SEE THE WORKSHOPS SECTION FOR ADDITIONAL SCULPTURE CLASSES:

■ **SCULPTING WITH PAPER CLAY** PAGE 14



Jar by S.C. Rolf



Creamer by S.C. Rolf

CRAFTING AN IMAGE: FROM PLEIN AIR TO STUDIO

Christopher Copeland **NEW!**
Skill level: AB, I, AD

Learn how to develop your plein air studies into studio paintings. The first class, we'll paint en plein air. The second week we'll meet in the studio with our plein air paintings, studies, and photos to develop them into a larger studio painting, taking a fresh look at what we captured in our studies. How do we emphasize the qualities that attracted us to the site in the first place? We'll address questions of color, value, and scale, as well as what to keep and what to change. Bring your painting materials, or see the suggested materials list on the website.

Enrollment limited to 15; ages 16 and up

A460W23 Wednesdays, September 13 - 20
(2 sessions) 1 - 4 p.m.
\$83 Members / \$92 Non-members

COLOR WORKSHOP FOR PAINTERS

Jon Neuse
Skill level: ALL

Painters of all levels and mediums: make your acrylic, watercolor, or oil paintings more powerful and effective by gaining a better understanding of color in this six hour workshop. Explore the dynamics and use of color in two-dimensional art in this collaborative, hands-on workshop! Study color theory, using a color wheel, emotional and manipulative powers of color, how to mix paints, color recipes, how to make a color chart, and more. Class handout includes information on color theory, palette arrangement, color formulas and recipes. Materials list on website.

Enrollment limited to 12; ages 16 and up

A439W23 Friday - Saturday, September 15 - 16
(2 sessions) 9 a.m. - Noon
\$83 Members / \$92 Non-members

B439W23 Friday - Saturday, November 10 - 11
(2 sessions) 9 a.m. - Noon
\$83 Members / \$92 Non-members

ABOUT FACE: DRAWING PORTRAITS IN GRAPHITE

Sophia Weisense **NEW!**
Skill level: AB, I, AD

Improving your ability to capture a likeness opens up new possibilities for your work! Spend a day learning to see, analyze, and render the shapes that make up the human face. Working from a model, we'll discuss anatomy, composition, lighting, and technique as well as capturing the psychological interest inherent in portraiture. Bring your drawing materials and papers, or see suggested materials list on the website. Model fee extra, based on number of students. Bring a lunch for the half-hour break.

Enrollment limited to 12; ages 16 and up

A476W23 Saturday, September 16
(1 session) 9:30 a.m. - 3:30 p.m.
\$76 Members / \$84 Non-members

GLAZING WORKSHOP: WORKING WITH WAX

Clarice Allgood
Skill level: ALL

If you don't like working with wax, you're just not doing it right! Learn how to make the most of this useful glazing material to take your work to a new level. Pick up techniques, application tips and design ideas; we'll also discuss how to choose the glazes and clay bodies that will make the most of your efforts. Bring some test tiles (no bigger than 4" square) and small cups or cylinders - some bisque and some greenware - in your current clay body.

Enrollment limited to 12; ages 16 and up

A922W23 Friday, September 22
(1 session) 1 - 4 p.m.
\$50 Members / \$56 Non-members

A DAY WITH S.C. ROLF, STUDIO POTTER **NEW!**

Steven Rolf
Skill level: ALL

A rare opportunity to visit an artist in his studio, this day-long workshop will be held at Steven Rolf's studio in River Falls, WI, just 40 miles from downtown Minneapolis. Steven will demonstrate his processes for making functional pots: forming, trimming, and decorating techniques. He'll also discuss the qualities of successful pots, using examples from his personal collection. In this immersive experience, you'll see how a ceramic artist outfits and works in his studio: tools, layout, space management, etc. Take this chance to be creatively inspired and get some tips for your own ceramic workspace at the same time! Bring a potluck item to share for a group lunch.

Enrollment limited to 17; ages 16 and up

A935W23 Saturday, September 23
(1 session) 10 a.m. - 4 p.m.
\$183 Members / \$203 Non-members

TORCH-FIRED SILVER CLAY JEWELRY

Sarah Bober
Skill level: ALL

Silver metal clay is the perfect medium for creating jewelry: the tools are inexpensive, the clay is easy to use, and it can be torch fired, which means you can fire your jewelry at home without a kiln. In this course we will cover all the basics of torch firing fine silver clay. Students will learn how to create designs in metal clay using various techniques, and be prepared to create and fire pieces on their own, long after the class is done. \$50 materials fee (included in price) includes metal clay for the first class. Additional metal clay may be purchased during class for the subsequent weeks.

Enrollment limited to 12; ages 16 and up

A866W23 Saturdays, September 23 - 30
(2 sessions) 9:30 a.m. - 12:30 p.m.
\$150 Members / \$161 Non-members

FREEING ABSTRACTION!

Genie Castro
Skill level: ALL

Are you drawn to abstract art, but unsure of how to begin developing an image or deploying color? Need some new ideas, or just a good push into the middle of your next canvas? Ready to try working flat instead of using an easel? Develop more confidence in creating non-objective compositions during this workshop with Genie Castro, whose work is known for its bold sense of color and form. She'll offer tips to get you started and individual attention as your painting takes shape. Bring your paints. Additional materials provided; price includes \$12 materials fee. Bring a lunch for the half-hour break.

Enrollment limited to 15; ages 16 and up

A430W23 Tuesday, September 26
(1 session) 9:30 a.m. - 4 p.m.
\$95 Members / \$104 Non-members

B430W23 Tuesday, December 5
(1 session) 9:30 a.m. - 4 p.m.
\$95 Members / \$104 Non-members

CREATING COLLAGES WITH AN ARTISTIC VOICE

Jon Neuse
Skill level: ALL

This workshop is an opportunity to explore and learn the dynamic of designing and making collages. The workshop is constructed so you can learn from your instructor and the other participants. In the first half, the instructor will walk you through the steps of putting a collage together, discussing both the practical and aesthetic considerations. The second half is set up for you to focus on making your own collage(s). A materials list is available on the website.

Enrollment limited to 12; ages 16 and up

A437W23 Wednesday - Thursday, September 27 - 28
(2 sessions) 9 a.m. - Noon
\$83 Members / \$92 Non-members

B437W23 Wednesday - Thursday, December 13 - 14
(2 sessions) 9 a.m. - Noon
\$83 Members / \$92 Non-members

EXPLORING GOUACHE

Fred Dingler
Skill level: AB, I, AD

Gouache (pronounced Gwash) is a bright, opaque water medium that works well for any art style or technique. It can be used with watercolors and also works as a wash. It can act like acrylic and be painted in layers, light over dark. Great for realistic work, it's suited to more stable surfaces such as illustration board. Explore this wonderful, but lesser-known water medium and learn why it's been the medium of choice for so many professional illustrators and artists. Bring photo reference materials to work from, and a lunch for the half-hour break. See materials list on the website.

Enrollment limited to 12; ages 16 and up

A400W23 Thursday, September 28
(1 session) 9:30 a.m. - 3:30 p.m.
\$76 Members / \$84 Non-members

FUNDAMENTALS OF DRAWING

NEW!

Suzann Beck
Skill level: ALL

Ideal for artists who are beginning to draw or intermediate artists, to establish and reinforce a strong foundation for your drawing skills. Learn how to render a drawing from start to finish, working from still life set-ups designed to fit each individual's skill level. Learn and practice the fundamentals of drawing, including line and tone, light and shadow values, techniques for comparative measuring, and developing effective compositions. Drawing experience is suggested but not required. See materials list on the website. Bring a lunch for the hour-long break.

Enrollment limited to 12; ages 16 and up

A451W23 Thursday, September 28
(1 session) 9 a.m. - 4 p.m.
\$185 Members / \$206 Non-members

SAORI WEAVING WORKSHOP

Chiaki O'Brien
Skill level: ALL

Founded in Japan in 1968, Saori weaving is contemporary, free-style weaving without restrictions about what or how to weave. It emphasizes exploration, group learning, and self-expression, recognizing the difference between machines and people. In the process of creating, the maker identifies their true self. You will be guided in the basic steps to get you started, but the final form of your project will be a collaboration between you and your weaving. Your Saori loom will be prepared for you in advance, so you can begin weaving right away. All materials are provided, but if you have materials you'd like to incorporate into your project (yarn, strips of fabric, etc.) feel free to bring them. Price includes \$20 materials fee. Students ages 8 and up may register with a registered adult.

Enrollment limited to 12; ages 14 and up

A727W23 Saturday, September 30
(1 session) 10:00 a.m. - 1 p.m.
\$61 Members / \$66 Non-members

B727W23 Saturday, December 2
(1 session) 10:00 a.m. - 1 p.m.
\$61 Members / \$66 Non-members

SUMMER LIGHT - THE LATE SUMMER LANDSCAPE

Michele Combs
Skill level: ALL

Celebrate the warmth of late summer light by learning to capture its effects in your painting. We'll go through the process of creating a summery landscape image, with demonstrations on how to create light effects and other techniques before you embark on your own painting. Bring images you'd like to work from so you have plenty of inspiration handy. Bring your painting materials, or see the suggested materials list on the website. Bring a lunch for the half-hour break.

Enrollment limited to 12; ages 16 and up

A494W23 Wednesday, October 4
(1 session) 9:30 a.m. - 3:30 p.m.
\$76 Members / \$84 Non-members

HUMMINGBIRDS IN WATERCOLOR

NEW!

Sonja Hutchinson
Skill level: AB, I, AD

As hummingbirds depart for the winter, we'll capture their beauty in a shimmering portrait. Learn how to build up delicate layers of color, mix soft neutrals and create feathery textures. We'll paint the ruby-throated hummingbird native to Minnesota, but the skills you develop in rendering details, feathers, and colorful sheen will serve you well in depicting other natural subjects too. Reference materials and step-by-step demonstrations will be provided to take you through the process. Bring your watercolor supplies or see the suggested materials list on the website. Bring a lunch for the half-hour break.

Enrollment limited to 15; ages 16 and up

A444W23 Thursday, October 5
(1 session) 9:30 a.m. - 4 p.m.
\$83 Members / \$92 Non-members

GLASS MOSAICS

Julie Vogl
Skill level: ALL

Discover the art of making mosaics. Bring your creativity and learn to clip and cut glass and apply grout to your own original design. We will be working with stained glass as the primary material to create two mosaic works of art. Feel free to bring any small treasures (buttons, beads, single earrings, keys, coins) you may want to incorporate into your art (optional). Materials included; price includes \$20 materials fee.

Enrollment limited to 8; ages 16 and up

A969W23 Saturdays, October 7 - 14
(2 sessions) 9 a.m. - 12:30 p.m.
\$137 Members / \$150 Non-members

B969W23 Saturdays, December 9 - 16
(2 sessions) 9 a.m. - 12:30 p.m.
\$137 Members / \$150 Non-members



Hummingbirds in Watercolor
by Sonja Hutchinson

HOW TO DRAW FACES

Suzann Beck
Skill level: ALL

NEW!

Improve your skill at capturing a likeness by learning how to accurately place and draw the features of a face, including how to analyze light and shadow, how to create light effects, mapping the features of the face, and avoiding common errors in drawing portraits. Principles of drawing a face will be demonstrated and followed by hands-on experience in working from casts as well as a live model. Some drawing experience is suggested but not required. See materials list on the website. Bring a lunch for the hour-long break.

Enrollment limited to 15; ages 16 and up

A454W23 Saturday, October 7
(1 session) 9 a.m. - 4 p.m.
\$185 Members / \$206 Non-members

INTRODUCTION TO SPOON CARVING

NEW!

Erik Vevang
Skill level: ALL

Learn to make your own serving implements, or just enjoy an introduction to greenwood carving by making a familiar and functional form. Working from green wood allows you to carve and shape the wood more easily, and the skills you learn can be put to use over and over again! We'll begin with safety, learning proper knife grips and traditional techniques for carving. Then we'll apply what we've learned to transform the provided spoon blank into a finished spoon! Wear comfortable clothes and closed toed shoes - there will be wood chips! Price includes \$20 material fee - all tools and supplies provided.

Enrollment limited to 10; ages 16 and up

A308W23 Saturday, October 7
(1 session) 10 a.m. - 1 p.m.
\$122 Members / \$133 Non-members

B308W23 Saturday, December 2
(1 session) 10 a.m. - 1 p.m.
\$122 Members / \$133 Non-members

WORKSHOPS FOR ADULTS

W COLOR CONNECTIONS IN WATERCOLOR

Catherine Hearing
Skill level: I, AD

NEW!

Some paintings immediately connect with us because of the colors used, but relying on local color in our paintings doesn't always express the feeling we're trying to convey in our work. In this workshop, we'll focus on creating strong emotional and visual impact in our paintings, using the color properties of value, intensity, and temperature. Learn to mix and use color based on structured color schemes, and to select color for its emotional effect. Come ready to experiment as you push your color usage – and the emotional impact of your work – to a new level. Bring your own watercolor materials, or see the suggested materials list on the website. Bring a lunch for the half-hour break each day.

Enrollment limited to 20; ages 16 and up

A452W23 Thursday - Friday, October 12 - 13
(2 sessions) 9 a.m. - 4 p.m.
\$275 Members / \$305 Non-members

EXPLORING UNDERGLAZES

Anastasia Speer
Skill level: AB, I, AD

Transform your ceramic work with colored slips applied before the final glaze layer; literally "underglazes." Learn painterly application techniques, color mixing, different styles of brushwork, slip-trailing, and more. We'll use color theory, design principles, and varying brushwork styles to bring another level of creativity to your work. This is a "hands-on" workshop, so bring 1-3 pieces of your bisqued ceramic work, and photos, sketches, or other references to work from so you can make the most of the class time. Price includes \$10 materials fee.

Enrollment limited to 14; ages 16 and up

A921W23 Friday, October 13
(1 session) 1 - 4 p.m.
\$60 Members / \$66 Non-members

ENCAUSTIC PAINTING: WORKING WITH WAX

Jodi Reeb
Skill level: ALL

In this exciting, one-day experience you will learn encaustic techniques (molten beeswax painting). A brief history and description of encaustic painting will be shared as well as basic supplies and tools, safety, preparation of supports including the application of grounds, fusing techniques and paint application. A variety of techniques will be demonstrated such as wax image transfers, mixing your own paint, creating texture and working with masks and stencils. The majority of time will be spent painting. Previous participants may work on individual projects with instructor guidance. All levels welcome. Price includes \$35 materials fee. Bring a lunch for the half-hour break.

Enrollment limited to 10; ages 16 and up

A438W23 Friday, October 20
(1 session) 9:30 a.m. - 3:30 p.m.
\$111 Members / \$119 Non-members

SCULPTING WITH "PAPER CLAY"

Erik Pearson
Skill level: ALL

Create sculpture without drawn-out, strenuous processes or power tools using this quick, highly accessible material: air-drying paper pulp. Create a form using cardboard and/or non-recyclables (such as Styrofoam), cover it in a fortified paper pulp mixture to create your finished form, and then finish with paint, applied textures, and found objects. The finished piece is quite durable, and you'll have the recipe to make more! Bring images/ideas so you can get started right away: a stylized portrait bust, an animal, a wall relief sculpture, or a free-form, abstract creation of your own invention. See materials list on the website for ideas about what to bring to enhance your creation. Price includes \$15 materials fee. Bring a lunch for the half-hour break each day.

Enrollment limited to 15; ages 16 and up

A809W23 Friday - Saturday, October 20 - 21
(2 sessions) 9:30 a.m. - 3:30 p.m.
\$199 Members / \$219 Non-members



Sculpting with Paper Clay

COZY HOOKED MUG MAT

Laurie Lausen
Skill level: ALL

Flowers, foliage, birds... In this workshop, you'll choose a favorite image and learn the basic techniques of rug hooking while creating a small mug mat. You'll enjoy this early method of making rugs by pulling loops of wool fabric through a linen backing, and the result will be your very own design! All materials included. Bring simple design ideas or choose a template. Price includes \$25 materials fee. Bring a lunch for the half-hour break.

Enrollment limited to 12; ages 16 and up

A735W23 Saturday, October 21
(1 session) 9:30 a.m. - 3:30 p.m.
\$101 Members / \$109 Non-members

B735W23 Saturday, December 2
(1 session) 9:30 a.m. - 3:30 p.m.
\$101 Members / \$109 Non-members

HANDS DOWN: DRAWING HANDS

Sophia Weisensel
Skill level: AB, I, AD

NEW!

Spend a day learning to see, analyze, and render the shapes that comprise the human hand – one of the most challenging parts of the human form! The hand is a remarkable subject all by itself; our studies of it can be satisfying artworks in their own right. We will study how artists throughout history have approached the hand, anatomy, technique, and the tricks that make a drawn or painted hand successful in a work of art. Bring your drawing materials, or see suggested materials list on the website. Bring a lunch for the half-hour break.

Enrollment limited to 12; ages 16 and up

A457W23 Saturday, October 21
(1 session) 9:30 a.m. - 3:30 p.m.
\$76 Members / \$84 Non-members



Focus on Features by Suzann Beck

FOCUS ON FEATURES

Suzann Beck
Skill level: ALL

NEW!

Refine your ability to capture a likeness by learning to accurately render each individual feature of a face – the eyes, nose, ears, and lips. Working from one feature at a time, you'll better understand the unique form of each. A short morning lecture and structural demonstration of each feature is followed by time to work from plaster casts. In the afternoon, we'll apply the principles we've learned by working from a live model. Painting and drawing experience is suggested but not required. See materials list on the website. Bring a lunch for the hour-long break.

Enrollment limited to 12; ages 16 and up

B453W23 Monday, October 30
(1 session) 9 a.m. - 4 p.m.
\$185 Members / \$206 Non-members

W MIXING IT UP WITH WATERCOLOR

Anwasha Guha
Skill level: B, AB, I

Whether you prefer landscape, still life, or animal imagery, learn to push your watercolors further by adding other media: collage, tissue paper, wax resist, textured mediums, pen and ink, etc. The instructor will demonstrate a variety of materials and techniques as well! Bring images for inspiration and your painting supplies, and see the suggested materials list on the website for additional suggestions.

Enrollment limited to 15; ages 16 and up

B440W23 Fridays, November 3 - 17
(3 sessions) 9:30 a.m. - 12:00 p.m.
\$124 Members / \$138 Non-members

W PEN AND INK AND COLOR

Fred Dingler
Skill level: AB, I, AD

Combining the structure and texture of pen and ink rendering with the fluidity of ink washes and watercolor will take your work to a new level, whether your medium of choice is pen and ink or watercolor, or you're comfortable with both. Bring a variety of images and/or sketches to reference as you explore the ways these media combine to create renderings that open your art to new possibilities. Bring your pen and ink and watercolor materials, or see the materials list on the website for suggestions. Bring a lunch for the half-hour break.

Enrollment limited to 12; ages 16 and up

B401W23 Thursday, November 9
(1 session) 9:30 a.m. - 3:30 p.m.
\$76 Members / \$84 Non-members

MULTIGENERATIONAL

LANDSCAPE PAINTING TWO-DAY WORKSHOP

Michele Combs
Skill level: AB, I, AD

Treat yourself to two days of painting! Michele will address the importance of choosing an image, thumbnail sketches, simplifying composition, underpainting, paint application, focal point, and color. Individualized instruction to strengthen your artistry. Work on one painting in the morning and another in the afternoon to maintain a fresh eye! Bring lots of photos for composition options. See materials list on the website. Bring a lunch each day for the half-hour break.

Enrollment limited to 12; ages 16 and up

B481W23 Wednesday - Thursday, November 15 - 16
(2 sessions) 9:30 a.m. - 3:30 p.m.
\$151 Members / \$168 Non-members

FLOWER ARRANGING FOR THE HOLIDAYS

Lee Persell
Skill level: ALL

Make your holiday decorating more personal by creating your own floral arrangements. This class will introduce you to the art of flower arranging by breaking down the arrangement into its basic structure: line, shape, color, balance, proportion and texture. Find out why "less is more" and learn how to collect or shop for materials selectively. We will also consider the use of non-floral elements. Bring one or two vases (can be glass, ceramic, or other material) and garden shears or hand pruner. Price includes \$25 materials fee.

Enrollment limited to 10; ages 16 and up

B319W23 Friday, November 17
(1 session) 10 a.m. - 12:30 p.m.
\$59 Members / \$63 Non-members

WINTER LIGHT - THE LANDSCAPE IN WINTER

Michelle Combs
Skill level: ALL

The northern winter landscape offers a chance to look at landscape differently as the ground turns white, shadows reflect a full rainbow of colors and tree forms are thrown into high contrast. We'll go through the process of planning and composing a winter landscape image, with the instructor demonstrating it for you before you embark on creating your own. Bring images you'd like to work from - from full landscapes to details of blue shadows on snowbanks and snowy boughs. (If you'd really rather paint a warmer subject, you could do that too...) Bring your painting materials, or see the suggested materials list on the website. Bring a lunch for the half-hour break.

Enrollment limited to 12; ages 16 and up

B494W23 Friday, December 8
(1 session) 9:30 a.m. - 3:30 p.m.
\$76 Members / \$84 Non-members

TUESDAYS WITH ERIN

Erin Stahl
Skill level: ALL

September and October bring many delights to the senses. Each class features a timely subject for painting, drawing and mixed media. Topics are:

- Apples and Pears, September 12
- Orchard Light, September 19
- Marvelous Maples, September 26
- Red Hot Pepper Painting, October 3
- Following the Flight (Migrating Birds), October 10
- Nocturnal Friends, October 17
- Ancient Oaks, October 24

Watercolor, acrylic paint, pastels will be used on a variety of paper surfaces and canvases in this mixed media class to enhance each subject. Price includes \$15 materials fee.

Enrollment limited to 12; ages 12 and up

A09023 Tuesdays, September 12 - October 24
(7 sessions) 5:30 - 7:30 p.m.
\$176 Members / \$194 Non-members

CLAY PUMPKINS

Marika Wasscher
Skill level: ALL

Everyone loves a pumpkin! Make a ceramic pumpkin with or without a face. No two pumpkins are ever the same. We will handbuild our unique pumpkins with clay, adding lines, textures, curves, features, and facial expressions, if desired. With colorful slips and underglazes, each pumpkin will come alive in our own private pumpkin patch classroom. Because of the bisque and glaze firing process, estimated project pickup is three weeks after class. Price includes all materials and firing fees.

Enrollment limited to 12; ages 9 and up

A056W23 Saturday, October 7
(1 session) 11 a.m. - 1 p.m.
\$43 Members / \$47 Non-members



Clay Pumpkins

GORGEOUS GLASS - HOLIDAY ORNAMENTS

Diane Petron
Skill level: ALL

Create sparkling, brilliant holiday decorations in fused glass! You'll be guided through the process of designing your project, cutting the glass - easily done with a special tool - and assembling your piece so it's ready to be fused in the kiln. You may want to take more than one of these workshops - it's fun for both beginners and experienced fusers. The instructor will guide you in designing pieces that fit your skill level. Ideas for ornaments will be available to get you started, but you're encouraged to explore your creativity and develop your own designs too. Price includes \$25 for materials and firing - all materials provided. Completed projects will be ready for pickup in two weeks after being kiln-fired by the instructor.

Enrollment limited to 14; ages 10 and up

A052W23 Saturday, October 7
(1 session) 1 - 3:30 p.m.
\$66 Members / \$71 Non-members

B052W23 Saturday, November 4
(1 session) 1 - 3:30 p.m.
\$66 Members / \$71 Non-members

B053W23 Saturday, December 2
(1 session) 1 - 3:30 p.m.
\$66 Members / \$71 Non-members

MYSTERY STILL LIFES

Marika Wasscher
Skill level: ALL

Still Lifes don't have to be boring! In this class we will use Halloween-themed subject matter. We will use dried flowers, fabrics, pottery, metallics, and some spooky objects. Discovering how to render different types of materials builds powers of observation. We will be working with earth tones and mysterious fall colors to enhance our enchanting drawings. Price includes all materials.

Enrollment limited to 12; ages 11 and up

A022W23 Saturday, October 21
(1 session) 11 a.m. - 1 p.m.
\$33 Members / \$36 Non-members



'Mystery Still Life by Marika Wasscher'

STEAM PUNKINS

Erik Pearson
Skill level: ALL

This workshop shows you how to make your very own pumpkin from paper clay. Similar to, but stronger than paper mache, this process results in a durable keepsake, roughly the size of your head. Artist Erik Pearson leads the way to creating a pumpkin head that you will adorn with vintage found objects, perhaps in a steam punk or other style of your choosing. Goggles optional! Price includes \$20 materials fee.

Enrollment limited to 12; ages 8 and up

A029W23 Saturdays, October 21 - 28
(2 sessions) 1:30 a.m. - 3:30 p.m.
\$87 Members / \$94 Non-members

KIDS' HALLOWEEN PAPER PARTY!

NEW!

Art Center Faculty
Skill level: ALL

Make Halloween decorations with artists and friends! You may wear your costume if you wish. This is a DROP-IN session (no pre-registration required) with stations for making paper creations: Origami Jack o' Lanterns, decorated treat bags, garlands, witches' hats, curly/friendly ghosts, and more. Register now - or day of - for this super fun Halloween celebration! Price includes all materials. Children MUST be accompanied by an adult.

Enrollment limited to 25; ages 5 and up

A031W23 Saturday, October 28
(1 session) 1:30 - 3:30 p.m.
\$33 Members / \$36 Non-members

MULTIGENERATIONAL

HARVEST WALL HANGINGS

Jenny Stice
Skill level: ALL

Fall brings changes of color and textures that delight the senses. Using fabric, yarns, natural raffia, and fibers you will create a one-of-a-kind wall or door hanging that reflects the changing season. Natural materials will be incorporated into our pieces. Dried flowers, grasses, ornamental pods, along with cords, ribbons, and other fabric scraps may be chosen as elements. Price includes a \$15 materials fee.

Enrollment limited to 12; ages 8 and up

B026W23 Saturdays, November 11 - 18
(2 sessions) Noon - 2 p.m.
\$70 Members / \$76 Non-members

CERAMIC SNACK BOWL

Art Center Faculty
Skill level: ALL

Join us in the clay studio as we make handbuilt bowls tailored just for you and for your favorite snack food. You will learn handbuilding techniques such as attaching coils of clay or pinching your clay into a bowl form. Once you have the basic form, you will add lines, shapes, and interesting designs to the surface using our clay texture tools and stamps. You will paint your pottery with a colorful slip to finish. Because of the bisque and glaze firing process, estimated project pickup is three weeks after the class. Price includes all materials and firing fees.

Enrollment limited to 12; ages 7 and up

B068W23 Saturday, November 11
(1 session) 1:30 - 3:30 p.m.
\$43 Members / \$47 Non-members

AMAZING MUGS

Art Center Faculty
Skill level: ALL

Create handmade mugs that will amaze your friends and family! These mugs are made to be well-loved and used for your beverage of choice. First you will make the body of the mug with basic handbuilding techniques. Once your mug is formed, you will carve, stamp, and add clay additions to the mug. These can be painted with colorful slips to finish. Because of the bisque and glaze firing process, estimated project pickup is three weeks after the class. Price includes all materials and firing fees.

Enrollment limited to 12; ages 7 and up

B067W23 Saturday, November 18
(1 session) 1:30 - 3:30 p.m.
\$43 Members / \$47 Non-members

HOLIDAY PAPER PARTY!

Kathleen Sheridan
Skill level: ALL

NEW!

Cards, crackers, curling, garlands... join us for a DROP-IN session of paper creations. You will find all the materials and help you need to make decorations and salutations for anything you are celebrating this December. Our instructors will be on hand to assist you, along with examples and plenty of paper, scissors, and ideas to rock your holiday festivities. Weave a paper mat for your Kwanza table, make an origami dreidel or curl some strips into a beautiful snowflake for your window. This class has stations and assistants to help you make Christmas cards, Solstice garlands or what not... come by during these hours. Register now - or day of - and join us for a Paper Party! Children MUST be accompanied by an adult. Price includes all materials.

Enrollment limited to 35; ages 5 and up

B025W23 Saturday, December 2
(1 session) 12:30 - 3:30 p.m.
\$51 Members / \$56 Non-members

SNOW PEOPLE

Erik Pearson
Skill level: ALL

Snowmen love company! This workshop will help you create your own Snowman or Snowperson using paper clay. Similar to but stronger than paper mache, this process lends itself to fun. You will make a durable keepsake that looks like snow but will last a lot longer. Decorating your snow person is half the fun. Price includes all materials.

Enrollment limited to 12; ages 8 and up

B029W23 Saturdays, December 9 - 16
(2 sessions) 1:30 - 3:30 p.m.
\$87 Members / \$94 Non-members



CHILDREN AND TEENS

PAINTING BASICS

Bethany Richards
Skill level: ALL

This class introduces children to basic color theory, brush handling, color mixing and specific painting techniques. Taking inspiration from famous artists, children will learn to use watercolor, tempera and acrylic paints on a variety of projects. This is a fun class that sparks children's imaginations and fosters artistic development.

Enrollment limited to 12; ages 6-12

A19723 Saturdays, September 16 - October 21
(6 sessions) 9:30 - 11 a.m.
\$109 Members / \$120 Non-members

B19723 Saturdays, November 4 - December 16
(6 sessions) 9:30 - 11 a.m.
No class on November 25
\$109 Members / \$120 Non-members

TWEEN DRAWING STUDIO

Erin Stahl
Skill level: ALL

Learning to draw is learning to see. Young artists are encouraged to follow their natural inclinations sketching still lifes, gallery artwork and/or self-portraits with the guidance of a seasoned professional artist. This is an experiential, studio style class that offers personal, 1:1 feedback and encouragement. Bring a 14" x 17" sketchbook, 2B drawing pencils and a Pink Pearl eraser to first class.

Enrollment limited to 12; ages 10 - 15

A17723 Saturdays, September 16 - October 21
(6 sessions) 11:30 a.m. - 1 p.m.
\$109 Members / \$120 Non-members

B17723 Saturdays, November 4 - December 16
(6 sessions) 11:30 a.m. - 1 p.m.
No class on November 25
\$109 Members / \$120 Non-members

FANTASTIC CREATURES

Bethany Richards
Skill level: ALL

This two day miniseries for kids explores the world of fantastic creatures from history, myth, legend and your own imagination. Beginning with stories and examples, we will learn to combine our daydreams with our painting skills. Using paint, multimedia and paper, our creatures will take flight. Price includes all materials.

Enrollment limited to 12; ages 8-12

A237W23 Saturdays, October 14 - 21
(2 sessions) 11:30 a.m. - 1 p.m.
\$46 Members / \$51 Non-members

TWEEN ILLUSTRATION

Marika Wasscher
Skill level: ALL

This is a class for daydreamers and doodlers alike who want to learn to tell stories visually. We will delve deeply into character creation to come up with dynamic characters and the universe they live in and develop personal drawing styles as we go along. We will explore facial expressions, backgrounds and character poses that will culminate in the creation of a movie poster or book cover to advertise our character's stories.

Enrollment limited to 12; ages 11-16

B19223 Saturdays, November 4 - December 16
(6 sessions) 11:30 a.m. - 1 p.m.
No class on November 25
\$110 Members / \$121 Non-members

YOUTH DRAWING STUDIO

Erin Stahl
Skill level: ALL

Learning to draw is learning to see. Young artists are encouraged to follow their natural inclinations sketching still lifes, gallery artwork and/or self-portraits with the guidance of a seasoned professional artist. This is an experiential, open studio class that offers personal, 1:1 feedback and encouragement. Bring a 14"x17" sketchbook, 2B drawing pencils and a Pink Pearl eraser to the first class.

Enrollment limited to 12; ages 6 to 10

A17323 Saturdays, September 16 - October 21
(6 sessions) 9:30 - 11 a.m.
\$109 Members / \$120 Non-members

B17323 Saturdays, November 4 - December 16
(6 sessions) 9:30 - 11 a.m.
No class on November 25
\$109 Members / \$120 Non-members



Tween Drawing Studio

Fall 2023 Artist-Instructor Bios

Visit our website for longer artist bios and links to their websites, articles and more minnetonkaarts.org/about-us/artist-instructors

Clarice Allgood graduated from Northern Clay Center's MN NICE advanced certificate program after studying at Anderson Ranch and Penland, and completing a series of residencies. She works with both thrown and hand-built forms.

Scott Lloyd Anderson is a full time, nationally known landscape oil painter and teacher. His previous career as a magazine art director greatly informs his approach to picture-making. His work is included in the collections of the Minnesota Historical Society and many private and corporate patrons. He has won awards across the country, and he has painted in China, Italy, England, Mexico and Canada.

Sandy Baron received her BS from the University of Wisconsin, Madison and her MS in Interior Design and Textile Sciences from the University of Minnesota. She has studied weaving at the MCFTA for over 20 years.

Suzann Beck is a Minneapolis-based artist specializing in portraiture. She holds a B.F.A. from Moorhead State University, and serves as an Ambassador for the Portrait Society of America in addition to taking portrait commissions and teaching.

Bradley Benn comes to pottery after earning degrees in engineering, BSEE and BSIE, from Washington University in St. Louis, working in industry and making harpsichords. He served as Assistant Director and managed the pottery studio at Edina Art Center.

Traudi Bestler trained at the Weavers Guild of Minnesota, The Weaving School and Sievers School of Fiber Arts. She has been a teacher of weaving, dyeing and fiber arts for more than 20 years.

Sarah Bober studied fine arts at St. Olaf College. She began making jewelry in 2007 and has been selling her work at art shows and teaching classes ever since, specializing in metal art clay.

Genie Castro studied under painter Hananiah Harari at the famed Art Students League in New York. Her work is admired for its exuberance, assured use of color and bold form. Her passion for creating is matched by her passion for helping students find their own voice through making art.

Krissy Catt has been building her career in clay, with a focus on handbuilding, for more than 20 years. Besides her business, Catt Ceramics, Krissy works in the Edina Schools and with senior adults.

Michele Combs is a plein air, impressionistic painter who has been painting since 1995, and teaching since 2005. She studied classical realism at the Minnesota River School of Fine Art and with nationally recognized artists.

Coco Connolly brings visual talents honed during her extensive design training to her watercolor practice, softening precise line work with impressionistic, flowing color to create the depictions of landscape, people, and environments that capture her imagination.

Christopher Copeland attributes his love of open, serene landscapes to his rural Washington County childhood. A graduate of the College of Visual Arts in St Paul, he has exhibited and received awards for his work in plein air events and galleries across the country.

Kathy Creger has a passion for botanicals that began with a class at the Minnesota School of Botanical Art, studying with Marilyn Garber. Kathy's orchid illustrations appear in several international publications, including "*Orchids of Tropical America, an introduction and Guide.*" Her work is included in the permanent collection of the Eloise Butler Wildflower Garden Florilegium.

Fred Dingler Fred Dingler graduated from the American Academy of Art in Chicago and studied with Irving Shapiro before launching his 40-year illustration career for a local and national clientele. He works in watercolor and gouache, among other media, depicting a variety of subject matter. His teaching experience includes a lengthy stint at the College of Visual Arts in St Paul, and workshops across the country.

Anwasha Guha finds inspiration in nature for her colorful paintings, created in a wide variety of media. She teaches art to students representing a variety of experience levels, emphasizing the students' interests and skill levels as she plans her class lessons.

Maren Harden is Owner/Artist at The Maren Room, where she hosts creativity workshops for children and adults. She holds degrees in Psychology and Studio Art from Augsburg University in Minneapolis. Her training in psychology and art come together with her passion for animal welfare in her pet portraiture work.

Catherine Hearing is a self-taught artist with more than 40 years of experience in watercolor painting, who began teaching in 2004. A frequent and award-winning exhibitor, she is a Signature member of the Transparent Watercolor Society of America among others.

Sonja Hutchinson is a Signature member of the Minnesota Watercolor Society and has been painting in watercolor since 2001. Her artwork employs both traditional and non-traditional watercolor techniques.

Kevin Kluever teaches art to students of all ages, creates paintings in his studio, and also takes on mural commissions (more than fifty of them, both indoor and outdoor), which can be found throughout the West Hennepin area, especially Maple Plain. A self-taught landscape painter, he learned to paint the way he likes to teach it: by studying the masters.

Bonnie Lauber-Westover has taught in the Minneapolis area for over 25 years at schools, colleges, and art centers. She has exhibited widely, been a juror at art competitions, and worked as a visiting artist at many art centers and schools.

Laurie Lausen is an avid rug hooker who began designing and hooking rugs in the early 70s. In the 80s she founded her studio, gallery and retail shop, The Wooly Red Rug. Laurie is one of "America's Best" in the Directory of Traditional American Crafts.

Barbara Lidfors received her Master of Fine Arts degree from Vermont College of Norwich University before moving to Germany, where she served as Assistant Adjunct Professor for Art at University of Maryland in Europe (Heidelberg) and exhibited her work in over a hundred solo and group shows throughout Germany and other countries.

Ivy Mattson's wheel thrown, altered pottery is highly decorated, projecting the joy, wonder, and curiosity which are also evident in her teaching. Mattson first experienced clay while earning her BA in Art Education at Concordia College in Moorhead, MN. She worked as a ceramic studio artist at the Plains Art Museum in Fargo, ND, exhibiting work and teaching art before moving to Minneapolis to continue working in clay at the Northern Clay Center through the MN NICE Program.

Ernest Miller, Jr. is a ceramicist and sculptor with extensive teaching experience. Ernest is an exhibitor and award winner in many juried shows locally and nationally. His work is widely collected.

Jon Neuse has been teaching for the past 25 years in a variety of media, including abstract landscape, abstract figures, collage, and monotype. Jon's work has been described as playful and childlike with an emphasis on color. His work has evolved over the years, from his early large-scale monotypes to his current exploration with 3-D accordion books.

Chiaki O'Brien is a Saori weaving artist/instructor as well as a Taiko (Japanese drumming) performer/instructor, working with students of all ages and abilities. She is the founder of Studio Fun in Bloomington. Her approach to teaching involves both individual problem-solving and group learning.

Dorothy Odland holds a B.F.A. and M.F.A. from the U of MN. She is a founding member of the Women's Art Resources of Minnesota (WARM) and has been an exhibitor, award winner, juror and gallery lecturer for more than 25 years.

Erik Pearson is a painter, sculptor, muralist, installation artist and musician. He received his BFA in Studio Arts from the University of Wisconsin-Superior (UWS). His public mural projects include the recently completed WestRock paper recycling plant in St Paul, for which he received a McKnight Arts Challenge grant. His accessible, eco-friendly sculpture technique allows him to bring the characters in his paintings to three-dimensional life.

Lee Persell is the Ceramics Studio Manager for the MCFTA. She exhibits in shows and galleries throughout the Midwest and has taught at the Art Center since 1997.

Diane Petron's experiences in ceramics and fused glass classes at MCFTA inspired her to make the transition to teaching as she cultivated her expertise. Although she holds a BA in music education, she finds she enjoys teaching art much more than music!

Dan Petrov is a classically trained artist and instructor with more than 25 years of experience, including studying and exhibiting in Europe, Canada, and the U.S. He specializes in Renaissance and Flemish oil painting methods and modern forms of *alla prima* (wet-on-wet) painting.

Frank Picos is a Sculpture Studio Assistant at MCFTA and teaches stone carving for both youth and adults. He is a member of the Society of Minnesota Sculptors. Frank is a part-time artist and supports the Art Center with his construction experience.

Bethany Richards, artist, educator, and speaker, teaches children and youth programs. She held classes for women and children in Katmandu, Nepal, and created children's costumes in North Hollywood. In the Twin Cities, Bethany uses art therapy, music, theatrical creations, mural painting, and visual arts to promote community connectivity. She is a costume design graduate from Syracuse University..

Danny Saathoff is an artist and instructor who splits his time between sculptural art and jewelry design, believing that the two art forms directly influence one another. He also teaches at Carleton College.

Kenneth Schweiger graduated from DePaul University in Chicago, after which he continued his studies of classical and contemporary art in Japan, at the Atelier Studio program in Minneapolis, and in New York. His current studio is located in the Northern Warehouse in Lowertown Saint Paul.

Kathleen Sheridan teaches all types of origami and is constantly learning the latest models by attending national and international origami conventions. Kathleen is the host of *Origami Connect*, and she serves on the Board of Directors for OrigamiUSA.

Anastasia Speer holds a B.F.A. in Ceramics from the University of South Dakota in Vermillion, South Dakota. She earned her master's degree in Art Education at the University of Minnesota in Minneapolis. Anastasia is inspired by nature in her personal work and enjoys helping her students find their own styles and inspirations for their art at the Minnetonka Center for the Arts.

Erin Stahl grew up in Fergus Falls, MN and earned her B.F.A. in Painting from Drake University. She has been a mixed media artist, graphic designer, and community art teacher for over 20 years. Her own creative work focuses on art journaling, mixed media, and watercolor. While she teaches artists of all ages, helping kids nurture their creative spark is her favorite part of teaching. Erin also serves as a Teaching Artist for Caponi Art Park in Eagan, MN.

Jenny Stice graduated from MCAD with a degree in sculpture and has her K-12 Visual Arts teaching license and Master's certification from Augsburg College. Her main format of creation is crocheting, but she has formal training in sewing and felting. Her artwork is displayed privately in Minnesota and with gallery representation in Kentucky.

Erik Vevang has taught greenwood spoon carving since 2015. Introduced to carving by his wife Michele, he's taken numerous carving classes and been featured in MSP Magazine's Makers of the North competition. A carpenter, woodworker and graduate with a BA in Studio Art from St Olaf College, he finds spoon carving the perfect way to explore the intersection of art and craft.

Julie Vogl began her glass mosaic work with stained glass in a neighborhood community class, moving up to Tiffany-style lampshades. Her desire to pursue glass in another art form led her to glass mosaics, in which she incorporates an array of other media and objects.

Marika Wasscher has a B.F.A. in industrial design and sculpture. She finds her zen place whenever she is creating something with her hands. Drawing will always be her first love but she is forever picking up new art media with which to challenge herself.

Art Weeks is an award-winning artist in a variety of mediums including pastel, oil, acrylic and watercolor. He is active in the Lake Country Pastel Society, Minnesota Watercolor Society, Outdoor Painters of Minnesota, and NorthStar Watermedia Society. A retired architect, he holds a B.A. in architecture from the University of Illinois. He enjoys pastels as an artistic medium because of the rich color and combination of drawing and painting skills the medium requires.

Sophia Weisensel received her MFA from New York Academy of Art, where she's taught figurative painting and drawing classes, but focuses on the people of the rural Midwest as the subject of her art, exploring themes such as coming of age and family dynamics in her psychologically resonant images.

Sarah Wieben's love for art began while teaching in Moscow, visiting the city's great museums. Inspired to pursue a formal arts education, she received a BEA from MCAD, where she currently teaches. Her abstract work is informed by her previous practice: painting landscapes. Sarah maintains a studio in the Northrup King Building in North Minneapolis.

Leo Winstead is an artist, illustrator and filmmaker based in the Twin Cities. His published work includes picture books, art for games, medical and editorial illustrations as well as designs for holiday-themed merchandise. Leo has an M.F.A. from MCAD and regularly teaches art classes in the Twin Cities.

If a class description lists "Art Center Faculty," it means that as this catalog went to print, an instructor had not yet been assigned. Please check the class description on the website or call the Registrar for more current information.

NEW STUDENT DISCOUNT

If you've never taken a class with us before, enjoy a 10% savings on your first registration! (Details, p. 19)

Call the Registrar at 952.473.7361, x. 160 to claim this benefit! It cannot be processed online or combined with other discounts.

THANK YOU.

THANK YOU TO ALL WHO MADE MEMBERSHIP, PROJECT, SPONSORSHIP, CORPORATE, OPERATING AND CAPITAL GIFTS TOTALING \$150 OR MORE AND ALL IN-KIND AND MEMORIAL GIFTS BETWEEN MARCH 1, 2023 – MAY 31, 2023.

\$10,000

Mithun Family Foundation/
Raymond and Mary Mithun

\$5,000-9,999

Joan Dayton

\$2,000 - 4,999

1 Anonymous donor

Kingsley H. Murphy Family Foundation/
Katherine B. Murphy

The Head Family Foundation/Martha M. Head

The Longview Foundation/Mary C. Dolan/
Lucy C. Mitchell

Edward and Sherry Ann Dayton

\$1,000 - 1,999

2 Anonymous donors

Ann and Robert Jackson Fund at the
Community Foundation of Sarasota
County/Robert Jackson and Ann Rockler
Jackson

H. William Lurton Foundation/Mr. H. W. Lurton

The Minneapolis Foundation/Bryan Family
Fund/Debra and Scott Bryan/Mary and
Gary O'Brien Family Fund/Mary and
Gary O'Brien

Benjamin and Rebecca Field

Louise Turkula and John Fox

Jill and Scott Wine

\$500 - 999

The Windibrow Foundation/Ralph Weeks
and Margherita G. Harris

Dr. Linda M. Berger

Ms. Kathleen Blatz

Patricia and John Case

Robert and Mary Ellen Paulson

\$150 - 499

1 Anonymous donor

American Endowment Foundation/ E. Grayce
Charitable Fund/Dr. Andrew Doroschak
and Ms. Ginge Anderson

Fidelity Charitable/Jennifer Weiss and Glen
Coakley Giving Fund/Jennifer Weiss and
Glen Coakley/The Birke Family Charitable
Fund/Beth and Steve Birke

Climate Makers, Inc./Ms. Lori Bauer

Piper Sandler Companies/Mr. Andrew Zabilla

Lilla Finch Andrews

Mr. Bradley W. M. Benn

Mike Bigalke

Brooks Chandler

Guy and Katie Childress

Fred and Doris Cogelow

Ms. Nancy Cowette Seward

Mary Jo and David Eide

Mrs. Shayne Ernzer

Joanne M. Finnegan

Gary E. Gardner

Jerry and Valorie Harlow

Terry Hart

Bob and Linda Jodan

Lisabeth Joy

Cheryl Krause

Kenneth and Theresa Kurita

Mr. and Mrs. Charles H. Leck

Sharon Miller-Thompson

Helen Morrison

Ms. Kathleen Nerud

Jay and Jennifer Novak

Stephen Otto

Jan and Laurie Reardon

Theresa Salerno and James Rife

Katharine Robinson

Mrs. Mariana Shulstad

Ms. Naamua Sullivan

Patricia Vaurio

Julie and Frank Vogl

Dr. Kyla Wahlstrom and Dr. Richard
Wahlstrom

Fred Wall

Dennis and Amanda Walsh

Ben and Katrina Wasscher

Liz and Ken Weir

Cornie and Betty Ann Wiens

Mrs. Hunter Wright

Mark and Ann Young

Mr. Andrew Zabilla

Mr. Rick L. Zinter and Mrs. Nancy Zinter

Alan and Bonnie Ziskin

MEMORIAL AND TRIBUTE CONTRIBUTIONS

In Honor of Sarah Gibson

Dr. Linda M. Berger

In Memory of Linda Bean

Ms. Kathleen Nerud

In Memory of Edward C. Ellingson

Barbara McBurney

CORPORATE CONTRIBUTIONS

Climate Makers, Inc./Ms. Lori Bauer

Piper Sandler Companies/Mr. Andrew Zabilla

FOUNDATION CONTRIBUTIONS

American Endowment Foundation/ E. Grayce
Charitable Fund/Dr. Andrew Doroschak
and Ms. Ginge Anderson

Ann and Robert Jackson Fund at the

Community Foundation of Sarasota
County/Robert Jackson and Ann Rockler
Jackson

Fidelity Charitable/Jennifer Weiss and Glen
Coakley Giving Fund/Jennifer Weiss and
Glen Coakley/The Birke Family Charitable
Fund/Beth and Steve Birke

H. William Lurton Foundation/Mr. H. W. Lurton
Kingsley H. Murphy Family Foundation/
Katherine B. Murphy

Mithun Family Foundation/Raymond and
Mary Mithun

The Head Family Foundation/Martha M. Head
The Longview Foundation/Mary C. Dolan/
Lucy C. Mitchell

The Minneapolis Foundation/Bryan Family
Fund/Debra and Scott Bryan/Mary and
Gary O'Brien Family Fund/Mary and Gary
O'Brien

The Windibrow Foundation/Ralph Weeks and
Margherita G. Harris

Welcome and thank you to all new and renewing members (March 1, 2023 – May 31, 2023)

PATRON (\$1,000)

Ann and Robert Jackson Fund at
the Community Foundation
of Sarasota County/Robert
Jackson and Ann Rockler
Jackson

Louise Turkula and John Fox

SPONSOR (\$250-999)

The Windibrow Foundation/
Ralph Weeks and Margherita
G. Harris

Mary Jo and David Eide

Mrs. Hunter Wright

Mr. Rick L. Zinter and

Mrs. Nancy Zinter

FRIEND (\$100-249)

Lucy Bruntjen

Lisabeth Joy

Susan Marvin

Barbara McBurney

Suzanne Olson

Michele Rauk and Cherie Wyman

Rebecca Rogers

Gary L. and Judith G. Vars

BASIC (\$55-99)

Mr. Douglas Ahrens

Ms. Robin Alexander-Staggs

Mr. Todd Ames

Dr. David Bailey

Mrs. Stacia Bank

Mrs. Deborah Barce

Ms. Mia Beardsley

Ms. Pamela Bezotte

Ms. Mary Bizal

Ms. Gladys Brecht

Mr. Bill Britt

Linda Brobeck

Ms. Cynthia Browne

Mr. Andrew Bryan

Ms. Michelle Campbell

Ms. Genie Castro

Ms. Jean Anne Chez

Mr. Jim Clark

Ms. Sandra Dower

Megan and Thomas Eakins

Ms. Vicki Ebben

Ms. June Egberg

Ms. Stephanie Eichman

Mr. David Ewert

Ms. Meriwether Felt

Alice and Dean Fjelstul

Mrs. Cynthia Fleury

Mr. Jim Geisinger

Dr. Richard Golden

Mr. Mark Griffin

Mrs. Pratibha Gupta

Mrs. Laura Hanson

Mrs. Cheryl Hatcher

Ms. Juliette Humiston

Ms. Mehreen Hussain

Mr. Benton Jackson and

Ms. Deborah K. Mielke

Ms. Katharine Jackson

Ms. Cheri Jacques

Ms. Kelly Jameson

Ms. Kathleen M. Jewett

Alyssa Johnson

Mr. Chris Johnson

Rebecca Joy

Ms. Joan Kieren

Ms. Emily Kisa

Mr. and Mrs. William Laursen

Julie and John Lesser

Sonja and Steve Lockman

Patti Loftus

Dodie Logue

Mr. Eber Lusty

Ms. Rita Maehling

Mrs. Megan Marchand

Ms. Karen Melvin

Ms. Margaret Merkow

Ms. Vickie Merrick

Mr. James Miller

Ms. Marjorie Modell

Ms. Sallie Neall

Dennis and Naomi Nelson

Mrs. Colleen Ness and

Mr. David Ness

Mr. Kevan Nitzberg

Ms. Tammy Paulus

Mr. Rob Perez

Jackie and Wayne Peterson

Ms. Carolyn S. Pierce

Ms. Lynn Pierson and

Mr. Jeff Pierson

Mrs. Susan Quakkelaar

Ms. Lisa Ragozzino

Erika and Matt Ramsey

Mr. William Ribnick and

Mrs. Gail Ribnick

Katharine Robinson

Mrs. Angela Roche

Ms. Sigrid Sahgal

Ms. Lisa Schindeldecker

Ms. Tina Seber

Ms. Stephany G. Siitari

Ms. Andrea Stern

Ms. Beth Thompson

Ms. Angela Trendera

Dr. Kyla Wahlstrom and

Dr. Richard Wahlstrom

Ms. Colleen Waltz

Ms. Christina Watson

Ms. Kelly Wheaton

Mr. Austin Wolf

Ms. Jennifer Wood

Mind the Gap

We rely on donations from individuals, foundations, corporations and organizations to help bring the arts to our community

Donate today!

Tuition

Only covers 65% of the cost of a class

Support the Minnetonka Center for the Arts anytime, anywhere. For your convenience, you can create a registration profile on our website, www.minnetonkaARTS.org and login. You will be able to login anytime to review or print your giving history.

Membership Benefits

\$60 BASIC HOUSEHOLD MEMBERSHIP (\$55 FOR SENIORS - AGE 62+)

- 10% discount on classes for all household members
- Invitations to special exhibit openings and events
- Eligibility to enter Members' shows and exhibits
- Higher commissions on sales of member-exhibited art
- \$10 discount on membership at the Walker Art Center

\$100 FRIEND MEMBERSHIP

- All the benefits listed above, plus a coupon for free coffee and baked good in the Café when it reopens

\$250 SPONSOR MEMBERSHIP

- All the benefits listed above, plus a coupon for a free lunch for two in the Café when it reopens

\$1000 PATRON MEMBERSHIP

- All the benefits listed above, plus free use of the Henrietta Murphy Room once a year
- Acknowledgment on our Patron's Plaque

All gifts of \$150 a year or more are acknowledged in *Visually Speaking* and the annual report. All donors of a cumulative total of \$1,000 or more during the year are honored on the Patron's Plaque in the main lobby.

Walker Art Center members receive a \$10 discount off a Minnetonka Center for the Arts membership. MCFTA members receive a \$10 discount off a Walker Art Center membership.

To join, renew or purchase your membership, call 952.473.7361, x. 160 or go to minnetonkaARTS.org and select **BECOME A MEMBER.**

Class Registration

Once you've found the classes or workshops that interest you, reserve your spot by registering and paying as soon as possible, as some fill up quickly. Please register at least one week before the class starts.

Register in the way that is most convenient for you:

- Online at www.minnetonkaARTS.org/classes.*
- Stop by or call the Registrar (front desk) at 952.473.7361, x. 160. Make sure to have the class number, title and payment ready. Registrations made by phone must be paid by credit card.
- Complete the Registration Form below and mail it to Minnetonka Center for the Arts. You can also email or fax your completed registration form to registration@minnetonkaarts.org or 952.473.7363.

Please note that class spots cannot be held without full payment and a signed liability waiver.

If a class is canceled due to insufficient enrollment, the Art Center will contact students by phone or email prior to the first class date. Students have the option to transfer into another class or receive a full refund.

If you have any questions, please call the Registrar at 952.473.7361, x. 160.

DISCOUNTS AND TUITION ASSISTANCE

Member Discount

Members of the MCFTA save 10% on every class and workshop for 12 months. An annual household membership is \$60 (\$55 age 62+) and can be purchased at the time of registration immediately applying the discount to that registration.

New Student Discount

Non-member students who have never previously taken a class at MCFTA qualify for a 10% discount on their first class. This is a one-time offer on tuition only and does not extend to materials, additional fees, Summer Arts Camp, birthday parties or subsidized classes. It cannot be combined with any other offer. **The New Student Discount cannot be processed online.** To claim this discount, please register by visiting or calling the front desk at 952.473.7361, x.160.

SCHOLARSHIPS

Tuition assistance is available thanks to contributions to scholarship funds to help make art education available to all children and adults. Please call the Registrar at 952.473.7361, x. 160, for information and an application. Applications are due three weeks prior to class start.

CANCELLATIONS

- The Art Center charges a 10% administration fee for every registration cancellation or class transfer to cover administrative costs.
- Students canceling one week or more prior to the class start date will receive a 100% refund (minus the administration fee).
- Students canceling less than one week prior to the class start will receive a 50% refund (minus the administration fee).
- If canceling on the day the class starts or later, there is no refund.
- If canceling a workshop registration less than one week prior to the workshop date, there is no refund.
- Transfers must be made more than one week prior to a class start date and are subject to the administration fee.
- Tuition is not prorated for missed classes or for students who register late. Make-up classes are available at the discretion of the instructor.
- Late registrations may be accepted after a class has begun if space is available and with the permission of the instructor.
- Weather-related cancellations are nonrefundable. Make-up classes will be scheduled to the best of our ability.

NOTE: The Summer Arts Camp program has a different cancellation policy. Details available at minnetonkaARTS.org/classes/summer-arts-camp.

MATERIALS

Materials fees and model fees not included in tuition must be paid with class registration.

The course description will indicate what materials are needed. If a materials list is not mentioned or provided before the start of class, bring the supplies you have or think you might need. Your instructor will tell you if additional materials are needed.

Most class materials lists are available online (minnetonkaARTS.org/classes/class-materials-lists). A list of materials available for sale at the Art Center is also viewable online (minnetonkaARTS.org/classes/art-resources).

Photography students should bring their own camera. Ceramics students supply their own tools and clay (which may be purchased at the Art Center). The average materials cost per session for beginners is about \$35. Firing and glazing fees are calculated by dimension and are paid at the front desk.

OPEN STUDIO POLICY

Studio privileges are available during regular building hours only to students who are currently enrolled in (and regularly attending) a class, in studios when class is not scheduled. Please see your instructor or call the Registrar for open studio hours.

CLASS SKILL LEVELS

To help students find classes with the right level of challenge, the classes in this catalog are noted with the following skill levels:

(B) Beginner: Student has no experience with the medium or needs a fundamental knowledge of techniques and materials.

(AB) Advanced Beginner: Student needs more instruction or a refresher on fundamental techniques or needs help to solve basic problems with the medium.

(I) Intermediate: Student has already completed several works in this medium and has begun exhibiting. The student is able to solve many problems independently, is developing design and composition skills and wants to try, or is experimenting with, a variety of techniques.

(AD) Advanced: Student is able to work independently and seeks critique from the instructor or peers. The student has developed a style and can discuss the concept behind the work and has begun the process of creating a resume and portfolio.

(ALL) All Skill Levels: The class is open to students of all levels.

[CORE CLASS]: A fundamental class that may be a good entry into a new medium.

The Art Center recommends that students in all disciplines take a drawing class at some point in their education.



The Minnetonka Center for the Arts is accessible to students with disabilities. If you require special assistance, please let the Registrar know at 952.473.7361, x. 160, or the Minnesota Relay Service (for the hearing impaired) at 800.627.3529 two weeks prior to class. We will be happy to accommodate your needs.

Registration Form

Minnetonka Center for the Arts

Today's Date

Name (First, Last) _____

Address _____ City/State/Zip _____

Phone Number _____ Alternate Phone _____

Emergency Contact (Name, Relationship, Phone) _____

Student Email _____

Class Number	AM PM	Class or Workshop Title	Student Name	D.O.B. (<18)	Model or Materials Fees	Tuition

METHOD OF PAYMENT Check # _____ Visa Mastercard

Account # _____ Exp. Date _____ CVV _____

Date into RE (Office use) _____

REGISTRATION & CLASS FEES All fees must be paid in full when you register. We cannot reserve space without full payment.

You may register by:

Online: www.minnetonkaarts.org • **Mail:** 2240 North Shore Drive, Wayzata, MN 55391

Phone: 952.473.7361, ext. 160

TUITION SUBTOTAL	
MODEL AND MATERIALS FEES SUBTOTAL	
MEMBERSHIP (OPTIONAL)	
Subtotal	
MINUS DISCOUNTS OR SCHOLARSHIPS	
TOTAL	

Register online at
www.minnetonkaARTS.org

New student? Tell us how you discovered the Art Center? (please circle one)

Word of mouth • Advertisement • Web Search

Facebook • Instagram • Twitter

Article • Catalog Mailing • Event/Exhibit

Ridgedale • Drive by • Summer Arts Camp

Other _____

MEMBERSHIP STATUS

Membership is encouraged but optional

- Current Member**
- NEW Member**
 - Basic \$60 (\$55 senior discount)
 - Friend \$100
 - Sponsor \$250
 - Patron \$1,000
- Non-member**

Art Center Hours

Monday	9 a.m. - 4 p.m.
Tuesday	9 a.m. - 9 p.m.
Wednesday	9 a.m. - 4 p.m.
Thursday	9 a.m. - 9 p.m.
Friday	9 a.m. - 4 p.m.
Regular Saturday hours	9 a.m. - 4 p.m.
Saturday Summer Hours (mid-June - Aug)	9 a.m. - 1 p.m.
Sunday	Closed

The Art Center is closed these holidays: New Year's Day, Memorial Day, Independence Day, Labor Day, Thanksgiving Day, Christmas Eve Day and Christmas Day.

The Art Center is closed two weeks each year: the week before Labor Day for cleaning and maintenance and the week from Christmas Day through New Year's Day. Phone lines will be open these weeks, M-F, excluding holidays, from 9 a.m. - 4 p.m.

Weather closings will be posted to our website, news outlets, and social media. We follow the Orono Public Schools regarding closures and late starts (when the Art Center will open at 10 a.m.). Weather related cancellation policy is on page 19.

Open Studio is a free benefit for currently registered students only, so they may continue artwork projects outside of class. Call the Registrar for available open studio hours.

Art Center Café Hours

The Art Center Cafe remains closed until further notice.

OUR MISSION

In the belief that the visual arts are indispensable to a healthy community, it is the mission of the Minnetonka Center for the Arts to provide teaching excellence, quality exhibitions and cultural enrichment for people of all ages, interests, and abilities.

Minnetonka Center for the Arts

2240 North Shore Drive
Wayzata, MN 55391-9347

minnetonkaARTS.org
952.473.7361, x. 160

Nonprofit
Organization
U.S. Postage
PAID
Minnetonka
Center for the Arts

This activity is made possible by the voters of Minnesota through a Minnesota State Arts Board Operating Support Grant, thanks to a legislative appropriation from the arts and cultural heritage fund.

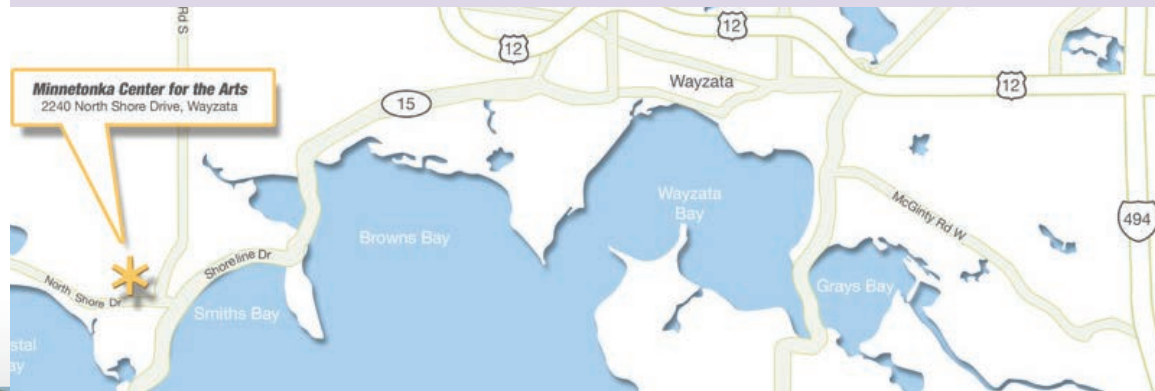


LOCATION 2240 North Shore Drive, Wayzata 55391-9347

Just 20 minutes from downtown Minneapolis and 5 minutes from downtown Wayzata

Two blocks west of the Dakota Rail Regional Trail

About 1/2 mile from the Noerenberg Gardens



/VISUALLY SPEAKING/ FALL 2023

Minnetonka Center for the Arts

Classes / Exhibits / Outreach

Fall Courses at MCFTA / PAGES 4-16

Exhibits / PAGE 2

Rocky Point by Cynthia Kath

 Everyone is welcome
at the Art Center!