

/VISUALLY SPEAKING/

WINTER
2024

Minnetonka Center for the Arts

Classes / Exhibits / Outreach

Visual arts education for all ages,
interests, and abilities

ESSENTIAL DATES

Arts of the Holidays Show and Sale*
October 27 - December 23

Laura H. Miles Gallery
Monday - Saturday, 10 a.m. - 4 p.m.

Art Center Closed
December 24 - January 1
Phone lines open for registration
(details on back cover)

Winter Registration Opens
November 20, Noon

Winter Classes
January 2 - February 24
Please register by December 23

Spring I Classes
February 26 - April 20
Please register by February 19

Spring II Classes
April 22 - June 15
Please register by April 15

*Free and open to the public

Snowperson 33 by Scott Lloyd Anderson

Winter Classes / PAGES 6 – 13

Director's Note
and Exhibits Update / PAGE 2

Contributor Thank You / PAGE 3

Artist Spotlight
Scott Lloyd Anderson / PAGE 4

Class Registration Instructions /
PAGE 15

/VISUALLY SPEAKING/

Winter 2024

CONTENTS

- 1 Essential Dates
- 2 Director’s Note and Exhibits Update
- 3 Thank You Donors / Welcome Members
- 4 Artist Spotlight
- 5 Classes at a Glance
- 6 - 13 Class Descriptions
- 14 Artist-Instructor Bios
- 15 Registration Details
- 16 Art Center Hours / Mission / Location

BOARD OF DIRECTORS (as of 7/26/2023)

CHAIR	Jim Schwert
VICE CHAIR	Curt Paulsen
SECRETARY/ TREASURER	Gary Lasché
MEMBERS AT LARGE	Laura Bernstein Sarah Gibson Barbara McBurney Martha McLaughlin Jackie Peterson Joan Suko

ART CENTER STAFF

EXECUTIVE DIRECTOR	Roxanne Heaton, x. 150 rheaton@minnetonkaarts.org
EXHIBITS & ADULT PROGRAM DIRECTOR	Robert Bowman, x. 170 bbowman@minnetonkaarts.org
CHILDREN & YOUTH PROGRAM DIRECTOR	Ruth Mason, x. 190 rmason@minnetonkaarts.org
MARKETING & COMMUNICATIONS DIRECTOR	Open Position
FINANCE DIRECTOR	Mary Larson, x. 130 mlarson@minnetonkaarts.org
ACCOUNTING ASSOCIATE	Lisa Iserman, x. 180 liserman@minnetonkaarts.org
CERAMICS STUDIO MANAGER	Lee Persell, x. 140 lpersell@minnetonkaarts.org
DEVELOPMENT ASSOCIATE	Susan Weir, x. 100 sweir@minnetonkaarts.org
REGISTRARS	registration@minnetonkaarts.org Terri DesLaurier, x. 160 tdeslaurier@minnetonkaarts.org
GUEST SERVICES	Open Position 952.473.7361, x. 160 registration@minnetonkaarts.org
VOLUNTEER OPPORTUNITIES	Maryalice Brenk mmbrenk9@gmail.com
WEBSITE	minnetonkaARTS.org
FACEBOOK	facebook.com/artcentered
TWITTER	@Mtkacenter4arts
INSTAGRAM	minnetonkaarts



DIRECTOR’S NOTE


Dear Friends,

We’ve been hard at work planning programs to nurture your creative side during the dark days of January and February. We hope you will like what you see and that you will register today for as many classes as your schedule allows.

Our very popular Arts of the Holidays Show & Sale is open until December 23 and remains one of the winter’s most anticipated events. Each year, this show provides a marketplace for more than a hundred local artists and attracts shoppers from throughout the five-state region. Its’ reputation for quality and unique handcrafted items continues to grow as the selection increases each year. Invite your friends and family to join you and support our artists and your favorite community arts organization through your purchases.

Shortly, most of you will receive a request for funding in the form of our fall appeal. Please give this request your careful

consideration. If you’re a current student, you probably know that your tuition payment only covers about 65% of the cost of delivering your program! In addition, a number of students enjoy our programs for low or no cost though our scholarship program. We try our best to keep our classes available to the widest possible audience by keeping fees affordable and securing grants for programs to the underserved but that means we must raise the balance of our expenses through requests like these. If not for the generosity of many individuals, corporations and grantors like the Minnesota State Arts Board, this would not be possible. This fiscal year alone, we need to raise nearly \$400,000 to close that ever widening gap. Your gift, whatever the amount, will be greatly appreciated and put to good use. Please consider making a gift today!

Stay warm! Best regards,

Roxanne L. Heaton, Executive Director

Exhibits Update

Exhibits and opening previews are free and open to the public. Our facility is fully accessible to ensure that the visual arts are available to everyone.

Original artwork is available for viewing and purchase at the Minnetonka Center

for the Arts in the gallery, throughout the building and at Ridgedale Center. To purchase artwork at the Art Center, stop by the front desk. To purchase artwork exhibited through Partners in Art at Ridgedale, contact Bob Bowman at bbowman@minnetonkaarts.org or 952.473.7361 x. 170.

ARTS OF THE HOLIDAYS SHOW AND SALE
October 27 through December 23

Laura H. Miles Gallery
Free and open to the public

Offering new artists to discover and new collections of work by returning favorites, the *Arts of the Holidays Show and Sale*, offers you the chance to shop a gallery full of fine craft and art, selected for character and value, perfect for holiday giving. Enjoy the unhurried atmosphere of shopping in our spacious gallery. With more than a hundred local artists’ work, it’s a holiday shopping must!

PARTNERS IN ART AT
RIDGEDALE CENTER
Entries ongoing

Our displays of art at Ridgedale Center continue – see the Exhibits page at minnetonkaarts.org to learn how you can have your work seen by the millions of people who pass through Ridgedale each year! Displays are changed out on an ongoing basis, so apply at any time with images of your work, including medium, size, and pricing information, to bbowman@minnetonkaarts.org. See the Calls for Entries page of minnetonkaarts.org for full details. All exhibited work must be for sale. Media includes but is not limited to ceramics, sculpture, textiles, paintings, and glass.



THANK YOU.

THANK YOU TO ALL WHO MADE MEMBERSHIP, PROJECT, SPONSORSHIP, CORPORATE, OPERATING AND CAPITAL GIFTS TOTALING \$150 OR MORE AND ALL IN-KIND AND MEMORIAL GIFTS BETWEEN JUNE 1 – AUGUST 31, 2023.

\$20,000 +

Anonymous
Minnesota State Arts Board
Judie Jones

Anonymous
Bentson Foundation/Ms. Judi Dutcher
The S. Bartley Osborn Family Charitable Trust/
Kandi and Bart Osborn
Mary Swanbeck Bowman

\$2,000 – 4,999

Bank of America Charitable Gift Fund/
Martha and Bill McLaughlin
Prospect Creek Foundation/Mr. and Mrs. Bruce Atwater
The Windibrow Foundation/
Ralph Weeks and Margherita G. Harris
Woodhouse Family Foundation/
Kirt and Nicole Woodhouse
James and Caroline Schwert

\$1,000 - 1,999

Anonymous
American Endowment Foundation/Cliff Foundation/
Mr. Clifford L. Otten
Mr. Michael J. Brenk and Dr. Maryalice Brenk
John and Maureen Drewitz
Gary Lasche and Nancy Nechas-Lasche
Denise Leskinen
Steve and Sheri Schellhaass

\$500 - 999

Greystone Foundation/
Walter McCarthy and Clara Ueland
Brookfield Properties
Ms. LuAnn Conroy
Ms. Linda Ferguson
Ms. Sarah Gibson
Mr. Robert Grider

\$150 – 499

Pledgeling Foundation/3 Anonymous donors/
Ms. Steph Christensen/Mr. Thomas Faust
The Minneapolis Foundation/Hawn Family Fund/
Van and Liz Hawn
U.S. Charitable Gift Trust/Anonymous/The Richard and Sharon Parsons Charitable Fund/Shari Parsons
Fredrickson Learning/Ms. Joyce Lasecke
Roy and Jacqueline Anderson
Michael J. Blum and Abigail Rose
Ms. Eileen Custer
Mr. Alexander Dolejsi
Ms. Pam Fechter
Pratibha Gupta
Ms. Nan Heim
Ms. Leslie Hunter-Larson
Bob and Linda Jodan
Mrs. Cathy LaPoint
Susan Lyman
Marilee and David Mahler
Ms. Marianne E. Merriman

Suzanne Olson
Robert Savage
Mr. Kent Severson and Ms. Sally J. Wagner
Richard and Judith Spiegel
Rachel and Mark Traynham
Ms. Erin Trippet
Mr. David Trousdale and Mrs. Jeannine Trousdale
Patricia Vaurio
Leni Wilcox
Ms. Kelly Wosepka and Mr. Thomas Wosepka
Dr. Alvin S. Zelickson and Mrs. Sue Z. Zelickson

TRIBUTE AND MEMORIAL CONTRIBUTIONS

In Honor of Traudi Bestler
The Windibrow Foundation/
Ralph Weeks and Margherita G. Harris
In Memory of Marilyn Ruth Hunter
Ms. Leslie Hunter-Larson
Ms. Wendy Parsons and Mr. Harold Parsons

In Memory of Cynthia Kath
Pledgeling Foundation/3 Anonymous donors/
Ms. Steph Christensen/Mr. Thomas Faust
Ms. Karen Anderson
Ms. Marina Beirne
Mr. Harvey Blomberg and Ms. Judy Blomberg
Ms. Cynthia Carlson and Mr. Kevin Carlson
Ms. Patricia Coan and Mr. Richard Coan
Mr. Alexander Dolejsi
Mr. Mike Faust and Ms. Jan Faust
Ms. Susan Godeke and Mr. Leon Godeke
Ms. Loretta Hayne and Mr. Michael Hayne
Ms. Gene Kath and Ms. Marcia Kath
Mr. Timothy Kelsey and Ms. Cheryl Kelsey
Ms. Barbara Osiecki
Ms. Linda Perkovich and Mr. Thomas Perkovich
Ms. Patricia Peterson
Mr. Thomas Pink and Ms. Jessie Pink
Ms. Shelly Rowedder and Mr. Matt Rowedder
Mr. William St. Marie and Ms. Deborah St. Marie
Mr. David Trousdale and Mrs. Jeannine Trousdale
Mr. and Mrs. Ron Tudisco
Ms. Carmon Watkins and Mr. Mark Watkins
Ms. Janet Wilebski and Mr. Alan Wilebski
Ms. Kelly Wosepka and Mr. Thomas Wosepka

In Memory of Shush Stoker
John and Maureen Drewitz

CORPORATE CONTRIBUTIONS

Brookfield Properties
Fredrickson Learning/Ms. Joyce Lasecke

FOUNDATION CONTRIBUTIONS
Anonymous
American Endowment Foundation/Cliff Foundation/
Mr. Clifford L. Otten
Bank of America Charitable Gift Fund/
Martha and Bill McLaughlin
Bentson Foundation/Ms. Judi Dutcher
Greystone Foundation/
Walter McCarthy and Clara Ueland
Pledgeling Foundation/3 Anonymous donors/
Ms. Steph Christensen/Mr. Thomas Faust
Prospect Creek Foundation/Mr. and Mrs. Bruce Atwater
The Minneapolis Foundation/Hawn Family Fund/
Van and Liz Hawn
The S. Bartley Osborn Family Charitable Trust/
Kandi and Bart Osborn
The Windibrow Foundation/
Ralph Weeks and Margherita G. Harris
U.S. Charitable Gift Trust/Anonymous/The Richard and Sharon Parsons Charitable Fund/Shari Parsons
Woodhouse Family Foundation/
Kirt and Nicole Woodhouse

Welcome and thank you to all new and renewing members (June 1 – August 31, 2023)

PATRON (\$1,000)

Mr. Michael J. Brenk
and Dr. Maryalice Brenk
Steve and Sheri Schellhaass

SPONSOR (\$250-999)

Bob and Linda Jodan
Susan Lyman
Marilee and David Mahler
Rachel and Mark Traynham
Mr. Kent Severson
and Ms. Sally J. Wagner

FRIEND (\$100-249)

Patricia and Jeff Baker
Mike and Ann Brillely
Ms. Eileen Custer
Barbara Elton
Kay and Owen Gregg
Mark and Leslie Haney
Valorie and Jerry Harlow
Ms. Diane H. Howard-Hass
Ms. Jennifer Johnson
Ms. Claire Kestenbaum
Dr. and Mrs. Daniel Lips
Bob and Diane Slayton
Richard and Judith Spiegel
Mr. and Mrs. Branislav Stankovsky
Ms. Cynthia Winrich-Poupard
and Mr. Gilles Poupard

BASIC (\$55-99)

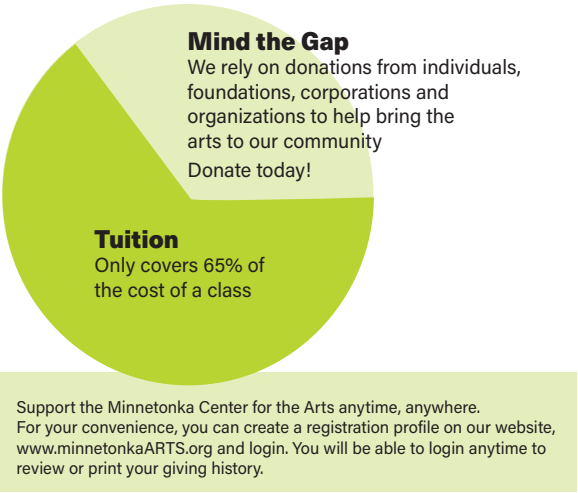
Anonymous
Ms. Caroline Amplatz
Ms. Cheryl E. Anderson
and Mr. Charles Turner
Dr. Karen Anderson
Roy and Jacqueline Anderson
Ms. Michele Angel
Sandra and Gary Baron
Mrs. Leith Barry
Ms. Patricia Bartlett
and Mr. Mitchell P. Bartlett
Mrs. Anne L. Bendt
Mr. and Mrs. John Bergstad
Mrs. Michele Bigos

Justin and Jessica Blum
Jill and Kevin Bowman Cashman
Mrs. Judy Briggs
Mrs. Amy Brown
Ms. Lizbeth Brown
Dr. Robin Brown
and Dr. Denise Pasmanter
Ms. Linda Campbell
Ms. Janet Carlson
David and Linda Carter
Ms. Kayden Cavaness
Mr. David Christiansen
Mr. Neil Collins and Mrs. Nancy Collins
Mrs. Cynthia Colson
and Mr. Michael Colson
Mrs. Karen Condon
Ms. LuAnn Conroy
Ms. Sandra Cowing
Ms. Julie Darg
Mr. John DeNero and Ms. Jessica Wan
Anne and Keith Dixon
Mrs. Tracy Downing McDermott
Peg and Jerome DuBord
Ms. Cassandra Dulyx
Ms. Arlette Egan
Mr. David Ewert
Ms. Pam Fechter
Ms. Linda Ferguson
Joanne M. Finnegan
Mrs. Victoria Garding
Mr. David Gavin
Mrs. Pamela L. Gehlen
Mrs. Hannah Godfrey
Mr. Bruce D. Goodman
Dr. Jessica Greenblatt
Mr. John Grudnowski
Ms. Heidi Hannisdal
Mrs. Suzanne Haus
Ms. Peggy Hempel
Ms. Penelope Holt
Ms. Cathe Jacobi and Mr. John Jacobi
Mrs. Lori Jacobson
Ms. Judy Jaffee
Mr. Jim H. Jahoda
and Mrs. Susie Dedo-Jahoda
Ms. Laurie Jaramillo
Ms. Barbara Jeffries

Mr. Robert Jensen
and Ms. Kathe Wilcoxon
Mrs. Laura S. Johnson
Ms. Nancy Johnson
Mr. Warren Johnson
Mr. Joel Kaplan
Ms. Viktoriya Karnaukhova
Mrs. Julia Karos and Mr. George Karos
Ms. Cathryn Kennedy
Mrs. Orit Kidron
Ms. Mary Kiley
Ms. Susan Klevann
Sally and William H. Kling
Mrs. Joan B. Knudtson
Mrs. Molly Larsen
Ms. Kerstin Lee
Mr. John Lettmann
Mrs. Suzanne L'Herault
Mrs. Amy Lietzau
Mrs. Diane Littleton
Ms. Tamsyn MacKenzie
Mr. Pat Mandile and Mrs. Judy Mandile
Ms. Kristina Maravegias
Ms. Bernadine Mattson
Ms. Mary McCarthy
and Mr. Arlo Zelickson
Martha and Bill McLaughlin
Ms. Bobbie McMonagle
Susan and Bruce Meyer
Ms. Sharon Miller-Thompson
Ms. Susan K. More
Gary Mosiman and Julie Carley
Ms. Corinne Myhre Thoennes
Ms. Julie Nelson
Mrs. Christine Newell
Mr. Josh Newhall
Polly Norman
Ms. Anne Nowlan
Mrs. Emily Oberg
Mary and Gary O'Brien
Ms. Debra O'Connor
Rhonda and Rory O'Neill
Ms. Paula Palkert
Mrs. Barbara E. Pamperin
and Mr. Ralph Pamperin
Ms. Marcia Paul
Ms. Linda Pavic

Ms. Gen Perrizo
Mrs. Robyn K. Peterson
and Mr. Mark Peterson
Ms. Diane Petron
Ms. Beth Powers
Ms. Pam Prosser
Dr. Geoffrey Raile and Mrs. Cheryl Raile
Ms. Carol Reed
Mrs. Emily Reitan
Mr. Steve Richards
and Ms. Amanda Richards
Ms. Susan Rickert
Ms. Diane Robinson
Mrs. Judith Rodewald
and Mr. Michael Rodewald
Ms. Jessica Rush
Ms. Sharon Salz
Mrs. Jana Sambelashvili
Mr. Jack Sanschagrin
Ms. Lynne Sarnoff-Christensen
Ms. Janet Schaefer
Ms. Freya Schirmacher
Dr. Nathan Schmiechen
and Mrs. Malinda Schmiechen
Ms. Lisa Schmitz and Ms. Kari Haug
Ms. Connie D. Scott
Ms. Joan Semmer
Ms. Joyce Senechal

Mrs. Sandra Setterholm
Ms. Peggy Sikorski
Ms. Mary Sohlberg
Ms. Liba Stillman
Dr. Ashley Sugalski
Mike and Colette Sulser
Ms. Tamara Sweere
Ms. Elle Swenson
Ms. Hilary Toren and Mr. John Toren
Rachel and Mitchell Trockman
Mrs. Susan Turbenson
Ms. Clitheroe Ugboajah
Dr. Patricia Ura
Dr. Barbara Van Eeckhout
Patricia Vaurio
Ms. Dawn Vittur-Berglund
Mr. Lowell Vogen
and Mrs. Dianne Vogen
Ms. Marlys Walters
Ms. Wendy Wells
Ms. Melissa Whitler
Mrs. Marilyn Wick
Leni Wilcox
Mrs. Donna R. Winberg
and Mr. John A. Winberg
Mr. Benjamin R. Zolin



Membership Benefits

\$60 BASIC HOUSEHOLD MEMBERSHIP (\$55 FOR SENIORS - AGE 62+)

- 10% discount on classes for all household members
- Invitations to special exhibit openings and events
- Eligibility to enter Members' shows and exhibits
- Higher commissions on sales of member-exhibited art
- \$10 discount on membership at the Walker Art Center

\$100 FRIEND MEMBERSHIP

- All the benefits listed above, plus a coupon for free coffee and baked good in the Café when it reopens

\$250 SPONSOR MEMBERSHIP

- All the benefits listed above, plus a coupon for a free lunch for two in the Café when it reopens

\$1000 PATRON MEMBERSHIP

- All the benefits listed above, plus free use of the Henrietta Murphy Room once a year
- Acknowledgment on our Patron's Plaque

All gifts of \$150 a year or more are acknowledged in *Visually Speaking* and the annual report. All donors of a cumulative total of \$1,000 or more during the year are honored on the Patron's Plaque in the main lobby.

Walker Art Center members receive a \$10 discount off a Minnetonka Center for the Arts membership. MCFTA members receive a \$10 discount off a Walker Art Center membership.

To join, renew or purchase your membership, call 952.473.7361, x. 160 or go to minnetonkaARTS.org and select BECOME A MEMBER.

ARTIST SPOTLIGHT

Scott Lloyd Anderson

Scott Lloyd Anderson sees beyond the mundane; where others may see a street sign, a parking lot, or a melting snowbank, he sees shape, lines, light, values, and form. “I don’t start with an agenda – I head out there with an open mind and see what grabs me. I wing it. If it appeals to me, I try to illustrate why that is to other people. As a trained graphic designer I feel a commitment to communicate, but as a fine artist, I’m more interested in exploring what motivates me, and the idea that this view you haven’t given a second look at is worth a second look.”

For Scott, artistic expression is part of his identity. Born in to a family of professional painters and avid collectors, Scott began honing his craft creating charcoal drawings at an amusement park, which led to a 20 year career as a magazine art director. But it was the pseudo-realism of artists such as Howard Pyle, N.C. Wyeth and Norman Rockwell, who drew from life, that he found most interesting.

Like musicians learning music, artists need to learn their instruments before they can truly express themselves.


And after losing his brother-in-law and mother, Scott found himself in a situation which afforded him the ability to choose a new path, and he began his second career studying painting. For Scott, there has always been a passion for learning, and having honed his craft as an illustrator, studying painting was a natural progression. He was most interested in developing his skills with brushwork and paints. “Like musicians learning music, artists need to learn their instruments before they can truly express themselves.”

Scott had always liked landscape painting, but wanted to paint from life directly. He took several classes and studied for three years with the well known painter, Joseph Paquet. He continued to study plein air, which had become very popular in the

2000s, particularly on the west coast. There was a huge sense of community within the medium, and Scott began to show in galleries across the country and in Minnesota. He was deeply dedicated to learning and challenging himself. Ultimately, he became engulfed in the world of plein air.

Despite often poor weather conditions and bugs, painting outdoors for Scott is his conduit to changing light and color. A simple tree may look completely different in the morning light than dusk, and it is the confluence of abstract elements such as line, color, shapes and values that he sets out to capture. Scott often prefers to paint where he lives; like a successful author who writes what he knows, “I like describing my neighborhood, it’s where I live. There’s interesting, beautiful, evocative things going on everywhere. I find contemporary landscape painters jump through hoops to find bucolic, beautiful scenes. But I think there’s beauty to be seen close by. This is where we work, where we shop, where we live. I set out to explore it.”

Painting en plein air is a responsive experience, rather than one of observation. Because ‘thinking’ about a subject can often result in the production of stereotypes, Scott opts to portray a sense of place, light, atmosphere and scenery in his imagery, rather than thoughts. Working en plein air also brings a sense of immediacy to Scott’s work – there is no luxury of time. “It forces you to make quick decisions – it’s like driving 90 miles an hour – there’s a certain intensity and focus. I don’t like to bring my work back to the studio and



Red, Yellow, Blue
From the body of work around the reconstruction of the I-35w Bridge

noodle with it, because then I’m making decisions from my head, and not from direct observations.”

When asked how he sees his art changing in the future, Scott replied “I’d like to start painting more people, explore more subjects. Really, I’m trying to let my future be organic.”


Scott teaches plein air painting and general oil/acrylic painting classes at the MCFTA.



Snowfolk 11; The Entertainer




Lighthouse Beach; Evanston, Illinois




Waterslide

Winter 2024 Class Schedule

AFFILIATED ARTS	PAGE	ARTIST-INSTRUCTOR	WINTER	TIME	MON	TUE	WED	THU	FRI	SAT
Exploring the Creative Subconscious: Sound & Color	6	Pellegrene, Wertenberger & Friberg	C13024	7:00 PM - 8:30 PM		●				
Exploring the Creative Subconscious: Sound & Beauty	6	Pellegrene, Wertenberger & Friberg	C13124	7:00 PM - 8:30 PM		●				
Exploring Minneapolis Art	6	Neuse	C43824	1:00 PM - 4:00 PM			●			
CERAMICS	PAGE	ARTIST-INSTRUCTOR	WINTER TIME		MON	TUE	WED	THU	FRI	SAT
Introductory to Advanced Studio Lab	6	Allgood	C90324	9:30 AM - 12:30 PM	●					
Introductory to Advanced Studio Lab	6	Allgood	C91224	1:00 PM - 4:00 PM	●					
Pottery in the Making	6	Persell	C90524	9:30 AM - 12:30 PM		●				
Ceramic Sculpture: Techniques for Handbuilding	6	Chinn	C95724	9:30 AM - 12:30 PM		●				
Beginning/Intermediate Pottery [CORE CLASS]	6	Persell	C90024	6:00 PM - 9:00 PM		●				
Ceramic Sculpture (AM)	6	Catt	C94424	9:30 AM - 12:30 PM			●			
Ceramic Sculpture (PM)	6	Catt	C94124	1:00 PM - 4:00 PM			●			
Throwing Foundations	6	Mattson	C93924	1:30 PM - 4:30 PM			●			
Exploring Clay	7	Persell	C90624	9:30 AM - 12:30 PM				●		
Made of Clay	7	Miller	C97624	6:00 PM - 9:00 PM				●		
Beginning/Intermediate Ceramics [CORE CLASS]	7	Benn	C92224	9:30 AM - 12:30 PM					●	
Stoneware and Porcelain	7	Allgood	C91824	9:30 AM - 12:30 PM						●
DRAWING	PAGE	ARTIST-INSTRUCTOR	WINTER	TIME	MON	TUE	WED	THU	FRI	SAT
Drawing Basics	7	Lauber-Westover	C42224	9:00 AM - 12:00 PM	●					
Intermediate Drawing Studio	7	Lauber-Westover	C40524	1:00 PM - 4:00 PM	●					
Approaches to Drawing the Figure	7	Lidfors	C46824	6:00 PM - 9:00 PM		●				
Figure/Life Drawing	7	Schweiger	C45524	1:30 PM - 4:00 PM				●		
FIBER ARTS	PAGE	ARTIST-INSTRUCTOR	WINTER	TIME	MON	TUE	WED	THU	FRI	SAT
Advanced Beginner Weaving	7	Bestler	C75124	9:30 AM - 12:30 PM	●					
Intermediate Weaving	7	Bestler	C70024	9:30 AM - 12:30 PM		●				
Wednesday Weaving	7	Bestler	C70424	9:30 AM - 12:30 PM			●			
Folk Art Rug Hooking	8	Lausen	C71224	1:00 PM - 4:00 PM			●			
Beginning Weaving	8	Bestler	C78124	9:30 AM - 12:30 PM				●		
JEWELRY	PAGE	ARTIST-INSTRUCTOR	WINTER	TIME	MON	TUE	WED	THU	FRI	SAT
Beginning Silversmithing and Jewelry Design	8	Saathoff	C83224	12:30 AM - 3:30 PM			●			
Beginning Silversmithing and Jewelry Design	8	Saathoff	C83424	12:30 AM - 3:30 PM	●					
Intermediate Jewelry Design	8	Saathoff	C85724	9:00 AM - 12:00 PM			●			
Metalsmithing: Ladles, Spoons, and Skewers	8	Saathoff	C85824	9:00APM - 12:00 PM	●					
Creating Copper and Bronze Jewelry in Metal Clay	8	Bober	C86224	6:00 PM - 9:00 PM				●		
Torch-Fired Silver Clay Jewelry	8	Bober	C86624	6:00 PM - 9:00 PM				●		
PAINTING	PAGE	ARTIST-INSTRUCTOR	WINTER	TIME	MON	TUE	WED	THU	FRI	SAT
 Abstract Painting	8	Neuse	C49724	9:00 AM - 12:00 PM	●					
 Intermediate/Advanced Painting Studio	8	Odland	C41424	9:30 AM - 12:30 PM		●				
Pastel Landscape [CORE CLASS]	8	Weeks	C47524	9:30 AM - 12:30 PM		●				
 Beginning/Intermediate Painting Studio [CORE CLASS]	9	Odland	C41524	1:00 PM - 4:00 PM		●				
 Botanical Art: Farmers Market Finds	9	Creger	C44324	1:00 PM - 4:00 PM		●				
Portraiture: Painting in the Classical Tradition	9	Weisensel	C47024	6:00 PM - 9:00 PM		●				
Painting Abstract Landscapes	9	Neuse	C49824	6:00 PM - 9:00 PM		●				
Learn to Paint from the Masters	9	Kluever	C48024	6:00 PM - 9:00 PM		●				
 Watercolor I & II: Working from Photos	9	Hutchinson	C42524	9:30 AM - 11:30 AM			●			
Approaches to Painting the Figure	9	Lidfors	C40324	1:00 PM - 4:00 PM			●			
 Watercolor Foundations [CORE CLASS]	9	Weeks	C42024	9:30 AM - 12:30 PM				●		
Beginning Oil Painting	9	Anderson	C45924	1:00 PM - 4:00 PM				●		
Advancing with Oils and Acrylics	9	Anderson	C44524	6:00 PM - 9:00 PM				●		
Renaissance and Flemish Oil Painting	9	Petrov	C41324	9:00 AM - 12:00 PM					●	
Animal Portraits: Painting from the Heart	10	Harden	C46424	9:30 AM - 12:30 PM						●
PHOTOGRAPHY	PAGE	ARTIST-INSTRUCTOR	WINTER	TIME	MON	TUE	WED	THU	FRI	SAT
Making Photographs	10	Lamoreux	C61024	9:30 AM - 12:30 PM			●			
SCULPTURE	PAGE	ARTIST-INSTRUCTOR	WINTER	TIME	MON	TUE	WED	THU	FRI	SAT
Stone Carving Beginning/Intermediate	10	Picos	C82924	12:30 PM - 3:30 PM				●		
WORKSHOPS FOR ADULTS	PAGE	ARTIST-INSTRUCTOR	WINTER	TIME	MON	TUE	WED	THU	FRI	SAT
Color Workshop for Painters	10	Neuse	C439W24	9:00 AM - 12:00 PM					1/5	1/6
Landscape Painting Two-Day Workshop	10	Combs	C481W24	9:30 AM - 3:30 PM					1/12	1/13
Creating Collages with an Artistic Voice	10	Neuse	C437W24	9:00 AM - 12:00 PM					1/19	1/20
Pen and Ink and Color	11	Dingler	C401W24	9:30 AM - 3:30 PM				1/25		
Fundamentals of Drawing	11	Beck	C451W24	9:00 AM - 4:00 PM				1/25		
Cozy Hooked Mug Mat	11	Lausen	C735W24	9:30 AM - 3:30 PM						1/27
Saori Weaving Workshop	12	O'Brien	C727W24	10:00 AM - 1:00 PM						1/27
Introduction to Spoon Carving	11	Vevang	C308W24	10:00 AM - 1:00 PM						2/3
Exploring Underglazes	11	Speer	C921W24	1:00 PM - 4:00 PM					2/9	
Awakening Creativity	6	Humiston	C41124	9:30 AM -12:30 PM						2/10,
Sculpting with "Paper Clay"	11	Pearson	C809W24	9:30 AM - 3:30 PM						2/10, 2/17
How to Draw Faces	11	Beck	C454W24	9:00 AM - 4:00 PM						2/10
Exploring Gouache	11	Dingler	C400W24	9:30 AM - 3:30 PM				2/15		
Drawn to Color: Drawing with Colored Pencils	11	Lauber-Westover	C472W24	9:00 AM - 12:00 PM					2/16, 2/23	
Winter Light - the Landscape in Winter	11	Combs	C494W24	9:30 AM - 3:30 PM						2/17
Flower Power: Photographing Flowers	11	Lamoreux	C612W24	9:00 AM - 1:00 PM						2/17
Glass Mosaics	11	Vogl	C969W24	9:00 AM - 12:30 PM						2/17, 24
Portrait Drawing Deconstructed	12	Weisensel	C476W24	9:30 AM - 3:30 PM						2/17
Encaustic Painting: Working with Wax	12	Reeb	C438W24	9:30 AM - 3:30 PM					2/23	
Glazing Workshop: Working with Wax	12	Allgood	C922W24	1:00 PM - 4:00 PM					2/23	
MULTIGENERATIONAL	PAGE	ARTIST-INSTRUCTOR	WINTER	TIME	MON	TUE	WED	THU	FRI	SAT
Super Bowls!	12	Speer	C068W24	10:00 AM -12:00 PM						1/13
Clay Snowmen	12	Faculty	C067W24	10:00 AM -12:00 PM						1/20
Valentine Party with Origami	12	Sheridan	C040W24	1:00 PM - 3:00 PM						2/10
Amazing Mugs	12	Faculty	C006W24	10:00 AM - 1:200 PM						2/17
CHILDREN AND TEENS	PAGE	ARTIST-INSTRUCTOR	WINTER	TIME	MON	TUE	WED	THU	FRI	SAT
Creature Comfort Pillows	13	Katz-James	C016W24	10:30 AM -12:30 PM						1/6
Fiber Arts: Sew What? Applique!	13	Katz-James	C187W24	1:00 PM -3:00 PM						1/27, 2/3
Portraits of Famous People	13	Guha	C219W24	9:30 AM -12:00 PM	2/19					
Famous Artists	13	Guha	C229W24	12:30 PM -3:00 PM	2/19					
Youth Drawing Studio	13	Stahl	C17324	9:30 AM -11:00 AM						●
Tween Drawing Studio	13	Stahl	C17724	11:30 AM -1:00 PM						●

See page 14 for Artist-Instructor bios

 Watch for this symbol throughout this catalog for watercolor options!

AFFILIATED ARTS

EXPLORING THE CREATIVE SUBCONSCIOUS: **NEW!** SOUND & COLOR

Jaime Pellegrine, Kristen Wertenberger, & Rachel Friberg
Skill level: ALL

Discover the power of sounds and meditation as you intentionally connect with your creative subconscious mind. Lie comfortably on a yoga mat or sit in a chair as you are guided through a meditation to assist you in connecting with your source of creative inspiration. Healing music will be played (singing bowls, handpan, guitar, etc) to facilitate your journey. Bring a yoga mat, bolsters, blanket, pillow, etc (to be comfortable lying on your mat for 7590 minutes; we will have extra mats and chairs available for those who may need them). No experience with meditation is necessary! Take this opportunity to explore and expand your creative potential and expression.

Enrollment limited to 20; ages 16 and up

C130W24 Tuesday, January 30
(1 session) 7 - 8:30 p.m.
\$173 Members / \$192 Non-members

EXPLORING THE CREATIVE SUBCONSCIOUS: **NEW!** SOUND & BEAUTY

Jaime Pellegrine, Kristen Wertenberger, & Rachel Friberg
Skill level: ALL

Discover the power of sounds and meditation as you intentionally connect with your creative subconscious mind. Lie comfortably on a yoga mat or sit in a chair as you are guided through a meditation to assist you in connecting with your source of creative inspiration. Healing music will be played (singing bowls, handpan, guitar, etc) to facilitate your journey. Bring a yoga mat, bolsters, blanket, pillow, etc (to be comfortable lying on your mat for 7590 minutes; we will have extra mats and chairs available for those who may need them). No experience with meditation is necessary! Take this opportunity to explore and expand your creative potential and expression.

Enrollment limited to 20; ages 16 and up

C131W24 Tuesday, February 20
(1 session) 7 - 8:30 p.m.
\$173 Members / \$192 Non-members


EXPLORING MINNEAPOLIS ART

Jon Neuse / Skill level: ALL

Get more comfortable and confident looking at, analyzing, and talking about art! The first week, meet at the Art Center to learn and practice Visual Thinking Strategies (VTS), developing your vocabulary for discussing artworks, then visit four Metro area museums as a group and put your new skills to use! (This class involves traveling to and parking at four museums. Locations may change due to unforeseen issues.) Museums include the Minneapolis Institute of Art, the Walker Art Center, the Museum of Russian Art, and the Weisman Art Museum. Each student receives a 20page handout to facilitate learning the VTS process. **Materials:** bring paper and pen to each session.

Enrollment limited to 15; ages 16 and up


C43824 Wednesdays, January 3 - 31
(5 sessions) 1 - 4 p.m.
\$173 Members / \$192 Non-members



Courtesy of the
Minneapolis Institute of Art



Courtesy of the Walker



Courtesy of the
Weisman Art Museum

field trip

SEE THE WORKSHOPS SECTION FOR ADDITIONAL CERAMICS CLASSES:

- EXPLORING UNDERGLAZES PAGE 11
- GLAZING WORKSHOP: WORKING WITH WAX PAGE 12

CERAMICS

INTRODUCTORY TO ADVANCED STUDIO LAB

Clarice Allgood
Skill level: ALL

This course, open to all skill levels, covers basic throwing and handbuilding techniques for beginners to more advanced assemblage, subtraction and alteration on and off the wheel. Instruction on glazing, wax and other surface treatments for finishing work will be available. Individualized instruction, demonstrations and discussions will reflect the specific interests of students. Students may choose to work with suggested projects or may prefer to develop their ideas individually. Bring a towel and a small (gallon or less) bucket for water. Tools and clay can be purchased in MCFTA's retail shop.

Enrollment limited to 15; ages 16 and up

C90324 Mondays, January 8 - February 19
(7 sessions) 9:30 a.m. - 12:30 p.m.
\$290 Members / \$322 Non-members

C91224 Mondays, January 8 - February 19
(7 sessions) 1 - 4 p.m.
\$290 Members / \$322 Non-members

POTTERY IN THE MAKING

Lee Persell
Skill level: ALL

Expand your skills on the potter's wheel and/or handbuilding through demonstrations, discussions, critiques and an exploration into the art of glazing. High-fire, raku, and soda firing will be explored. Bring a towel and a small (gallon or less) bucket for water. Tools and clay can be purchased in MCFTA's retail shop.

Enrollment limited to 15; ages 15 and up

C90524 Tuesdays, January 2 - February 20
(8 sessions) 9:30 a.m. - 12:30 p.m.
\$330 Members / \$367 Non-members

CERAMIC SCULPTURE: TECHNIQUES FOR HANDBUILDING

Alex Chinn
Skill level: ALL

Handbuilding offers many possibilities for creating forms in clay – if you do it right! Learn the techniques for making structurally sound sculptural pieces using slab construction, coils, and other techniques to create sculpture in clay. Demonstrations will include technical info for handbuilding, ideas for enhancing your sculptures with texture or color, and ideas for finishing and displaying your projects, whether representative or abstract. Tools and clay can be purchased in MCFTA's retail shop. See materials list on the website.

Enrollment limited to 15; ages 16 and up

C95724 Tuesdays, January 9 - February 20
(7 sessions) 9:30 a.m. - 12:30 p.m.
\$290 Members / \$322 Non-members

[CORE CLASS] BEGINNING/INTERMEDIATE POTTERY

Lee Persell
Skill level: ALL

Beginners receive an introduction to basic throwing techniques and forms, while intermediate students expand their technical abilities and their understanding of ceramic form through demos, discussions and critiques. High-fire, raku and soda firing will be explored. Bring a towel and a small (gallon or less) bucket for water. Tools and clay can be purchased in MCFTA's retail shop.

Enrollment limited to 15; ages 15 and up

C90024 Tuesdays, January 2 - February 20
(8 sessions) 6 - 9 p.m.
\$330 Members / \$367 Non-members

CERAMIC SCULPTURE

Krissy Catt
Skill level: AB, I, AD

In this off-the-wheel class, students create a wide variety of projects ranging from figurative work (animals and human) to realistic or abstract forms, to clay totems, and more. You will learn proper interior structure for a sculpture made of clay and have fun with surface design and textures. It's important that you come to the first class with an idea, sketch or image of the project you intend to create, so our studio time can be used to complete it. Bring a towel and a small (gallon or less) bucket for water. Tools and clay can be purchased in MCFTA's retail shop.

Enrollment limited to 12; ages 16 and up

C94424 Wednesdays, January 3 - February 21
(8 sessions) 9:30 a.m. - 12:30 p.m.
\$330 Members / \$367 Non-members

C94124 Wednesdays, January 3 - February 21
(8 sessions) 1 - 4 p.m.
\$330 Members / \$367 Non-members

[CORE CLASS] THROWING FOUNDATIONS

Ivy Mattson
Skill level: B, AB

Whether you're an absolute beginner or have had a little throwing experience, this class will get you started on your way with clay. We'll focus on the basics of throwing on the wheel as well as doing some handbuilding projects in a relaxed, encouraging environment. Glazing demonstrations will complete the process – your work will be high-fired to use and enjoy! Bring a towel and a small (gallon or less) bucket for water. Tools and clay can be purchased in MCFTA's retail shop.

Enrollment limited to 15; ages 16 and up

C93924 Wednesdays, January 10 - February 21
(7 sessions) 1:30 - 4:30 p.m.
\$290 Members / \$322 Non-members

EXPLORING CLAY

Lee Persell
Skill level: ALL

This class is for beginners and advanced potters alike. Beginners will be introduced to the potter’s wheel as well as handbuilding. Experienced students will work with the instructor to develop their own projects. High-fire, raku and soda firing will be explored. Bring a towel and a small (gallon or less) bucket for water. Tools and clay can be purchased in MCFTA’s retail shop.

Enrollment limited to 15; ages 15 and up

C90624 Thursdays, January 4 - February 22
 (8 sessions) 9:30 a.m. - 12:30 p.m.
 \$330 Members / \$367 Non-members

MADE OF CLAY

Ernest Miller
Skill level: ALL

Clay can be everyday functional or a material to illustrate sculptural ideas. In this class Ernest shares his approach to wheel throwing functional dinnerware as well as the thrown and altered vessel including cups, teapots, bowls, handles, and vases. He will perform demonstrations for the beginner potter while encouraging independent idea exploration for the more experienced. Students have the option to finish their work in a high fire reduction kiln or soda kiln. Bring a towel and a small (gallon or less) bucket for water. Tools and clay can be purchased in MCFTA’s retail shop.

Enrollment limited to 15; ages 14 and up

C97624 Thursdays, January 4 - February 22
 (8 sessions) 6 - 9 p.m.
 \$330 Members / \$367 Non-members

[CORE CLASS]
BEGINNING/INTERMEDIATE CERAMICS

Bradley Benn
Skill level: B, AB, I

Learn to throw, develop your throwing skills as a potter, and learn handbuilding techniques in this class, open to beginning and intermediate students. A variety of projects and new ideas will be presented, with time available for individualized instruction. Bring a towel and a small (gallon or less) bucket for water. Clay and tools may be purchased in MCFTA’s retail shop.

Enrollment limited to 15; ages 16 and up

C92224 Fridays, January 5 - February 23
 (8 sessions) 9:30 a.m. - 12:30 p.m.
 \$330 Members / \$367 Non-members

STONEWARE AND PORCELAIN

Clarice Allgood
Skill level: ALL

Beginners learn the basics of working with stoneware or porcelain on the potter’s wheel while intermediate and advanced students expand their skills. Handbuilding projects will be presented. Class includes demos, critiques and an opportunity to try soda and raku-firing techniques. Bring a towel and a small (gallon or less) bucket for water. Tools and clay can be purchased in MCFTA’s retail shop.

Enrollment limited to 15; ages 16 and up

C91824 Saturdays, January 6 - February 24
 (8 sessions) 9:30 a.m. - 12:30 p.m.
 \$330 Members / \$367 Nonmembers

INTERMEDIATE DRAWING STUDIO

Bonnie Lauber-Westover
Skill level: AB, I, AD

Continue fine-tuning technical and observational skills – adding depth, emotion, and movement to create stronger drawings with personal perspective. You will explore different media, a variety of approaches, and color techniques to enhance your own artistic vision. A materials list is on the website.

Enrollment limited to 12; ages 16 and up

C40524 Mondays, January 8 - February 19
 (6 sessions) 1 - 4 p.m.
 No class on February 5
 \$207 Members / \$230 Non-members

DRAWING

APPROACHES TO DRAWING THE FIGURE

Barbara Lidfors
Skill level: ALL

Drawing the human figure is a multifaceted and exciting venture for artists of all levels. In this class we will study the proportional method of drawing the human figure. From the Greeks to the Renaissance to the present, artists have found that the understanding of anatomical proportions can lead to more accurate and convincing figurative drawings, especially when combined with sensitive observation. Beginners will begin by mastering the proportions of the head and the standing body. Intermediate students will work towards using compositional strategies to create scenes with multiple figures. See suggested materials list on the website.

Enrollment limited to 15; ages 16 and up

C46824 Tuesdays, January 2 - February 20
 (8 sessions) 6 - 9 p.m.
 \$275 Members / \$306 Non-members

FIGURE/LIFE DRAWING

Kenneth Schweiger
Skill level: ALL

Learn to draw the nude human figure from observation in this multi-level class that is transferable to other mediums. Beginners will learn how to draw the human structure, gestures, and how to use line weight and shading to develop form. Intermediate students will be shown ways to advance their skills based on their individual needs and interests. There will be fast gesture drawings, short studies and prolonged poses along with lots of demos and exercises. Bring hard compressed charcoal, a pad of 18” x 24” newsprint paper, and a kneaded eraser to the first class. Model fee extra, based on number of students (\$90 or less for the 5 week session).

Enrollment limited to 12; ages 18 and up

C45524 Thursdays, January 4 - February 22
 (8 sessions) 1:30 - 4 p.m.
 \$230 Members / \$255 Non-members

SEE THE WORKSHOPS SECTION FOR ADDITIONAL DRAWING CLASSES:

- PEN AND INK AND COLOR PAGE 10
- FUNDAMENTALS OF DRAWING PAGE 10
- HOW TO DRAW FACES PAGE 11
- DRAWN TO COLOR: DRAWING WITH COLORED PENCILS PAGE 11
- PORTRAIT DRAWING DECONSTRUCTED PAGE 12

FIBER ARTS

ADVANCED BEGINNER WEAVING

Traudi Bestler
Skill level: ALL

This class continues the exploration of hand-weaving using Art Center looms. Individual skills will be expanded and different techniques will be introduced depending on class interests. A great class for advanced beginners and those wanting to refresh their weaving skills.

Enrollment limited to 8; ages 16 and up

C75124 Mondays, January 8 - February 19
 (7 sessions) 9:30 a.m. - 12:30 p.m.
 \$241 Members / \$268 Non-members

INTERMEDIATE WEAVING

Traudi Bestler
Skill level: I

In this class, students continue their exploration of weave structures. The projects and lessons are more challenging and will lead the weaver further down the path of learning. You will become more confident in setting up your loom and making the ideas in your imagination become real. You’ll receive help with your projects and experience weaving on a variety of looms.

Enrollment limited to 10; ages 16 and up

C70024 Tuesdays, January 9 - February 20
 (7 sessions) 9:30 a.m. - 12:30 p.m.
 \$241 Members / \$268 Non-members

WEDNESDAY WEAVING

Traudi Bestler
Skill level: AD

For people who can warp looms and read drafts independently. This class studies more complex weave structures and often spends one portion studying a new weave structure, followed by individual exploration into a project of choice. Designing using a computer program is also covered.

Enrollment limited to 8; ages 16 and up

C70424 Wednesdays, January 3 - February 21
 (8 sessions) 9:30 a.m. - 12:30 p.m.
 \$275 Members / \$306 Non-members



Woven by Traudi Bestler

FIBER ARTS

FOLK ART RUG HOOKING

Laurie Lausen
Skill level: ALL

Create whimsical rugs using fabric strips and a simple hook. Discover a great way to recycle old fabrics. This is not latch-hook. New students will start by designing a simple mug mat to learn the techniques and then move on to a larger project. Mug mat materials which include wool strips, linen backing, finishing supplies, a rug hook for you to keep and a class notebook can be purchased at the first class for \$35 plus tax. Experienced students will work on a project in progress or start designing a new one. Lesson plans include the history of rug hooking, design and transfer methods, color planning, fabric preparation, finishing techniques and so much more.

Enrollment limited to 12; ages 16 and up

C71224 Wednesdays, January 3 - February 21
(8 sessions) 1 - 4 p.m.
\$275 Members / \$306 Non-members

BEGINNING WEAVING

Traudi Bestler
Skill level: B, AB

This class introduces the pleasures of hand-weaving. Using Art Center table looms, you will learn all about setting up and weaving a small project. New weavers may make scarves, table linens, bags or other interesting objects. A variety of twill patterns will be explored. Both beginners and those wanting to refresh their weaving skills are welcome in this group. An additional \$14 materials fee plus tax will be collected from first-time students.

Enrollment limited to 7; ages 16 and up

C78124 Thursdays, January 4 - February 22
(8 sessions) 9:30 a.m. - 12:30 p.m.
\$275 Members / \$306 Non-members

SEE THE WORKSHOPS
SECTION FOR
ADDITIONAL FIBER
CLASSES:

■ COZY HOOKED MUG
MAT PAGE 10

■ SAORI WEAVING
WORKSHOP PAGE 12

JEWELRY

BEGINNING SILVERSMITHING
AND JEWELRY DESIGN

Danny Saathoff
Skill level: B, AB

Learn to work with silver and other metals to create fine jewelry. You'll explore metal fabrications, soldering, stone setting, cold connections, and many more techniques. You will be guided through basic techniques and can expect to complete at least one project by the end of the course. We will also discuss the essential equipment to continue work outside of the classroom. Bring a sketchbook. Price includes \$55 materials fee. Most materials provided.

Enrollment limited to 12; ages 16 and up

C83224 Wednesdays, January 3 - February 21
(8 sessions) 12:30 - 3:30 p.m.
\$365 Members / \$402 Non-members

C83424 Mondays, January 8 - February 19
(7 sessions), 12:30 - 3:30 p.m.
\$345 Members / \$377 Non-members

INTERMEDIATE JEWELRY
DESIGN

Danny Saathoff
Skill level: I, AD

Expand on the skills learned in "Beginning Silversmithing and Jewelry Design" through further exploration of familiar skills and the introduction of more advanced techniques including additional stone settings, mixed media and found objects as wearable art. This class will be loosely structured to allow more time to create new pieces, practice and hone your techniques. **Prerequisite:** MCFTA beginning silver jewelry class or instructor permission. Price includes \$35 materials fee. Some materials provided. Project materials purchased by the student. A materials list is on the website.

Enrollment limited to 14; ages 16 and up

C85724 Wednesdays, January 3 - February 21
(8 sessions) 9 a.m. - Noon
\$365 Members / \$402 Non-members

METALSMITHING: LADLES,
SPOONS, AND SKEWERS

Danny Saathoff
Skill level: ALL

Make beautiful, functional kitchen tools and objects mostly of metal. Through demonstrations and hands-on practice, you will learn how to raise sheet metal to make hollow forms, saw, texture, file, finish and polish metal, as well as how to fabricate and rivet wood or stone for handles. Soldering will be included in the construction, however the majority will be completed using cold connections. Skills learned can also be applied to jewelry making. Price includes \$30 materials fee.

Enrollment limited to 14; ages 16 and up

C85824 Mondays, January 8 - February 19
(7 sessions), 9 a.m. - 12 p.m.
\$320 members / \$352 Non-members

CREATING COPPER AND
BRONZE JEWELRY IN METAL
CLAY

Sarah Bober
Skill level: ALL

Learn to make jewelry using metal clay, a flexible medium that can be rolled, stamped, cut, and manipulated like traditional clay. Finished pieces are kiln fired to become pure metal. In this class students will try several base metal clays including copper and multiple shades of bronze. Base metal clays employ the same techniques as silver metal clay but offer a much less expensive alternative. Students will learn multiple techniques to create a variety of pieces of their own design. \$50 materials fee (included in price) includes metal clay for all class sessions, gemstones, and patinas.

Enrollment limited to 12; ages 16 and up

C86224 Thursdays, January 18 - February 8
(4 sessions) 6 - 9 p.m.
\$216 Members / \$234 Non-members

TORCH FIRED SILVER CLAY
JEWELRY

Sarah Bober
Skill level: ALL

Learn how to make silver jewelry without saws or power tools by using precious metal clay. This flexible medium can be rolled, stamped, cut, and manipulated like traditional clay. Finished pieces are kiln or torchfired to become 99.9% pure silver. Each week, students will learn and apply new techniques for working with metal clay and create a variety of unique jewelry designs. All tools provided. Price includes \$50 materials fee, which includes silver clay for the first class. Additional clay may be purchased during class for the subsequent weeks.

Enrollment limited to 12; ages 16 and up

C86024 Tuesdays, January 30 - February 20
(4 sessions) 6 - 9 p.m.
\$216 Members / \$234 Non-members



Holloware by Danny Saathoff

PAINTING

W ABSTRACT PAINTING

Jon Neuse
Skill level: ALL

This course is an exploration of abstract painting in acrylic, oil, or watercolor paints, or oil or soft pastels. The class focuses on the formal principles of art that are vital to balanced compositions. You will expand your knowledge and use of those principles as you develop your personal style. Students work at their own pace on a series of abstract paintings with friendly critiques and individual guidance. New students, please use the materials list on our website.

Enrollment limited to 15; ages 16 and up

C49724 Mondays, January 8 - 29
(4 sessions) 9 a.m. - Noon
\$138 Members / \$153 Non-members

W INTERMEDIATE/ADVANCED
PAINTING STUDIO

Dorothy Odland
Skill level: I, AD

Understand more about the process of making art and developing personal style using oil, acrylic or watercolor. Work at your own pace with individual instruction in this open studio format class. Bring paints, brushes and painting surface to the first class.

Enrollment limited to 15; ages 16 and up

C41424 Tuesdays, January 2 - February 20
(8 sessions) 9:30 a.m. - 12:30 p.m.
\$275 Members / \$306 Non-members

[CORE CLASS]
PASTEL LANDSCAPE

Arthur Weeks
Skill level: AB, I, AD

The focus of this class is to understand pastels and help you find, trust and enrich your own artistic voice through this wonderful medium. Study the techniques of master artists to learn how value, composition, style and color turn into great works of art. Discover the luminosity of this pure pigment and capture the spirit of pastels. Learn how quickly you can lay down a sketch – a major benefit of the pastel medium! A materials list is on our website.

Enrollment limited to 12; ages 16 and up

C47524 Tuesdays, January 2 - February 20
(8 sessions) 9:30 a.m. - 12:30 p.m.
\$275 Members / \$306 Non-members



Pastel by Arthur Weeks

[CORE CLASS]
W BEGINNING/ INTERMEDIATE PAINTING STUDIO
Dorothy Odland
Skill level: B, AB, I

Learn the basics or brush up on rusty skills. Work in oil, acrylic or watercolor to explore color and personal style. Work at your own pace with individual instruction in this open studio format class. Bring paints, brushes and painting surface to the first class.

Enrollment limited to 15; ages 16 and up
C41524 Tuesdays, January 2 - February 20
(8 sessions) 1 - 4 p.m.
\$275 Members / \$306 Non-members

W BOTANICAL ART: FARMERS MARKET FINDS
Kathy Creger
Skill level: ALL

Learn to create accurate and artistic representations of plants, seeds, twigs, and vines using the abundance of the landscape and the farmers market as your source for inspiration and subject matter. We'll practice the careful observation and rendering of the lines, values, and textures of your subject to bring your painting to life! Bring your drawing and/ or watercolor painting materials and hot-pressed paper to work on.

Enrollment limited to 15; ages 16 and up
C44324 Tuesdays, January 16 - February 20
(6 sessions) 1 - 4 p.m.
\$207 Members / \$230 Non-members

PORTRAITURE: PAINTING IN THE CLASSICAL TRADITION
Sophia Weisensel
Skill level: AB, I, AD

Add faces and portraits to your repertoire of imagery! Learn to see and interpret the forms that comprise the human face, and put this to work in your paintings. We'll start by drawing, to build confidence in capturing a likeness, and move on to acrylic and oil painting. Throughout the class we'll cover composition, anatomy, traditional techniques for color mixing and glazing, as well as creating psychological interest in our work. Bring your oil or acrylic painting materials, and whatever reference photos you'd like to work from the instructor will provide some images too. See suggested materials list on the website.

Enrollment limited to 12; ages 16 and up
C47024 Tuesdays, January 2 - February 20
(8 sessions) 6 - 9 p.m.
\$275 Members / \$306 Non-members

The other side of the easel:

Interested in modeling for a figure drawing (nude) or portrait drawing (clothed) class? Contact bbowman@minnetonkaarts.org for details.

PAINTING ABSTRACT LANDSCAPES
Jon Neuse
Skill level: ALL

Learn how to use the beauty of landscape as inspiration for your own original abstract compositions. We'll start by making sketches and small studies off-site, and then use our studies to develop paintings back in the MCFTA studio. Develop your personal artistic style as you expand your knowledge and use of the artistic principles vital to creating successful compositions. Work at your own pace with individual instruction and group discussions to share your results as you learn. See suggested materials list on the website.

Enrollment limited to 15; ages 16 and up
C49824 Tuesdays, January 2 - 30
(5 sessions) 6 - 9 p.m.
\$173 Members / \$192 Non-members

LEARN TO PAINT FROM THE MASTERS
Kevin Kluever
Skill level: AB, I, AD

Improve your paintings by learning techniques from the masters! Learn how to enlarge a small sketch into a full-size painting, how to match the palette and mood of the painting you've chosen to recreate, and how to make acrylics suggest the depth and richness of oils through wet-on-wet and dry-brushing techniques. Instructor will provide images to work from, drawn from the MIA's collection, so you'll be able to visit the original as you work on yours (artists include Grant Wood, Vincent van Gogh, Maurice de Vlaminck, Julius Holm, Claude Monet, and Georgia O'Keeffe). Bring your acrylic painting materials and surfaces, or check the website for suggested materials.

Enrollment limited to 14; ages 16 and up
C48024 Tuesdays, February 6 - 20
(3 sessions) 6 - 9 p.m.
\$104 Members / \$115 Non-members



Scouting by Barbara Lidfors

W WATERCOLOR I & II: WORKING FROM PHOTOS
Sonja Hutchinson
Skill level: AB, I

This class is for watercolor artists who are ready to work on their own subject matter using photographic reference materials. You will work to capture the essence of your subject by clarifying your point of view, working out your compositional design, simplifying elements and planning your lighting. Students will receive individual support and work at their own pace while applying core watercolor skills to create their own body of work. Bring regular watercolor supplies, or use Sonja's general materials list on our website. This class will be taught via Zoom but meets in the studio at the Art Center.

Enrollment limited to 15; ages 16 and Up
C42524 Wednesdays, January 17 - February 21
(6 sessions) 9:30 - 11:30 a.m.
\$138 Members / \$153 Non-members

APPROACHES TO PAINTING THE FIGURE
Barbara Lidfors
Skill level: AB, I, AD

Highlighted in portraits or populating larger compositions, depictions of the human figure capture our attention like few other subjects. Learn how developing your skills at rendering figures can improve your paintings and open new possibilities for your work. We'll explore ways to render isolated figures as well as figures in various contexts, learning about technical considerations, psychological interest, and style as we progress. Bring your oil or acrylic paints, brushes, and painting surfaces, along with personal reference photos or drawing ideas as points of departure for your artwork.

Enrollment limited to 15; ages 16 and Up
C40324 Wednesdays, January 3 - February 21
(8 sessions) 1 - 4 p.m.
\$275 Members / \$306 Non-members

[CORE CLASS]
W WATERCOLOR FOUNDATIONS
Arthur Weeks
Skill level: B, AB

Just starting out with watercolor and want some help finding your way? Curious about the possibilities? Through demonstrations, exercises, and artistic experiments designed to introduce you to this delightful medium, learn fundamental watercolor techniques such as brush handling, color mixing, glazing, wet-into-wet, wet-into-dry, and tonal value studies. Emphasis will be on making discoveries, learning techniques and developing confidence. A materials list is on the website.

Enrollment limited to 14; ages 16 and up
C42024 Thursdays, January 4 - February 22
(8 sessions) 9:30 a.m. - 12:30 p.m.
\$275 Members / \$306 Non-members

BEGINNING OIL PAINTING
Scott Lloyd Anderson
Skill level: B

Oils have a workability unlike other painting mediums. They also feel connected to art history. Learn the basics of the medium: how they work, feel, and react to other colors and substrates; how they can be applied to a surface with brush, knife, or finger (with a glove on!). We won't be painting masterpieces (just yet), but we'll be playing a lot, mixing colors and developing a feeling for how paint comes off your brush, and how you make marks. See materials list on website.

Enrollment limited to 14; ages 16 and up
C45924 Thursdays, January 4 - February 22
(8 sessions) 1 - 4 p.m.
\$275 Members / \$306 Non-members

SEE THE WORKSHOPS SECTION FOR ADDITIONAL PAINTING CLASSES:

- **COLOR WORKSHOP FOR PAINTERS**
PAGE 10
- **LANDSCAPE PAINTING TWO-DAY WORKSHOP**
PAGE 10
- **CREATING COLLAGES WITH AN ARTISTIC VOICE**
PAGE 10
- **PEN AND INK AND COLOR**
PAGE 10
- **EXPLORING GOUACHE**
PAGE 11
- **WINTER LIGHT: THE LANDSCAPE IN WINTER**
PAGE 11
- **ENCAUSTIC PAINTING: WORKING WITH WAX**
PAGE 12

PAINTING

ADVANCING WITH OILS AND ACRYLICS

Scott Lloyd Anderson
Skill level: AB, I, AD

Continue your exploration of oil painting with new challenges designed to improve your ability to capture and interpret your subject. We'll build on basic techniques and develop new skills while painting a variety of subjects, working from a variety of source materials – including how to select and interpret photographic references. Bring your own painting supplies, or see the materials list on the website. Oils (or water solubles) preferred, but acrylic painters with some experience will find this class useful too.

Enrollment limited to 15; ages 16 and up

C44524 Thursdays, January 4 - February 22
 (8 sessions) 6 - 9 p.m.
 \$275 Members / \$306 Non-members

RENAISSANCE AND FLEMISH OIL PAINTING METHOD

Dan Petrov
Skill level: ALL

Learn a method of layering paint that Flemish and Renaissance masters used. Layer by layer you'll develop the form, distinctive values, gradation of edges and the development of half-tones and highlights. Great for both beginners and intermediate to advanced students who would like to learn this traditional process for creating artwork that has both depth and complexity. A materials list is on the website.

Enrollment limited to 10; ages 16 and up

C41324 Fridays, January 5 - February 23
 (8 sessions) 9 a.m. - Noon
 \$275 Members / \$306 Non-members

ANIMAL PORTRAITS: PAINTING FROM THE HEART

Maren Harden
Skill level: ALL

Turn your love for a special animal into an acrylic painting that speaks to the animal's spirit and the connection you share. This course will teach you how to paint with love and intention, creating a portrait with depth and character. We will cover techniques to create shape, light and texture, adding fine details, and capturing personality. Instruction will be given in acrylic, however oil may be used by those with prior experience. Bring a clear, well-lit photo of your subject. See the suggested materials list on the website.

Enrollment limited to 10; ages 16 and Up

C46424 Saturdays, January 20 - February 24
 (6 sessions) 9:30 a.m. - 12:30 p.m.
 \$207 Members / \$230 Non-members

PHOTOGRAPHY

MAKING PHOTOGRAPHS

Marilyn Lamoreux
Skill level: I, AD

This class will help serious amateur and professional photographers find more passion in their work by exploring the narrative, aesthetic and emotional aspects of image making, with an emphasis on simplicity and the use of natural light. Through practical demonstrations, individual portfolio reviews and studying the work of other photographers, we will refine our views on producing work and balancing the various aspects of a busy life.

Enrollment limited to 10; ages 16 and up

C61024 Wednesdays, January 3 - February 21
 (8 sessions) 9:30 a.m. - 12:30 p.m.
 \$275 Members / \$306 Non-members

SCULPTURE

STONE CARVING BEGINNING/ INTERMEDIATE

Frank Picos
Skill level: ALL

Discover the magic of stone carving. Starting with hand tools and simple methods, beginning students will be introduced to the carving process with a block of limestone. The instructor will assist you in the creative process, helping you release the image within your stone. Intermediate students will hone their understanding of the reductive process and sculptural design and be introduced to power and pneumatic tools. First-time students are provided with a limestone block and all necessary tools. Experienced students may want to discuss their project with the instructor before purchasing materials.

Enrollment limited to 10; ages 16 and up

C82924 Thursdays, January 4 - February 22
 (7 sessions) 12:30 - 3:30 p.m.
 No class on January 25
 \$301 Members / \$333 Non-members

SEE THE WORKSHOPS SECTION FOR ADDITIONAL SCULPTURE CLASSES:

- INTRODUCTION TO SPOON CARVING PAGE 11
- SCULPTING WITH "PAPER CLAY" PAGE 11

WORKSHOPS FOR ADULTS

COLOR WORKSHOP FOR PAINTERS

Jon Neuse
Skill level: ALL

Painters of all levels and mediums: make your acrylic, watercolor, or oil paintings more powerful and effective by gaining a better understanding of color in this six hour workshop. Explore the dynamics and use of color in two-dimensional art in this collaborative, hands-on workshop! Study color theory, using a color wheel, emotional and manipulative powers of color, how to mix paints, color recipes, how to make a color chart, and more. Class handout includes information on color theory, palette arrangement, color formulas and recipes. Materials list on website.

Enrollment limited to 12; ages 16 and up

C439W24 Friday, Saturday, January 5 - 6
 (2 sessions) 9 a.m. - Noon
 \$83 Members / \$92 Non-members

LANDSCAPE PAINTING TWO-DAY WORKSHOP

Michele Combs
Skill level: AB, I, AD

Treat yourself to two days of painting! Michele will address the importance of choosing an image, thumbnail sketches, simplifying composition, under-painting, paint application, focal point, and color. Individualized instruction to strengthen your artistry. Work on one painting in the morning and another in the afternoon to maintain a fresh eye! Bring lots of photos for composition options. See materials list on the website. Bring a lunch each day for the half-hour break.

Enrollment limited to 12; ages 16 and up

C481W24 Wednesday, Thursday, January 12 - 13
 (2 sessions) 9:30 a.m. - 3:30 p.m.
 \$151 Members / \$168 Non-members

CREATING COLLAGES WITH AN ARTISTIC VOICE

Jon Neuse
Skill level: ALL

This workshop is an opportunity to explore and learn the dynamic of designing and making collages. The workshop is constructed so you can learn from your instructor and the other participants. In the first half the instructor will walk you through the steps of putting a collage together, discussing both the practical and aesthetic considerations. The second half is set up for you to focus on making your own collage(s). A materials list is available on the website.

Enrollment limited to 12; ages 16 and up

C437W24 Friday, Saturday, January 19 - 20
 (2 sessions) 9 a.m. - Noon
 \$83 Members / \$92 Non-members

PEN AND INK AND COLOR

Fred Dingler
Skill level: AB, I, AD

Combining the structure and texture of pen and ink rendering with the fluidity of ink washes and watercolor will take your work to a new level, whether your medium of choice is pen and ink or watercolor, or you're comfortable with both. Bring a variety of images and/ or sketches to reference as you explore the ways these media combine to create renderings that open your art to new possibilities. Bring your pen and ink and watercolor materials, or see the materials list on the website for suggestions. Bring a lunch for the half-hour break.

Enrollment limited to 12; ages 16 and up

C401W24 Thursday, January 25
 (1 session) 9:30 a.m. - 3:30 p.m.
 \$76 Members / \$84 Non-members

FUNDAMENTALS OF DRAWING

Suzann Beck
Skill level: ALL

Ideal for artists who are beginning to draw or intermediate artists, to establish and reinforce a strong foundation for your drawing skills. Learn how to render a drawing from start to finish, working from still life setups designed to fit each individual's skill level. Learn and practice the fundamentals of drawing, including line and tone, light and shadow values, techniques for comparative measuring, and developing effective compositions. Drawing experience is suggested but not required. See materials list on the website. Bring a lunch for the hour-long break.

Enrollment limited to 12; ages 16 and up

C451W24 Thursday, January 25
 (1 session) 9 a.m. - 4 p.m.
 \$185 Members / \$206 Non-members

COZY HOOKED MUG MAT

Laurie Lausen
Skill level: ALL

Flowers, foliage, birds... In this workshop, you'll choose a favorite image and learn the basic techniques of rug hooking while creating a small mug mat. You'll enjoy this early method of making rugs by pulling loops of wool fabric through a linen backing, and the result will be your very own design! All materials included. Bring simple design ideas or choose a template. Price includes \$25 materials fee. Bring a lunch for the half-hour break.

Enrollment limited to 12; ages 16 and up

C735W24 Saturday, January 27
 (1 session) 9:30 a.m. - 3:30 p.m.
 \$101 Members / \$109 Non-members

WORKSHOPS FOR ADULTS

INTRODUCTION TO SPOON CARVING

Erik Vevang
Skill level: ALL

Learn to make your own serving implements, or just enjoy an introduction to greenwood carving by making a familiar and functional form. Working from green wood allows you to carve and shape the wood more easily, and the skills you learn can be put to use over and over again! We'll begin with safety, learning proper knife grips and traditional techniques for carving. Then we'll apply what we've learned to transform the provided spoon blank into a finished spoon! Wear comfortable clothes and closed toe – shoes there will be wood chips! Price includes \$20 materials fee all tools and supplies provided.

Enrollment limited to 10; ages 16 and up
C308W24 Saturday, February 3
(1 session) 10 a.m. - 1 p.m.
\$122 Members / \$133 Non-members

EXPLORING UNDERGLAZES

Anastasia Speer
Skill level: AB, I, AD

Transform your ceramic work with colored slips applied before the final glaze layer; literally “underglazes.” Learn painterly application techniques, color mixing, different styles of brushwork, slip-trailing, and more. We'll use color theory, design principles, and varying brushwork styles to bring another level of creativity to your work. This is a “hands-on” workshop, so bring 1 - 3 pieces of your bisqued ceramic work, and photos, sketches, or other references to work from so you can make the most of the class time. Price includes \$10 materials fee.

Enrollment limited to 14; ages 16 and up
C921W24 Friday, February 9
(1 session) 1 - 4 p.m.
\$60 Members / \$66 Non-members

AWAKENING CREATIVITY

Julie Humiston
Skill level: ALL

Are you so caught up in trying to make something that you've forgotten to nurture the sense of creativity that makes art-making possible? Enjoy what you're doing, but curious about how to expand your practice? Or has it been a while since your last creative endeavor, and you need to warm up before jumping back in? We'll do a number of creative exercises designed to enhance artistic thinking and aesthetic problem solving, using a journal that you can keep for inspiration and reference. Although these exercises will be a useful reference and may inspire future works, the emphasis will be on the creative experience rather than on creating finished pieces. See suggested materials list on the website.

Enrollment limited to 15; ages 16 and up
C411W24 Saturday, February 10
(1 session) 9:30 a.m. - 12:30 p.m.
\$41 Members / \$46 Non-members

SCULPTING WITH “PAPER CLAY”

Erik Pearson
Skill level: ALL

Create sculpture without drawn-out, strenuous processes or power tools using this quick, highly accessible material: air drying paper pulp. Create a form using cardboard and/or non-recyclables (such as Styrofoam), cover it in a fortified paper pulp mixture to create your finished form, and then finish with paint, applied textures, and found objects. The finished piece is quite durable, and you'll have the recipe to make more! Bring images/ideas so you can get started right away: a stylized portrait bust, an animal, a wall relief sculpture, or a free-form, abstract creation of your own invention. See materials list on the website for ideas about what to bring to enhance your creation. Price includes \$15 materials fee. Bring a lunch for the half-hour break each day.

Enrollment limited to 15; ages 16 and up
C809W24 Saturdays, February 10 - 17
(2 sessions) 9:30 a.m. - 3:30 p.m.
\$199 Members / \$219 Non-members

HOW TO DRAW FACES

Suzann Beck
Skill level: ALL

Improve your skill at capturing a likeness by learning how to accurately place and draw the features of a face, including how to analyze light and shadow, how to create light effects, mapping the features of the face, and avoiding common errors in drawing portraits. Principles of drawing a face will be demonstrated and followed by hands-on experience in working from casts as well as a live model. Some drawing experience is suggested but not required. See materials list on the website. Bring a lunch for the hour-long break.

Enrollment limited to 15; ages 16 and up
C454W24 Saturday, February 10
(1 session) 9 a.m. - 4 p.m.
\$185 Members / \$206 Non-members

EXPLORING GOUACHE

Fred Dingler
Skill level: AB, I, AD

Gouache (pronounced gwash) is a bright, opaque water medium that works well for any art style or technique. It can be used with watercolors and also works as a wash. It can act like acrylic and be painted in layers, light over dark. Great for realistic work, it's suited to more stable surfaces such as illustration board. Explore this wonderful, but lesser-known water medium and learn why it's been the medium of choice for so many professional illustrators and artists. Bring photo reference materials to work from, and a lunch for the half-hour break. See materials list on the website.

Enrollment limited to 12; ages 16 and up
C400W24 Thursday, February 15
(1 session) 9:30 a.m. - 3:30 p.m.
\$76 Members / \$84 Non-members

DRAWN TO COLOR: DRAWING WITH COLORED PENCILS

Bonnie Lauber Westover
Skill level: ALL

Take your drawings to a new level with color! Learn the colored pencil techniques that create deep, luminous color. First, we'll learn to achieve brilliant effects with colored pencils. Then you'll use these skills to create a still life with bold hues and an evocative sense of atmosphere. Along the way, we'll discuss composition, color selection, and layering techniques to bring out the full potential of this versatile and accessible medium. See materials list on the website.

Enrollment limited to 12; ages 16 and up
C472W24 Fridays, February 16 - 23
(2 sessions) 9 a.m. - Noon
\$83 Members / \$92 Non-members

WINTER LIGHT – THE LANDSCAPE IN WINTER

Michele Combs
Skill level: AB, I, AD

The northern winter landscape offers a chance to look at landscape differently as the ground turns white, shadows reflect a full rainbow of colors and tree forms are thrown into high contrast. We'll go through the process of planning and composing a winter landscape image, with the instructor demonstrating it for you before you embark on creating your own. Bring images you'd like to work from – full landscapes to details of blue shadows on snowbanks and snowy boughs. (If you'd really rather paint a warmer subject, you could do that too...) Bring your painting materials, or see the suggested materials list on the website. Bring a lunch for the half-hour break.

Enrollment limited to 12; ages 16 and up
C494W24 Saturday, February 17
(1 session) 9:30 a.m. - 3:30 p.m.
\$76 Members / \$84 Non-members

FLOWER POWER: PHOTOGRAPHING FLOWERS

Marilyn Lamoreux
Skill level: AB, I

Flowers make perfect photographic subjects. They're colorful, widely available in many shapes and sizes, and they hold still while you compose your shot. If you enjoy photographing flowers but find your results less than spectacular, develop your skills in this workshop. We'll practice photographing flowers as well as exploring different ways to make and process floral images. Bring your digital camera, a lens for photographing up close (macro lens or extension tubes), working knowledge of aperture and shutter speed, basic processing skills in Lightroom or Photoshop, and a tripod. Price includes \$10 model fee.

Enrollment limited to 12; ages 16 and up
C612W24 Saturday, February 17
(1 session) 9 a.m. - 1 p.m.
\$65 Members / \$71 Non-members



Painting by Michele Combs

SEE THE AFFILIATED ARTS SECTION (PAGE 6) FOR ADDITIONAL WORKSHOPS

WORKSHOPS FOR ADULTS

GLASS MOSAICS

Julie Vogl
Skill level: ALL

Discover the art of making mosaics. Bring your creativity and learn to clip and cut glass and apply grout to your own original design. We will be working with stained glass as the primary material to create two mosaic works of art. Feel free to bring any small treasures (buttons, beads, single earrings, keys, coins) you may want to incorporate into your art (optional). Price includes \$20 materials fee.

Enrollment limited to 8; ages 16 and up
C969W24 Saturdays, February 17 - 24
(2 sessions) 9 a.m. - 12:30 p.m.
\$137 Members / \$150 Non-members

PORTRAIT DRAWING DECONSTRUCTED

Sophia Weisensel
Skill level: AB, I AD

Improving your ability to capture a likeness opens up new possibilities for your work! Spend a day learning to see, analyze, and render the shapes that make up the human face. Working from photo references, we'll discuss anatomy, composition, lighting, and technique as well as capturing the psychological interest inherent in portraiture. Bring your drawing materials and papers, or see suggested materials list on the website. Bring a lunch for the half-hour break.

Enrollment limited to 12; ages 16 and up
C476W24 Saturday, February 17
(1 session) 9:30 a.m. - 3:30 p.m.
\$76 Members / \$84 Non-members

SAORI WEAVING WORKSHOP

Chiaki O'Brien

Skill level: ALL

Founded in Japan in 1968, Saori weaving is contemporary, freestyle weaving without restrictions about what or how to weave. It emphasizes exploration, group learning, and self-expression, recognizing the difference between machines and people. In the process of creating, the maker identifies their true self. You will be guided in the basic steps to get you started, but the final form of your project will be a collaboration between you and your weaving. Your Saori loom will be prepared for you in advance, so you can begin weaving right away. All materials are provided, but if you have materials you'd like to incorporate into your project (yarn, strips of fabric, etc.) feel free to bring them. Price includes \$20 materials fee. Students ages 8 and up may register with a registered adult.

Enrollment limited to 12; ages 14 and up
C727W24 Saturday, January 27
(1 session) 10 a.m. - 1 p.m.
\$61 Members / \$66 Non-members

ENCAUSTIC PAINTING: WORKING WITH WAX

Jodi Reeb
Skill level: ALL

Adding photos to the encaustic painting process creates layered, textural artwork that's both a painting and a photograph! We'll print photos on tissue paper and embed the image in encaustic medium, using them as a collage layer along with oil pigment sticks and encaustic paint. Encaustic (molten beeswax) is an ideal medium for focusing on color mixing and transparency as we develop our pieces, and we'll explore image transfer and working with printed photos as well. All levels welcome. Price includes \$35 materials fee. Bring a lunch for the half-hour break.

Enrollment limited to 10; ages 16 and up
C438W24 Friday, February 23
(1 session) 9:30 a.m. - 3:30 p.m.
\$111 Members / \$119 Non-members

GLAZING WORKSHOP: WORKING WITH WAX

Clarice Allgood
Skill level: ALL

If you don't like working with wax, you're just not doing it right! Learn how to make the most of this useful glazing material to take your work to a new level. Pick up techniques, application tips and design ideas; we'll also discuss how to choose the glazes and clay bodies that will make the most of your efforts. Bring some test tiles (no bigger than 4" square) and small cups or cylinders – some bisque and some greenware – in your current clay body.

Enrollment limited to 12; ages 16 and up
C922W24 Friday, February 23
(1 session) 1 - 4 p.m.
\$55 Members / \$61 Non-members

MULTIGENERATIONAL

SUPER BOWLS!

Anastasia Speer
Skill level: ALL

Whether you enjoy crunchy snacks or hot soup having your own handmade bowl just makes everything taste better. Anyone can have fun making a handbuilt bowl in time for game day or every day. Using essential handbuilding techniques such as coils or pinching your clay into a bowl form, you will learn to make a bowl. Once you have the form, take it to the next level with lines, shapes, texture tools or stamps. To get to the finish line, paint your bowl with colorful slip. Because of the bisque and glaze firing process, estimated project pickup is three weeks after the class. Price includes all materials and firing fees.

Enrollment limited to 12; ages 7 to adult
C068W24 Saturday, January 13
(1 session) 10 a.m. - Noon
\$43 Members / \$47 Non-members

CLAY SNOWMEN

Skill level: ALL

In this family fun class you will create a ceramic snowman, woman, or person, it's up to you! Learn basic pinch and coil techniques as you create your winter friend, You can add details like hats and scarves, once you get the basic form. With colorful slips and glazes your snowman will be well dressed for winter fun. Because of the bisque and glaze firing process, estimated pickup date is three weeks after class. Price includes all materials and firing fees.

Enrollment limited to 12; ages 7 and up
C067W24 Saturday, January 20
(1 session) 10 a.m. - Noon
\$43 Members / \$47 Non-members

VALENTINE PARTY WITH ORIGAMI

Kathleen Sheridan
Skill level: ALL

Too busy to shop for valentines? Come by and make some cards, and Origami gifts, with a little help from your artist friends. We will help you cut, fold, stamp, glue, draw, embellish and express your true feelings just in time to give them to your favorite people. Making valentines (and other cards) is fun and easy when you have a little help. Inspiration will find you at this drop in class (no pre-registration required!) with lots of projects to choose from. Children MUST be accompanied by an adult.

Enrollment limited to 20, ages 7 to Adult
C040W24 Saturday, February 10
(1 session) 1 - 3 p.m.
\$31 Members / \$33 Non-members

AMAZING MUGS

Skill level: ALL

Create handmade mugs that will amaze your friends and family! These mugs are made to be well-loved and used in the kitchen for your beverage of choice. First you will make the body of the mug with basic handbuilding techniques. Once your mug is formed, you will carve, stamp, and add clay details to the mug. Colorful slips will be applied to your mug to finish. Because of the bisque and glaze firing process, estimated project pickup is three weeks after the class.

Enrollment limited to 12; ages 7 and up
C006W24 Saturday, February 17
(1 session) 10 a.m. - Noon
\$43 Members / \$47 Non-members



Origami Artist-Instructor Kathleen Sheridan

FAMOUS PEOPLE FEST!
Monday, February 19th, 2024 President’s Day
9:30am- 3:00pm

Classes for Kids Ages 7-10 Includes a half hour ‘Bring your own lunch’ break.
These classes make a day off from school more fun, and give kids more time to be creative! (Kids may opt for half day classes only.)

PORTTRAITS OF FAMOUS PEOPLE
Anwesha Guha
Skill level: ALL

Pick one of your favorite famous people from Abraham Lincoln to Taylor Swift, it’s your choice! You will learn how to sketch and take it from the drawing board to a canvas board. This is a fun class where you will create your own painting of someone you admire. Embellishments may be added to illustrate what your celeb is famous for, getting creative with paint to inspire others to greatness! (Bring your lunch, if staying all day). See p.m. class *Famous Artists*.

Enrollment limited to 12; ages 7 to 10
C291W24 Monday, February 19
(1 session) 9:30 a.m. - Noon
\$34 Members / \$43 Non-members

FAMOUS ARTISTS
Anwesha Guha
Skill level: ALL

We will look at examples of some of the world’s most famous artists, from Boticelli to Banksy. You will make your own painting and collage in the style of an artist of your choice. We will spend some time talking about what makes certain kinds of art become art movements. Class will use drawing, painting, and collage techniques to create a unique work of art that reflects your own interests.

Enrollment limited to 12; ages 7 to 10
C229W24 Monday, February 19
(1 session) 12:30 - 3 p.m.
\$43 Members / \$53 Non-members

CREATURE COMFORT PILLOWS NEW!
Gail Katz-James
Skill level: ALL

Using warm fleece mixed with cozy fabrics and yarns you will make a snug pillow that will soothe you on cold days, and comfort you on snowy nights. This class will help you visualize your comfort colors. Then show you how to create your own pattern, cut your fabric, and sew the parts together, with some facial features, if desired. You decide if you want to go abstract, organic or narrative with your pillow. Think of this as soft sculpture sized just for you. This class welcomes you to explore the world of fiber arts sculpture in a domestic form.

Enrollment limited to 12: ages 8 to 12
C016W24 Saturday, January 6
(1 session) 10:30 a.m. - 12:30 p.m.
\$34 Members/ \$37 Non-members

FIBER ARTS: SEW WHAT? APPLIQUE!
Gail Katz James
Skill level: ALL

In the season of warm clothes you can make yours stand out by personalizing your sweats and tees. Bring in a shirt or two, or other item, and learn about this expressive art form. Class will provide lots of fabric choices for making artistic, unique appliques. With provided fusible materials you will make patterns, cut shapes and learn how to adhere them to your clothing with simple hand sewing stitches and embroidery. Some machine sewing may be used. Give your wardrobe a distinctive spin on winter and learn some sewing basics in this fun class.

Enrollment limited to 12; ages 10 to 16
C187W24 Saturdays, January 27 - February 3
(2 sessions) 1 - 3 p.m.
\$59 Members / \$65 Non-members

YOUTH DRAWING STUDIO
Erin Stahl
Skill level: ALL

Learning to draw is learning to see. Young artists are encouraged to follow their natural inclinations sketching still lifes, gallery artwork and/or self-portraits with the guidance of a seasoned professional artist. This is an experiential, open studio class that offers personal, 1:1 feedback and encouragement. Bring a 14”x17” sketchbook, 2B drawing pencils and a Pink Pearl eraser to the first class.

Enrollment limited to 12; ages 7 to 10
C17324 Saturdays, January 6 - February 24
(8 sessions) 9:30 - 11 a.m.
\$141 Members / \$156 Non-members

TWEEN DRAWING STUDIO
Erin Stahl
Skill level: ALL

Learning to draw is learning to see. Young artists are encouraged to follow their natural inclinations sketching still lifes, gallery artwork and/or self portraits with the guidance of a seasoned professional artist. This is an experiential, studio style class that offers personal, 1:1 feedback and encouragement. Bring a 14” x 17” sketchbook, 2B drawing pencils and a Pink Pearl eraser to first class.

Enrollment limited to 12; ages 10 to 15
C17724 Saturdays, January 6 - February 24
(8 sessions) 11:30 a.m. - 1 p.m.
\$141 Members / \$156 Non-members

DRAWING TO PAINTING
Anwesha Guha
Skill level: ALL

Let’s begin by making drawings using pencils, colored pencils and markers. This class introduces children to techniques as they use different media. Young artists learn to look deeper as they make drawings from the world around them. Examples from fine art, photos, everyday objects, and still lifes will be presented. Young artists will use their imaginations to expand their ideas into paintings. The focus is on learning by doing, seeing, and experimental play. Elements of art as concepts will be introduced as we work. Class will use tempera, watercolor and acrylic paints, as we turn our drawings into painted works of art.

Enrollment limited to 12; ages 7 to 12
C19724 Saturdays, January 13 - February 24
(7 sessions) 9:30 - 11 a.m.
\$121 Members / \$134 Non-members

PAINT EXPRESSIONS (NATURE)
Anwesha Guha
Skill level: ALL

Each class will focus on water based painting techniques using watercolors, acrylics, gel medium, and modeling paste. Projects explore the special effects used by artists to enhance their subject matter. You will learn to apply paint using palette knives, sponges, brushes, and tools to create original works of art. By looking at the natural world our projects will inspire you to see life around you. Color theory and foundational art concepts will be introduced through examples from art history, and from your own experimentation and practice.

Enrollment limited to 12; ages 10 to 15
C23724 Saturdays, January 13 - February 24
(7 sessions) 11:30 a.m. - 1 p.m.
\$121 Members / \$134 Non-members

Winter Artist-Instructor Bios

Clarice Allgood graduated from Northern Clay Center’s MN NICE advanced certificate program after studying at Anderson Ranch and Penland, and completing a series of residencies. She works with both thrown and hand-built forms.

Scott Lloyd Anderson is a full time, nationally known landscape oil painter and teacher. His previous career as a magazine art director greatly informs his approach to picture-making. His work is included in the collections of the Minnesota Historical Society and many private and corporate patrons. He has won awards across the country, and he has painted in China, Italy, England, Mexico and Canada.

Suzann Beck is a Minneapolis-based artist specializing in portraiture. She holds a B.F.A. from Moorhead State University, and serves as an Ambassador for the Portrait Society of America in addition to taking portrait commissions and teaching.

Bradley Benn comes to pottery after earning degrees in engineering, BSEE and BSIE, from Washington University in St. Louis, working in industry and making harpsichords. He served as Assistant Director and managed the pottery studio at Edina Art Center.

Traudi Bestler trained at the Weavers Guild of Minnesota, The Weaving School and Sievers School of Fiber Arts. She has been a teacher of weaving, dyeing and fiber arts for more than 20 years.

Sarah Bober studied fine arts at St. Olaf College. She began making jewelry in 2007 and has been selling her work at art shows and teaching classes ever since, specializing in metal art clay.

Krissy Catt has been building her career in clay, with a focus on handbuilding, for more than 20 years. Besides her business, Catt Ceramics, Krissy works in the Edina Schools and with senior adults.

Alex Chinn grew up in rural Massachusetts in an old farm house with his painter mother. He was exposed to many forms of art, including clay, from early childhood. Clay became his primary artistic outlet while studying with Ron Gallas at Macalaster. In 1998 Alex formed his studio, Ceramic Chinn. Alex makes sculptures, tiles, and functional pottery, inspired by nature and daily household use.

Michele Combs is a plein air, impressionistic painter who has been painting since 1995, and teaching since 2005. She studied classical realism at the Minnesota River School of Fine Art and with nationally recognized artists.

Kathy Cregar has a passion for botanicals that began with a class at the Minnesota School of Botanical Art, studying with Marilyn Garber. Kathy’s orchid illustrations appear in several international publications, including “*Orchids of Tropical America, an introduction and Guide.*” Her work is included in the permanent collection of the Eloise Butler Wildflower Garden Florilegium.

Fred Dingler Fred Dingler graduated from the American Academy of Art in Chicago and studied with Irving Shapiro before launching his 40-year illustration career for a local and national clientele. He works in watercolor and gouache, among other media, depicting a variety of subject matter. His teaching experience includes a lengthy stint at the College of Visual Arts in St Paul, and workshops across the country.

Anwesha Guha finds inspiration in nature for her colorful paintings, created in a wide variety of media. She teaches art to students representing a variety of experience levels, emphasizing the students’ interests and skill levels as she plans her class lessons.

Maren Harden is Owner/Artist at The Maren Room, where she hosts creativity workshops for children and adults. She holds degrees in Psychology and Studio Art from Augsburg University in Minneapolis. Her training in psychology and art come together with her passion for animal welfare in her pet portraiture work.

Julie Humiston strives to be a Renaissance Person. Her experience in the visual arts includes experience as a graphic production artist and managing an art supply store. She’s also dabbled in other creative areas including writing, theater, music, and gardening.

Sonja Hutchinson is a Signature member of the Minnesota Watercolor Society and has been painting in watercolor since 2001. Her artwork employs both traditional and non-traditional watercolor techniques.

Gail Katz-James is a Minneapolis artist who transforms steel, wire and recycled objects into playful, vividly colored sculptures that provoke curiosity and often include interactive elements. Previous commissions include interactive sculpture for Children’s Hospitals of Minnesota in Minneapolis and St. Paul. Gail enjoys teaching textiles, sculpture and printmaking to students of all ages.

Kevin Kluever teaches art to students of all ages, creates paintings in his studio, and also takes on mural commissions (more than fifty of them, both indoor and outdoor), which can be found throughout the West Hennepin area, especially Maple Plain. A self-taught landscape painter, he learned to paint the way he likes to teach it: by studying the masters.

Marilyn Lamoreux began pursuing photography full time after her career as a software engineer. She has merged her photographic pursuits with her blogging practice, in pursuit of revealing the “ordinary miracles” around us in her photographs.

Bonnie Lauber-Westover has taught in the Minneapolis area for over 25 years at schools, colleges, and art centers. She has exhibited widely, been a juror at art competitions, and worked as a visiting artist at many art centers and schools.

Laurie Lausen is an avid rug hooker who began designing and hooking rugs in the early 70s. In the 80s she founded her studio, gallery and retail shop, The Woolly Red Rug. Laurie is one of “America’s Best” in the Directory of Traditional American Crafts.

Barbara Lidfors received her Master of Fine Arts degree from Vermont College of Norwich University before moving to Germany, where she served as Assistant Adjunct Professor for Art at University of Maryland in Europe (Heidelberg) and exhibited her work in over a hundred solo and group shows throughout Germany and other countries.

Jaime Pellegrine, Kristen Wertenberger and Rachel Friberg comprise the **Blue Butterfly Holistic Wellness Coaching** group. They create events designed to enhance personal wellness through a holistic approach that encompasses both physical and mental practices, drawing on their collective wide experiences in life and wellness coaching.

If a class description lists “Art Center Faculty,” it means that as this catalog went to print, an instructor had not yet been assigned. Please check the class description on the website or call the Registrar for more current information.

Visit our website for longer artist bios and links to their websites, articles and more minnetonkaarts.org/about-us/artist-instructors

Ivy Mattson's wheel thrown, altered pottery is highly decorated, projecting the joy, wonder, and curiosity which are also evident in her teaching. Mattson first experienced clay while earning her BA in Art Education at Concordia College in Moorhead, MN. She worked as a ceramic studio artist at the Plains Art Museum in Fargo, ND, exhibiting work and teaching art before moving to Minneapolis to continue working in clay at the Northern Clay Center through the MN NICE Program.

Ernest Miller, Jr. is a ceramicist and sculptor with extensive teaching experience. Ernest is an exhibitor and award winner in many juried shows locally and nationally. His work is widely collected.

Jon Neuse has been teaching for the past 25 years in a variety of media, including abstract landscape, abstract figures, collage, and monotype. Jon’s work has been described as playful and childlike with an emphasis on color. His work has evolved over the years, from his early large-scale monotypes to his current exploration with 3-D accordion books.

Chiaki O'Brien is a Saori weaving artist/ instructor as well as a Taiko (Japanese drumming) performer/instructor, working with students of all ages and abilities. She is the founder of Studio Fun in Bloomington. Her approach to teaching involves both individual problem-solving and group learning.

Dorothy Odland holds a B.F.A. and M.F.A. from the U of MN. She is a founding member of the Women’s Art Resources of Minnesota (WARM) and has been an exhibitor, award winner, juror and gallery lecturer for more than 25 years.

Erik Pearson is a painter, sculptor, muralist, installation artists, and musician. He received his BFA in Studio Arts from the University of Wisconsin-Superior (UWS). His public mural projects include the recently completed WestRock paper recycling plant in St Paul, for which he received a McKnight Arts Challenge grant. His accessible, eco-friendly sculpture technique allows him to bring the characters in his paintings to three-dimensional life.

Lee Persell is the Ceramics Studio Manager for the MCFTA. She exhibits in shows and galleries throughout the Midwest and has taught at the Art Center since 1997.

Dan Petrov is a classically trained artist and instructor with more than 25 years of experience, including studying and exhibiting in Europe, Canada, and the U.S. He specializes in Renaissance and Flemish oil painting methods and modern forms of *alla prima* (wet-on-wet) painting.

Frank Picos is a Sculpture Studio Assistant at MCFTA and teaches stone carving for both youth and adults. He is a member of the Society of Minnesota Sculptors. Frank is a part-time artist and supports the Art Center with his construction experience.

Jodi Reeb received her BFA from the Minneapolis College of Art and Design. She has received numerous awards for her mixed-media work, which may be found in private and corporate collections nationally. A talented teacher, Jodi has taught at the college level as well as at community art centers.

Danny Saathoff is an artist and instructor who splits his time between sculptural art and jewelry design, believing that the two art forms directly influence one another. He also teaches at Carleton College.

Kenneth Schweiger graduated from DePaul University in Chicago, after which he continued his studies of classical and contemporary art in Japan, at the Atelier Studio program in Minneapolis, and in New York. His current studio is located in the Northern Warehouse in Lowertown Saint Paul.

Kathleen Sheridan teaches all types of origami and is constantly learning the latest models by attending national and international origami conventions. Kathleen is the host of *Origami Connect*, and she serves on the Board of Directors for OrigamiUSA.

Anastasia Speer holds a B.F.A. in Ceramics from the University of South Dakota in Vermillion, South Dakota. She earned her master’s degree in Art Education at the University of Minnesota in Minneapolis. Anastasia is inspired by nature in her personal work and enjoys helping her students find their own styles and inspirations for their art at the Minnetonka Center for the Arts.

Erin Stahl grew up in Fergus Falls, MN and earned her B.F.A. in Painting from Drake University. She has been a mixed media artist, graphic designer, and community art teacher for over 20 years. Her own creative work focuses on art journaling, mixed media, and watercolor. While she teaches artists of all ages, helping kids nurture their creative spark is her favorite part of teaching. Erin also serves as a Teaching Artist for Caponi Art Park in Eagan, MN.

Erik Vevang has taught greenwood spoon carving since 2015. Introduced to carving by his wife Michele, he’s taken numerous carving classes and been featured in MSP Magazine’s Makers of the North competition. A carpenter, woodworker and graduate with a BA in Studio Art from St Olaf College, he finds spoon carving the perfect way to explore the intersection of art and craft.

Julie Vogl began her glass mosaic work with stained glass in a neighborhood community class, moving up to Tiffany-style lampshades. Her desire to pursue glass in another art form led her to glass mosaics, in which she incorporates an array of other media and objects.

Art Weeks is an award-winning artist in a variety of mediums including pastel, oil, acrylic and watercolor. He is active in the Lake Country Pastel Society, Minnesota Watercolor Society, Outdoor Painters of Minnesota, and NorthStar Watermedia Society. A retired architect, he holds a B.A. in architecture from the University of Illinois. He enjoys pastels as an artistic medium because of the rich color and combination of drawing and painting skills the medium requires.

Sophia Weisensel received her MFA from New York Academy of Art, where she’s taught figurative painting and drawing classes, but focuses on the people of the rural Midwest as the subject of her art, exploring themes such as coming of age and family dynamics in her psychologically resonant images.

NEW STUDENT DISCOUNT

If you’ve never taken a class with us before, enjoy a 10% savings on your first registration! (Details, p. 19)

Call the Registrar at 952.473.7361, x. 160 to claim this benefit! It cannot be processed online or combined with other discounts.

Art Center Hours*

Monday	9 a.m. - 4 p.m.
Tuesday	9 a.m. - 9 p.m.
Wednesday	9 a.m. - 4 p.m.
Thursday	9 a.m. - 9 p.m.
Friday	9 a.m. - 4 p.m.
Saturday	9 a.m. - 4 p.m.
Sunday	Closed

The Art Center is closed these holidays: New Year’s Day, Memorial Day, Independence Day, Labor Day, Thanksgiving Day, Christmas Eve Day and Christmas Day.

The Art Center is closed two weeks each year: the week before Labor Day for cleaning and maintenance and the week from Christmas Day through New Year’s Day. Phone lines will be open these weeks, M-F, excluding holidays, from 9 a.m. – 4 p.m.

Weather closings will be posted to our website, news outlets, and social media. We follow the Orono Public Schools regarding closures and late starts (when the Art Center will open at 10 a.m.). Weather related cancellation policy is on page 19.

Open Studio is a free benefit for currently registered students only, so they may continue artwork projects outside of class. Call the Registrar for available open studio hours.
*Subject to change. Check the website for updates.

Art Center Café Hours

The Art Center Cafe remains closed until further notice.

OUR MISSION

In the belief that the visual arts are indispensable to a healthy community, it is the mission of the Minnetonka Center for the Arts to provide teaching excellence, quality exhibitions and cultural enrichment for people of all ages, interests, and abilities.

Minnetonka Center for the Arts

2240 North Shore Drive minnetonkaARTS.org
Wayzata, MN 55391-9347 952.473.7361, x. 160

Nonprofit
Organization
U.S. Postage
PAID
Minnetonka
Center for the Arts

This activity is made possible by the voters of Minnesota through a Minnesota State Arts Board Operating Support Grant, thanks to a legislative appropriation from the arts and cultural heritage fund.



LOCATION 2240 North Shore Drive, Wayzata 55391-9347
Just 20 minutes from downtown Minneapolis and 5 minutes from downtown Wayzata
Two blocks west of the Dakota Rail Regional Trail
About 1/2 mile from the Noerenberg Gardens




/VISUALLY SPEAKING/ WINTER 2024

Minnetonka Center for the Arts

Classes / Exhibits / Outreach

Winter Courses at MCFTA / PAGES 6 – 13

Exhibits / PAGE 2

 Everyone is welcome
at the Art Center!

Vikings Colors by Scott Lloyd Anderson