

# /VISUALLY SPEAKING/

SUMMER  
2024

## Minnetonka Center for the Arts

Classes / Exhibits / Outreach

Visual arts education for all ages,  
interests, and abilities

### ESSENTIAL DATES

**Minnesota Watercolor Society**  
Spring Exhibition, "Ephemeral"\*  
April 15 - May 17

**The Student Show\***  
July 19 - August 17

Opening Reception (potluck), July 18, 6 - 8PM

**Spring Fundraiser (by invitation only)**  
Thursday, May 16, 6 - 9PM

**Summer I classes**  
June 17 - July 20

Online and in person registration open

Monday, May 6, Noon

Phone registration opens Tuesday, May 7, 9 AM

Please register by June 7

**Summer II classes**  
July 22 - August 24

Online and in person registration open Monday,  
May 6, Noon

Phone registration opens Tuesday, May 7, 9 AM

Please register by July 12

**Summer Arts Camp**  
June 10 - August 23

REGISTER TODAY!

**Fall I classes**

September 3 - October 26

\*Free and open to the public



Everyone is welcome  
at the Art Center!

Summer Classes / PAGES 8 - 17

Exhibits Update / PAGE 2

Director's Note/ PAGE 3

Contributor Thank You / PAGE 4

Artist Spotlight / PAGE 5

Instructor Bios / PAGE 18

Class Registration Instructions / PAGE 19

Tray by Julie Vogl

# Exhibits Update

Exhibits and opening previews are free and open to the public. Our facility is fully accessible to ensure that the visual arts are available to everyone.

Original artwork is available for viewing and purchase at the Minnetonka Center for the Arts in the gallery, throughout the building and at Ridgedale Center. To purchase artwork at the Art Center,

stop by the front desk. To purchase artwork exhibited through Partners in Art at Ridgedale, contact Bob Bowman at [bbowman@minnetonkaarts.org](mailto:bbowman@minnetonkaarts.org) or 952.473.7361 x. 170.

*Plan now to participate!*

## **CALL FOR ENTRIES: THE 2024 STUDENT SHOW**

*Entries due July 11, 6 – 8 pm and July 12, 9 am – 12 pm (FIRM)*

**July 19 – August 17, 2024**

Intake: Thursday, July 11, 6 – 8 pm and Friday, July 12, 9 am – 12 pm (entry times are FIRM)

- No pre-registration required; simply bring your work to the gallery to enter
- Enter up to 2 pieces; 1 per series class or workshop taken (a class taken repeatedly counts for 1 entry)
- Work can be for sale or NFS
- Open to students 16 and older who have taken a class at MCFTA since September 2022
- Entry times are FIRM; if you cannot deliver your work during the entry times, fill out your exhibit contract in advance and ask a fellow student or friend to deliver for you

**OPENING RECEPTION: Thursday, July 18, 6 – 8 pm**

*Bring a potluck dish to share with your fellow artists*

Pick up exhibited work Tuesday, August 20, 3 – 7 pm

See the 2024 Student Show Call for Entries on [minnetonkaarts.org](http://minnetonkaarts.org) for more information.

## **CALL FOR ENTRIES: ARTS OF THE HOLIDAYS**

*Entries due July 11, 6 – 8 pm and  
July 12, 9 am – 12 pm (FIRM)*

**July 19 – August 17, 2024**

Our holiday tradition returns! Fine craft and art in all media are sought for this event, an artful alternative to the usual holiday shopping options. Apply by emailing three images of your work with medium and pricing information to [bbowman@minnetonkaarts.org](mailto:bbowman@minnetonkaarts.org) by September 10. For more details, see the Calls for Entries page at [minnetonkaarts.org](http://minnetonkaarts.org).



## **2024 STUDENT SHOW**

**July 19 – August 17**

Laura H Miles Gallery

*Free and open to the public*

This show illustrates the creativity, skill and inspiration that unfold in our studios every day. Exhibiting in a professional gallery setting is an important part of the artistic learning process, and this show reminds us of the power, potential and importance of the visual arts in our lives. Come see what attracts people to our studios and keeps them coming back. It might even help you find the perfect class for your own artistic journey!



## **CALL FOR ENTRIES: PARTNERS IN ART AT RIDGEDALE CENTER**

*Entries ongoing*

Our displays at Ridgedale Center continue – see the Exhibits page at [minnetonkaarts.org](http://minnetonkaarts.org) to see how you can have your work seen by the millions who pass through Ridgedale each year! Displays are changed on an ongoing basis, so apply at any time with images of your work – including medium, size, and pricing information – to [bbowman@minnetonkaarts.org](mailto:bbowman@minnetonkaarts.org). See the Calls for Entries page at [minnetonkaarts.org](http://minnetonkaarts.org) for full details. All exhibited work must be for sale. Media includes but is not limited to ceramics, sculpture, textiles, paintings, and glass.

# /VISUALLY SPEAKING/

Summer 2024

## CONTENTS

1	Essential Dates
2	Exhibits Update
3	Director's Note
4	Thank You Donors / Welcome Members
5	Artist Spotlight
6-7	Classes at a Glance
8-17	Class Descriptions
18	Artist-Instructor Bios
19	Registration Details
20	Art Center Hours / Mission / Location

## BOARD OF DIRECTORS (as of 7/26/2023)

CHAIR	Jim Schwert
VICE CHAIR	Curt Paulsen
SECRETARY/ TREASURER	Gary Lasché
MEMBERS AT LARGE	Laura Bernstein Sarah Gibson Barbara McBurney Martha McLaughlin Jackie Peterson Joan Suko

## ART CENTER STAFF

EXECUTIVE DIRECTOR	Roxanne Heaton, x. 150 <a href="mailto:rheaton@minnetonkaarts.org">rheaton@minnetonkaarts.org</a>
EXHIBITS & ADULT PROGRAM DIRECTOR	Robert Bowman, x. 170 <a href="mailto:rbowman@minnetonkaarts.org">rbowman@minnetonkaarts.org</a>
CHILDREN & YOUTH PROGRAM DIRECTOR	Ruth Mason, x. 190 <a href="mailto:rmason@minnetonkaarts.org">rmason@minnetonkaarts.org</a>
MARKETING & COMMUNICATIONS DIRECTOR	Open Position
FINANCE DIRECTOR	Mary Larson, x. 130 <a href="mailto:mlarson@minnetonkaarts.org">mlarson@minnetonkaarts.org</a>
ACCOUNTING ASSOCIATE	Lisa Iserman, x. 180 <a href="mailto:liserman@minnetonkaarts.org">liserman@minnetonkaarts.org</a>
CERAMICS STUDIO MANAGER	Lee Persell, x. 140 <a href="mailto:lpersell@minnetonkaarts.org">lpersell@minnetonkaarts.org</a>
DEVELOPMENT ASSOCIATE	Susan Weir, x. 100 <a href="mailto:sweir@minnetonkaarts.org">sweir@minnetonkaarts.org</a>
REGISTRARS	<a href="mailto:registration@minnetonkaarts.org">registration@minnetonkaarts.org</a>  Diane Petron, x. 160 <a href="mailto:dpetron@minnetonkaarts.org">dpetron@minnetonkaarts.org</a>  Tessa Wick, x. 160 <a href="mailto:twick@minnetonkaarts.org">twick@minnetonkaarts.org</a>
VOLUNTEER OPPORTUNITIES	Maryalice Brenk <a href="mailto:mmbrenk9@gmail.com">mmbrenk9@gmail.com</a>
WEBSITE	<a href="http://minnetonkaARTS.org">minnetonkaARTS.org</a>
FACEBOOK	<a href="https://facebook.com/artcentered">facebook.com/artcentered</a>
TWITTER	@Mtkacenter4arts
INSTAGRAM	<a href="https://minnetonkaarts">minnetonkaarts</a>



## DIRECTOR'S NOTE

Dear Friends,

Summer is my favorite time at the Art Center! Registration for our award-winning Summer Arts Camp program has been brisk and we look forward to the return of our campers. While it puts some stresses on our systems and infrastructure, the energy and enthusiasm the children bring to our studios is a delightful addition. If you are one of our regular summer adult students, please join me in welcoming the campers and their parents!

If you are new to the Art Center this summer, you've chosen a great time to become part of one of the most vibrant art centers in the country. The summer is the perfect time to sample the Art Center's programs and services. Our adult series classes are shorter in duration...many classes are 4 or 5 weeks long... and we have an abundance of workshops that range from a couple of hours to a couple of days. Our Summer Camp program is one of the most flexible programs in town offering ½ day to multi-week classes. All in all, we have a great summer season planned so I hope you will find a way to participate.

## MARK YOUR CALENDARS:

If you are a member of Art Center, you are invited to the Annual Meeting to be held on July 24th at 3:30PM in the Murphy Room. We'll spend an hour or so recapping the year, electing board officers, and welcoming new members. Plus we'll celebrate the past year and talk about our plans for the future. It's a great chance to meet our hardworking board members and staff as well as hear about what the next year has in store. Please join us!

I also want to extend our deepest appreciation to those who gave so generously in response to our annual appeal. Each spring and fall, we ask those closest to us to give a gift to the annual fund over and above their membership support. Thankfully, many respond generously which, in addition to grants, helps keep our classes affordable and enables us to continue our outreach programs. Since the fees paid for our classes cover only about 65% of the cost of delivering them, this support is critical. So if you haven't given... it's not too late. Just send us a check or give us a call with a credit card number and we will be happy to process your tax deductible contribution TODAY!

Enjoy the sunny days that are sure to follow and I hope you'll keep the Art Center in your summer plans. Stop by to see our student show, check out our studios or visit the retail shop. All are welcome!

Regards,

Roxanne L. Heaton, Executive Director


# summer arts camp

## Real Art! Real Fun!!

**Ages 5 to 15**

**June 10 through August 23, 2024**

**Half or full days / Monday-Friday**



# THANK YOU.

THANK YOU TO ALL WHO MADE MEMBERSHIP, PROJECT, SPONSORSHIP, CORPORATE, OPERATING AND CAPITAL GIFTS TOTALING \$150 OR MORE AND ALL IN-KIND AND MEMORIAL GIFTS BETWEEN BETWEEN DEC 1, 2023 - FEB 29, 2024.

## \$15,000 +

Minnesota State Arts Board

## \$5,000-14,999

Stone Pier Foundation/Joan Dayton  
Barbara McBurney  
Mr. Kent Severson and Mrs. Sally Wagner

## \$2,000 - 4,999

Anonymous  
Fidelity Charitable/Fjelstul Charette Charitable Giving Fund/Sarah Fjelstul and Francois Charette/  
Hautman Charitable Trust/Mr. Joseph Hautman and Dr. Milla Hautman/Kaimay and Joseph Terry M.D. Fund/Kaimay and Joseph Terry/Lips Family Charitable Fund/Dr. and Mrs. Daniel Lips/Rhonda and Rory O'Neill Fund/Rhonda and Rory O'Neill Kingsley H. Murphy Family Foundation/Katherine B. Murphy  
The Head Family Foundation/Martha M. Head  
Dr. Louise Turkula and Mr. John Fox

## \$1,000 - 1,999

Community Foundation of Sarasota County/A.H. Jackson Fund/Robert Jackson and Ann Rockler Jackson  
Pajor Family Foundation/Steve Pajor  
The Crosswols Foundation/Elle Crosby  
The Minneapolis Foundation/Mary and Gary O'Brien Family Fund/Mary and Gary O'Brien  
John and Ann Bergstad  
John and Maureen Drewitz  
Carol and Mark Engebretson  
Benton Jackson and Deborah K. Mielke  
Steve and Sheri Schellhaass  
James and Caroline Schwert  
Jill and Scott Wine

## \$500-999

American Endowment Foundation/E. Grayce Charitable Fund/Dr. Andrew Doroschak and Mrs. Kathleen Anderson  
Schwab Charitable/CWJ-ACJ Charitable Fund/  
Charles and Ann James/Cathryn Kennedy/  
Carolyn Taylor Family Fund/Carolyn Taylor  
The Brooks Foundation/Leith Barry  
Carl and Lynn Beihl  
Pete Bissonette  
Edward and Sherry Ann Dayton  
Patricia Fair and Randy Arnold  
Curt and Cathy Paulsen  
Julie and Frank Vogl

## \$150 - 499

Mightycause Charitable Foundation/Mike and Ann Brilley  
National Philanthropic Trust/J.P. Morgan Charitable Giving Fund/Fremajane and Blair Wolfson  
Donor-Advised Fund/ Fremajane and Blair Wolfson  
Nivin and Duncan MacMillan Foundation/  
Mrs. Nivin MacMillan  
Raymond James Charitable/Tapper Donor Fund/  
Mayer and Elizabeth Tapper  
The Medtronic Foundation  
UnitedHealth Group/Nancy and John Kolacke  
Robert and Roberta Abdo  
Patti and Larry Altman  
Beth Andrews  
Sandy and Gary Baron  
Lori Bauer  
Dr. Linda M. Berger  
Ms. Traudi Bestler  
Randy and Marcy Betcher  
Jeff and Brenda Boehler  
Patricia and John Case

Brooks Chandler  
Guy and Katie Childress  
Mary C. Dolan  
Evie and Jeff Engler  
Alice and Dean Fjelstul  
Kathy and James Ganley  
Jan and Lynne Gasterland  
Bruce D. Goodman  
Pratibha Gupta  
John and Julie Hallquist  
Sally and Bob Hauser  
Roxanne and Berton Heaton  
Dr. Barbara Jackson  
Ms. Katharine Jackson  
Charles and Ann James  
Bob and Linda Jordan  
Dr. Charles Kampen and Ms. Pamela Rajala  
Nancy and John Kolacke  
Cheryl and Tim Krause  
Kenneth and Theresa Kurita  
Alan and Kirsten Langohr  
Anne and Charles Leck  
Mr. Warren C. Liebenow  
Kathy Lindsay  
Mr. Michael Majerus  
Marianne E. Merriman  
Mr. Charles E. Pitschka  
Mrs. Michelle M. Plombon  
Angela Raun  
Amanda and Steve Richards  
Frederick Richter  
Suzy Robertson  
Laun and Ruth Sanderson  
Mats Sexton  
Mia and Brian Sullivan  
Carrie Svendahl

Susan and Kent Swanson  
Gary L. and Judith G. Vars  
Dennis and Amanda Walsh  
Elizabeth and Edward Weir  
Susan D. Wilson

## TRIBUTE AND MEMORIAL CONTRIBUTIONS

*In Memory of Tom Bliese*  
Theresa Salerno and James Rife  
*In Memory of Stuart Fogel*  
Betsy Fogel  
*In Memory of Cynthia Kath*  
Pledgeling Foundation/Patty MacHalec  
*In Memory of Shush Stoker and Isobel Stander*  
John and Maureen Drewitz

## GIFTS IN KIND

Silverwaves Jewelry/Lissa Flemming  
Catherine and Kenneth Zimba

## CORPORATE CONTRIBUTIONS

The Medtronic Foundation  
UnitedHealth Group/Nancy and John Kolacke

## FOUNDATION CONTRIBUTIONS

American Endowment Foundation/  
E. Grayce Charitable Fund/Dr. Andrew Doroschak and Mrs. Kathleen Anderson  
Community Foundation of Sarasota County/  
A.H. Jackson Fund/Robert Jackson and Ann Rockler Jackson

Fidelity Charitable/Fjelstul Charette Charitable Giving Fund/Sarah Fjelstul and Francois Charette/  
Hautman Charitable Trust/Mr. Joseph Hautman and Dr. Milla Hautman/Kaimay and Joseph Terry M.D. Fund/Kaimay and Joseph Terry/Lips Family Charitable Fund/Dr. and Mrs. Daniel Lips/Rhonda and Rory O'Neill Fund/Rhonda and Rory O'Neill Kingsley H. Murphy Family Foundation/Katherine B. Murphy  
Mightycause Charitable Foundation/Mike and Ann Brilley  
National Philanthropic Trust/J.P. Morgan Charitable Giving Fund/Fremajane and Blair Wolfson Donor-Advised Fund/ Fremajane and Blair Wolfson  
Nivin and Duncan MacMillan Foundation/  
Mrs. Nivin MacMillan  
Pajor Family Foundation/ Steve Pajor  
Raymond James Charitable/Tapper Donor Fund/  
Mayer and Elizabeth Tapper  
Schwab Charitable/CWJ-ACJ Charitable Fund/  
Charles and Ann James/Cathryn Kennedy/  
Carolyn Taylor Family Fund/Carolyn Taylor  
Stone Pier Foundation/Joan Dayton  
The Brooks Foundation/Leith Barry  
The Crosswols Foundation/Elle Crosby  
The Head Family Foundation/Martha M. Head  
The Minneapolis Foundation/Mary and Gary O'Brien Family Fund/Mary and Gary O'Brien

# Welcome and thank you to all new and renewing members (December 1, 2023 - February 29, 2024)

## PATRON (\$1000)

Anonymous  
Joan Dayton  
Benton Jackson and Deborah K. Mielke

## SPONSOR (\$250-999)

Patti and Larry Altman  
Mary C. Dolan  
Sally and Bob Hauser  
Dr. Barbara Jackson  
Mr. Michael Majerus  
Julie and Frank Vogl

## FRIEND (\$100-249)

Jan and Lynne Gasterland  
Dr. Charles Kampen and Ms. Pamela Rajala  
Mrs. Michelle M. Plombon  
Mr. Neil Kennedy  
Bill and Terry Ankeny  
Jacob Bronder  
Cathy and Daniel Bujold  
Ms. Kathleen Conklin  
Mrs. Sara Cotton  
Ms. Meg Cowden  
Ms. Elizabeth Flynn  
Ms. Suz Galloway  
Mary and Larry Gillette  
Mrs. Amanda Harder  
Mrs. Marit Hughes  
Ms. Kelly Lindberg  
Ms. Carol Zartner  
Nancy and Rick L. Zinter  
Mrs. Beth Zylstra

## BASIC (\$55-99)

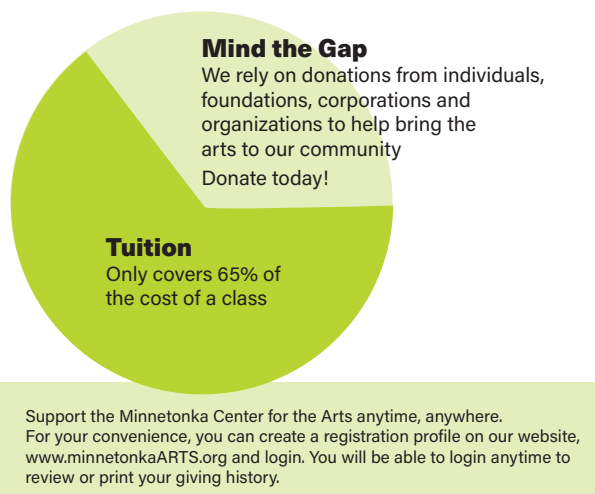
Ms. Gay Allworden  
Gail Asher  
Mr. Joe Balabuszko  
Ms. Pamela Balabuszko-Reay  
Ms. Kristi Barry

Dr. Laura Batzli  
Ms. Anne Benda  
John and Ann Bergstad  
Ms. Karen Bergstrand  
Ms. Traudi Bestler  
Ms. Lynne Bisagno  
Ms. Mary Bizar  
Jeff and Brenda Boehler  
Mr. Paul Bohman  
Ms. Janine BrownWiese  
Mr. Jack Brus  
Mr. and Ms. Silvio Bujold-Martinez  
Mr. and Mrs. Jerry Calengor  
Virginia and Stuart Campbell  
Ms. Grace Card  
Ms. Amity Carlson  
Judy A. and David Carmein  
Ms. Patty Carmody Smith  
Ms. Lindsay Crawford  
Mr. and Mrs. John Cuningham  
Ms. Kate Cunningham  
Mrs. Stephanie Daneke  
Mr. David S. Doth  
Anthony Drewitz  
Ms. June Egberg  
Barbara and James Elder  
Mary Jo and Mark Ellis  
Evie and Jeff Engler  
Sharon Finch  
Ms. Kyla Fodor  
Mr. and Mrs. David Folin  
Mrs. Yvonne M. Foster  
Ms. Elizabeth Franklin  
Ms. Jill Franklin  
Ms. Maureen Gilchrist  
Ms. Linda Glass  
Ms. Audrey Goldfarb  
Jessica A. Gotkin  
Susan and Channing Gove  
Mary Grahek and Mike Zimmerman  
Mrs. Kandace Graunke  
Amy and John Grimm

Ms. Allie Hafez  
Ms. Nancy Hanily-Dolan  
Mrs. Nancy Hirst  
Josephine Hoffarth  
Mrs. Leigh Hull  
Ms. Ilona Ilvonen  
Mary Jenkins  
Mrs. Lisabeth Joy  
Mrs. Sue H. Kim  
Ms. Jolie Klapmeier  
Ms. Nancy Kleven  
John and Nancy Kolacke  
Kenneth and Theresa Kurita  
Ms. Jeannie Larson  
Ms. Mary Larson  
Mary B. and Scott Larson  
Gary Lasche and Nancy Nechas-Lasche  
Ellen Lees  
Ms. Heather Lepper  
Ms. Gina Leyda  
Mrs. Suzanne L'Herault  
Mr. Warren C. Liebenow  
Mrs. Charisse Litteken  
Gini and George MacDonald  
Ms. Ann MacKay  
Mrs. Rebecca Malinoff  
Stacy and Rick Mann  
Mrs. Susan Manrodt  
Mr. William McClaren  
Mr. Nancy McCoy  
Ms. Melissa McLean  
Ms. Jocelyn Mehle  
Ms. Sandra Melander-Schildt  
Mrs. Cheryl Miller and Mr. Kenneth Koester  
Ms. Chichi Miller  
Mr. Ernest Miller  
Mr. Geoffrey Miller  
Ms. Sue Mooney  
Ms. Elizabeth Moriarty  
Mr. Paul Morse  
Ms. Marla Mullaney

Ms. Sushmeeta Jolly Nanda  
Mr. Ari Niemi  
Ms. Katie Nyhusmoen  
Ms. Alice Okrent  
Ms. Ellen Olson  
Ms. Kate Orterstrom  
Ms. Carolyn Patterson  
Ms. Katie Peitersen  
Mr. Dan Petrov  
Mrs. Frances Phillips  
Mr. Charles E. Pitschka  
Ms. Janet Pool  
Mrs. Lisa Prosser  
Erika and Matt Ramsey  
Mr. Joel Rath  
Ms. Emily Robare  
Ms. Mari Robbenolt  
Katharine Robinson  
Mrs. Sally Rodgers  
Ms. Roberta Rosenberg  
Mrs. Megan Roth  
Mrs. Stacy Salmi  
Dr. Barbara Sanderson  
Laun and Ruth Sanderson

Ms. Charlotte Savaloja  
Mr. Dennis Scherber  
Joan Suko  
Jan Schultz  
Ms. Cathy Schutt  
Mrs. Mariana Shulstad  
Ms. Linda Siegel  
Elizabeth Simermeyer  
Mrs. Tanna Sobocinski  
Ms. Christy Spencer  
Mr. Rod Staggs and Ms. Robin Alexander-Staggs  
Ms. Andrea Stern  
Surya Sukumar  
Ms. Janet Vanderschmidt  
Mrs. Tamara Vickers  
Ms. Cathy Villas-Horns  
Anya Voxland  
David and Patty Wheeler  
Mr. Tom Willis and Mrs. Judy Saye-Willis  
Ms. Clystene Wilson  
Mr. Jay Wiltrout  
Mr. Don A. Winter  
Mrs. Pamela Wolfe



## Membership Benefits

### \$60 BASIC HOUSEHOLD MEMBERSHIP (\$55 FOR SENIORS - AGE 62+)

- 10% discount on classes for all household members
- Invitations to special exhibit openings and events
- Eligibility to enter Members' shows and exhibits
- Higher commissions on sales of member-exhibited art
- \$10 discount on membership at the Walker Art Center

### \$100 FRIEND MEMBERSHIP

- All the benefits listed above, plus a coupon for free coffee and baked good in the Café when it reopens

### \$250 SPONSOR MEMBERSHIP

- All the benefits listed above, plus a coupon for a free lunch for two in the Café when it reopens

### \$1000 PATRON MEMBERSHIP

- All the benefits listed above, plus free use of the Henrietta Murphy Room once a year

- Acknowledgment on our Patron's Plaque

All gifts of \$150 a year or more are acknowledged in *Visually Speaking* and the annual report. All donors of a cumulative total of \$1,000 or more during the year are honored on the Patron's Plaque in the main lobby.

Walker Art Center members receive a \$10 discount off a Minnetonka Center for the Arts membership. MCFTA members receive a \$10 discount off a Walker Art Center membership.

To join, renew or purchase your membership, call 952.473.7361, x. 160 or go to [minnetonkaARTS.org](http://minnetonkaARTS.org) and select **BECOME A MEMBER.**

# ARTIST SPOTLIGHT

## Julie Vogl



The world of art wasn't the original direction Julie Vogl's life was headed. With a Bachelor of Science degree from the University of Minnesota in Business, Psychology and Speech Communications, she has worn many hats. For many years she was a stay at home mom with two children, worked for years in wholesale women's apparel, served for 14 years on the board of a nonprofit that does work in South Africa and spent eight years as a hospice volunteer.

Julie began her foray into the arts with a Community Education stained glass class and evolved to make Tiffany lampshades. She developed a love for glass, its glow, hue and essence were all appealing. With plenty of glass scraps she moved on to learn to make mosaics on her own.

While working in hospice one of her hospice patients (a proficient painter) encouraged Julie to take a painting class despite her inability (at least in her mind) to draw. It was fate that she ended up at the Minnetonka Center for the Arts in Dorothy Odland's painting class. While in the class Julie shared her mosaics with Dorothy who encouraged her to enter the 2010 Arts of the Holidays Show and Sale. She has been in this show every year since. In 2015, Julie began teaching glass mosaics workshops at MCFTA. For her, teaching has been inspirational; she finds her students come up with ideas that have never occurred to her. One student used an entire 8 x 8" piece of glass for the background of her mosaic board, instead of building it from several small pieces. On top of the sheet of glass, she glued smaller pieces of glass creating a beautiful bouquet of flowers, which gave it a three-dimensional quality.

Julie loves working with textures and color. The glass can hold lines, patterns, or luminescence, and by adding trinkets,

**“ Teaching is really fun. The students are so enthusiastic and creative -they just get immersed in the art. It's happy art! ”**

such as old keys, coins, or even jewelry the mosaics become a more personal expression.

In a recent WCCO TV appearance featuring Minnetonka Center for the Arts, Julie did a mosaics demonstration. The news anchor asked her about her Mosaics class and whether students make their own designs. She responded, “Yes, this is art... everybody makes their own design... not ‘everyone makes the Stone Arch Bridge.’ Students walk in as beginners and walk out as mosaic artists. Teaching is so fun because students who are drawn to the class come in with so much excitement and creativity. It's happy art.”



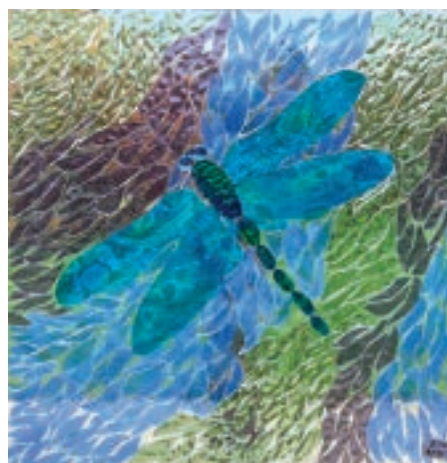
Over the last 16 years, Julie's work has become more sophisticated. “I love the serving trays – it's functional art, whether practical or for display, they're all a statement in themselves. I've made commission pieces for wedding gifts and special orders for those who want a unique design sometimes incorporating their own beads or coins from a trip.”

Julie has a workshop in her Wisconsin Lake home – there she cranks up the music and gets lost in imagination and the surrounding nature. “Most of my work is geometric, but turtles, fish, frogs and dragonflies inspire me as well. You'll see a lot of that in my work. I get immersed in creativity with the colors being so uplifting.”

Julie is also influenced by her connection to South Africa where she traveled eight times

with a delegation doing work there. The people, the art and culture hold a special place in her heart.


When asked what advice she would give to her younger self, Julie replied, “Start sooner. If you're inspired, do it. I encourage people take any class. They're all interesting so try a variety and see what fits you. The Minnetonka Center for the Arts is such an amazing place; the energy, the people, the creativity are inspirational.” It's one of Julie's happy places. In addition to teaching mosaics at the Arts Center, she is a volunteer for the Arts of the Holidays Show and Sale. Julie's art can be found at the MCFTA retail shop and Everett and Charlie in Linden Hills, Minneapolis. She lives in Southwest Minneapolis with her husband, and they travel frequently to California to visit their children and families, including four grandchildren.



# Summer 2024 Class Schedule

AFFILIATED ARTS	PAGE	ARTIST-INSTRUCTOR	SUMMER I	SUMMER II	TIME	MON	TUE	WED	THU	FRI	SAT
<b>NEW!</b> Calligraphy - An Introduction	8	McKee	D43824		9:00 AM - 12:00 PM			•			
CERAMICS	PAGE	ARTIST-INSTRUCTOR	SUMMER I	SUMMER II	TIME	MON	TUE	WED	THU	FRI	SAT
Introductory to Advanced Studio Lab AM	8	Allgood	F90324	G90324	9:30 AM - 12:30 PM	•					
Introductory to Advanced Studio Lab PM	8	Allgood	F91224	G91224	1:00 PM - 4:00 PM	•					
Pottery in the Making	8	Persell	F90524		9:30 AM - 12:30 PM		•				
Beginning/Intermediate Pottery [CORE CLASS]	8	Persell	F90024		6:00 PM - 9:00 PM		•				
The Hand and the Wheel	8	Rivera	F91024	G91024	9:30 AM - 12:30 PM			•			
Ceramic Sculpture AM	8	Catt	F94424		9:30 AM - 12:30 PM			•			
Ceramic Sculpture PM	9	Catt	F94124		1:00 PM - 4:00 PM			•			
Exploring Clay	9	Persell	F90624		9:30 AM - 12:30 PM				•		
Summer Made of Clay	9	Miller		G97624	6:00 PM - 9:00 PM				•		
Beginning/Intermediate Ceramics [CORE CLASS]	9	Benn	F92224	G92224	9:30 AM - 12:30 PM					•	
Stoneware and Porcelain	9	Faculty	F91824	G91824	9:30 AM - 12:30 PM						•
DRAWING	PAGE	ARTIST-INSTRUCTOR	SUMMER I	SUMMER II	TIME	MON	TUE	WED	THU	FRI	SAT
Summer Drawing Studio [CORE CLASS]	10	Nitzberg	F41324	G41324	1:00 PM - 4:00 PM	•					
Figure/Life Drawing	10	Gillis	F45624	G45624	1:00 PM - 4:00 PM			•			
FIBER ARTS	PAGE	ARTIST-INSTRUCTOR	SUMMER I	SUMMER II	TIME	MON	TUE	WED	THU	FRI	SAT
Tapestry Design and Weaving	10	Bestler		G70524	9:30 AM - 12:30 PM		•				
Warp Painting for Weavers	10	Bestler		G72224	10:00 AM - 2:00 PM				•	•	
JEWELRY	PAGE	ARTIST-INSTRUCTOR	SUMMER I	SUMMER II	TIME	MON	TUE	WED	THU	FRI	SAT
Intermediate Jewelry Design	11	Sandweiss	F85724	G85724	9:00 AM - 12:00 PM	•					
Beginning Silversmithing and Jewelry Design [CORE CLASS]	11	Sandweiss	F83424	G83424	12:30 PM - 3:30 PM	•					
<b>NEW!</b> Creative Pins and Brooches	11	Sandweiss	F85124		6:00 PM - 9:00 PM		•				
PAINTING	PAGE	ARTIST-INSTRUCTOR	SUMMER I	SUMMER II	TIME	MON	TUE	WED	THU	FRI	SAT
 Abstract Painting	12	Neuse	F49724	G49724	9:00 AM - 12:00 PM	•					
Intermediate/Advanced Painting Studio	12	Odland	F41424	G41424	9:30 AM - 12:30 PM		•				
Pastel Landscape [CORE CLASS]	12	Weeks	F47524		9:30 AM - 12:30 PM		•				
 Watercolor: Savoring Summer	12	Connolly	F43124	G43124	9:30 AM - 12:30 PM		•				
 Beginning/Intermediate Painting Studio [CORE CLASS]	12	Odland	F41524	G41524	1:00 PM - 4:00 PM		•				
 Botanical Art: Early Summer Garden	12	Creger	F44324		1:00 PM - 4:00 PM		•				
 Botanical Art: Late Summer Garden	12	Creger		G44324	1:00 PM - 4:00 PM		•				
Painting Abstract Landscapes	12	Neuse	F49824	G49824	6:00 PM - 9:00 PM		•				
Portraiture: Painting in the Classical Tradition	12	Weisensel	F47024	G47024	6:00 PM - 9:00 PM		•				
 Watercolor I & II: Working from Photos	13	Hutchinson	F42524	G42524	9:30 AM - 12:30 PM			•			
Painting Refresher Course	13	Lidfors	F40324	G40324	1:00 PM - 4:00 PM			•			
Plein Air Painting	13	Copeland	F46224	G46224	1:00 PM - 4:00 PM			•			
 Watercolor Studio: Refining Skills	13	Hutchinson		G43324	1:00 PM - 4:00 PM			•			
 Watercolor Foundations [CORE CLASS]	13	Weeks	F42024		9:30 AM - 12:30 PM				•		
PHOTOGRAPHY	PAGE	ARTIST-INSTRUCTOR	SUMMER I	SUMMER II	TIME	MON	TUE	WED	THU	FRI	SAT
<b>NEW!</b> Expressive Photographs	14	Lamoreux	F61424		9:30 AM - 12:30 PM			•			
SCULPTURE	PAGE	ARTIST-INSTRUCTOR	SUMMER I	SUMMER II	TIME	MON	TUE	WED	THU	FRI	SAT
Stone Carving Beginning/Intermediate [CORE CLASS]	14	Picos		G82924	12:30 PM - 3:30 PM				•		
WORKSHOPS FOR ADULTS	PAGE	ARTIST-INSTRUCTOR	SUMMER I	SUMMER II	TIME	MON	TUE	WED	THU	FRI	SAT
Glass Mosaics	15	Vogl	F969W24		9:30 AM - 12:30 PM			6/19, 6/26			
<b>NEW!</b> ICM and ME Photography	15	Lamoreux	F608W24		1:00 PM - 9:30 PM			6/19-7/10			
<b>NEW!</b> First Steps: Translating a Photo into a Painting	15	Weisensel	F478W24		9:30 AM - 3:30 PM						6/22
<b>NEW!</b> Flora Safari: Photographing Flowers and Plants	15	Lamoreux	F612W24		9:00 AM - 1:00 PM						6/22
Drawn to Color: Drawing with Colored Pencils	15	Lauber-Westover	F472W24		9:00 AM - 12:00 PM	6/24					6/28
Getting a Grip on Handles	15	Speer	F923W24		1:00 PM - 4:00 PM						6/28
<b>NEW!</b> Painting Skies	15	Kluever	F488W24		6:00 PM - 9:00 PM		7/9				
Freeing Abstraction!	15	Castro	F430W24		9:30 AM - 4:00 PM			7/10			
<b>NEW!</b> Spinner Ring Workshop	15	Sandweiss	F853W24		9:30 AM - 3:30 PM			7/10			
The Glory of Summer: Flower Arranging	16	Tischler	F319W24		6:30 PM - 8:00 PM				7/11		
Awakening Creativity	16	Humiston	F411W24		9:30 AM - 12:30 PM						7/13
 Adventures in Watermedia	16	Hutchinson	F435W24		9:00 AM - 4:00 PM				7/18		
Glazing Workshop: Working with Wax	16	Allgood		G922W24	1:00 PM - 4:00 PM						7/19
Inkle Loom Weaving	16	Bestler		G718W24	9:30 AM - 12:30 PM			7/24-8/7			
Learn to Paint from the Masters	16	Kluever		G480W24	6:00 PM - 9:00 PM		7/30-8/13				
Crafting an Image: From Plein Air to Studio	16	Copeland		G460W24	1:00 PM - 4:00 PM			8/7-8/21			
Folk Art Hooked Mug Mat	16	Lausen		G735W24	9:30 AM - 3:30 PM				8/8		
Portrait Drawing Deconstructed	16	Weisensel		G476W24	9:30 AM - 12:30 PM						8/10, 8/17
Freeing Abstraction!	16	Castro		G430W24	1:00 PM - 4:00 PM			8/14			
MULTIGENERATIONAL	PAGE	ARTIST-INSTRUCTOR	SUMMER I	SUMMER II	TIME	MON	TUE	WED	THU	FRI	SAT
Stone Carving Studio	17	Picos	F08224	G08224	10:00 AM - 12:00 PM						•
<b>NEW!</b> Folding Paper: Origami Boxes	17	Sheridan	F736W24		9:30 AM - 12:30 PM	6/24					
<b>NEW!</b> Gorgeous Glass Mobiles and Wind Chimes	17	Petron	F053W24		1:00 PM - 4:00 PM					6/28	
<b>NEW!</b> Folding Paper: Origami Flowers	17	Sheridan	F737W24		9:30 AM - 12:30 PM			7/10			
<b>NEW!</b> Folding Paper: Painted Butterflies or Boats Mobile	16	Sheridan	F739W24		9:30 AM - 12:30 PM						6/29
<b>NEW!</b> Folding Paper: Painted Butterflies or Boats Mobile	16	Sheridan		G739W24	1:00 PM - 4:00 PM				7/25		
Saori Weaving Workshop - Multi-generational	17	O'Brien		G727W24	10:00 AM - 4:00 PM					8/16	

See page 18 for Artist-Instructor bios

 Watch for this symbol throughout this catalog for watercolor options!

# summer arts camp 2024 at a glance

WEEK 1 JUNE 10-14	Group A: Ages 5-6		Group B: Ages 7-9		Group C: Ages 10-12		Group D: Ages 13-15	
	9 a.m. - Noon	1 - 4 p.m.	9 a.m. - Noon	1 - 4 p.m.	9 a.m. - Noon	1 - 4 p.m.	9 a.m. - Noon	1 - 4 p.m.
MON-FRI	Learn about our instructors at <a href="http://minnetonkaARTS.org/about-us/artist-instructors">minnetonkaARTS.org/about-us/artist-instructors</a>		B200AM24 Fun with Fonts	B200PM24 Mixed-Media Art	C300AM24 Nature Designs	C300PM24 Fantastic Art	D400AM24 Paint Expressions (Abstract) <b>C+D</b>	D400PM24 Drawing Studio
WEEK 2 JUNE 17-21	Group A: Ages 5-6		Group B: Ages 7-9		Group C: Ages 10-12		Group D: Ages 13-15	
	9 a.m. - Noon	1 - 4 p.m.	9 a.m. - Noon	1 - 4 p.m.	9 a.m. - Noon	1 - 4 p.m.	9 a.m. - Noon	1 - 4 p.m.
MON-FRI			B201AM24 Animal Comics	B201PM24 Artist's Palette	C301AM23 Mixed Media Treasures	C301PM23 Sew What? Applique	D401AM24 Portraits to Posters	D401PM24 Art is for Everybody
WEEK 3 JUNE 24-28	Group A: Ages 5-6		Group B: Ages 7-9		Group C: Ages 10-12		Group D: Ages 13-15	
	9 a.m. - Noon	1 - 4 p.m.	9 a.m. - Noon	1 - 4 p.m.	9 a.m. - Noon	1 - 4 p.m.	9 a.m. - Noon	1 - 4 p.m.
MON	A100AM24 Fun with Painting	A100PM24 Fun with Painting	B202AM24 Pottery Primer	B202PM24 Drawing Skills	C302AM24 Drawing Essentials	C302PM24 Global Pottery	D402AM24 Impressionist Landscape Painting	D402PM24 Stone Carving <b>C+D</b>
TUE	A101AM24 Drawing to Painting	A101PM24 Drawing to Painting						
WED	A102AM24 Collage 2D - 3D	A102PM24 Collage 2D - 3D						
THU	A103AM24 Black & White	A103PM24 Black & White						
FRI	A104AM24 The Little Mermaid	A104PM24 Willy Wonka & the Chocolate Factory						
WEEK 4 JULY 1-3	Group A: Ages 5-6		Group B: Ages 7-9		Group C: Ages 10-12		Group D: Ages 13-15	
	9 a.m. - Noon	1 - 4 p.m.	9 a.m. - Noon	1 - 4 p.m.	9 a.m. - Noon	1 - 4 p.m.	9 a.m. - Noon	1 - 4 p.m.
MON			Sampler FS01AM24 Color Lab <b>B+C</b>	Sampler FS01PM24 Fidget Widgets <b>B+C</b>	Sampler FS01AM24 Color Lab <b>B+C</b>	Sampler FS01PM24 Fidget Widgets <b>B+C</b>		
TUES			Sampler FS02AM24 Acrylic Horizons <b>B+C</b>	Sampler FS02PM24 Mosaic Art <b>B+C</b>	Sampler FS02AM24 Acrylic Horizons <b>B+C</b>	Sampler FS02PM24 Mosaic Art <b>B+C</b>		
WED			Sampler FS03AM24 Aquarium/Terrarium <b>B+C</b>	Sampler FS03PM24 Print Patterns <b>B+C</b>	Sampler FS03AM24 Aquarium/Terrarium <b>B+C</b>	Sampler FS03PM24 Print Patterns <b>B+C</b>		
THU	<b>NO CAMP — Due to the July 4th Holiday</b>							
FRI	<b>NO CAMP — Due to the July 4th Holiday</b>							
WEEK 5 JULY 8-12	Group A: Ages 5-6		Group B: Ages 7-9		Group C: Ages 10-12		Group D: Ages 13-15	
	9 a.m. - Noon	1 - 4 p.m.	9 a.m. - Noon	1 - 4 p.m.	9 a.m. - Noon	1 - 4 p.m.	9 a.m. - Noon	1 - 4 p.m.
MON-FRI			B203AM24 Backyard Birds	B203PM24 Pop Art Play	C303AM24 Collage It!	C303PM24 Ceramics - Wheel & Hand <i>(10 DAYS) Week 1</i>	D403AM24 Mesoamerican Pottery <b>C+D</b>	D403PM24 Thrift Thread Makeover <b>C+D</b>
WEEK 6 JULY 15-19	Group A: Ages 5-6		Group B: Ages 7-9		Group C: Ages 10-12		Group D: Ages 13-15	
	9 a.m. - Noon	1 - 4 p.m.	9 a.m. - Noon	1 - 4 p.m.	9 a.m. - Noon	1 - 4 p.m.	9 a.m. - Noon	1 - 4 p.m.
MON-FRI			B204AM24 Forest Friends (Clay)	B204PM24 Fidget Widgets	C304AM24 Print & Paint Paradise	C303PM24 Ceramics - Wheel & Hand <i>(10 DAYS) Week 2</i>	D404AM24 Living in Color <b>C+D</b>	D404PM24 Textile Tech: Wearable Art
WEEK 7 JULY 22-26	Group A: Ages 5-6		Group B: Ages 7-9		Group C: Ages 10-12		Group D: Ages 13-15	
	9 a.m. - Noon	1 - 4 p.m.	9 a.m. - Noon	1 - 4 p.m.	9 a.m. - Noon	1 - 4 p.m.	9 a.m. - Noon	1 - 4 p.m.
MON	A105AM24 Drawing Day Rumpus	A105PM24 Drawing Day Rumpus	B205AM24 Clay Contraptions	B205PM24 Drawing Skills	C305AM24 Watercolor Scenes	C305PM24 Snapshot Photos <b>C+D</b>	D405AM24 Paint Expressions (Nature) <b>C+D</b>	D405PM24 Dining in Style <b>C+D</b>
TUE	A106AM24 Comic Arts	A106PM24 Comic Arts						
WED	A107AM24 Tricks and Sticks	A107PM24 Tricks and Sticks						
THU	A108AM24 Big & Small	A108PM24 Big & Small						
FRI	A109AM23 Encanto	A109PM4 Beauty and the Beast						
WEEK 8 JULY 29- AUG 2	Group A: Ages 5-6		Group B: Ages 7-9		Group C: Ages 10-12		Group D: Ages 13-15	
	9 a.m. - Noon	1 - 4 p.m.	9 a.m. - Noon	1 - 4 p.m.	9 a.m. - Noon	1 - 4 p.m.	9 a.m. - Noon	1 - 4 p.m.
MON-FRI			B206AM24 Watercolor Fun	B206PM24 Building Worlds	C306AM24 Sculpt It!	C306PM24 Sunflower Power Mural <b>C+D</b>	D406AM24 Art Explorations <b>C+D</b>	D406PM24 Stone Carving <b>C+D</b>
WEEK 9 AUG 5-9	Group A: Ages 5-6		Group B: Ages 7-9		Group C: Ages 10-12		Group D: Ages 13-15	
	9 a.m. - Noon	1 - 4 p.m.	9 a.m. - Noon	1 - 4 p.m.	9 a.m. - Noon	1 - 4 p.m.	9 a.m. - Noon	1 - 4 p.m.
MON	A110AM24 Collage Craze	A110PM24 Collage Craze	B207AM24 Fantasy Architecture	B207PM24 Character Creation	C307AM24 Sewing Basics	C307PM24 Inspired Illustrations	D407AM24 Artists, Architects & Engineers	D407PM24 Simple Screen Printing
TUE	A111AM24 Drawing and Washes	A111PM24 Drawing and Washes						
WED	A112AM24 3D: Found Objects	A112PM24 3D: Found Objects						
THU	A113AM24 Japanese Style	A113PM24 Japanese Style						
FRI	A114AM24 Shrek	A114PM24 My Neighbor						
WEEK 10 AUG 12-16	Group A: Ages 5-6		Group B: Ages 7-9		Group C: Ages 10-12		Group D: Ages 13-15	
	9 a.m. - Noon	1 - 4 p.m.	9 a.m. - Noon	1 - 4 p.m.	9 a.m. - Noon	1 - 4 p.m.	9 a.m. - Noon	1 - 4 p.m.
MON-FRI			B208AM24 A Painter's Palette	B208PM24 Prints & Patterns	C308AM24 Drawing to Painting	C308PM24 The Art of Weaving <b>C+D</b>	D408AM24 Mixed Media Madness	D408PM24 Painting with Acrylics
WEEK 11 AUG 19-23*	Group A: Ages 5-6		Group B: Ages 7-9		Group C: Ages 10-12		Group D: Ages 13-15	
	9 a.m. - Noon	1 - 4 p.m.	9 a.m. - Noon	1 - 4 p.m.	9 a.m. - Noon	1 - 4 p.m.	9 a.m. - Noon	1 - 4 p.m.
MON-FRI	*AM Camp meets 5 days (Aug. 19-23)		B209AM24 Art in Color		C309AM24 Special Effects		D409AM24 Graphic Novels	
MON-THU	*PM Camp meets 4 days (Aug. 19-23)			B209PM24 Art Treasures (4-day PM camp)		C309PM24 Teeny Tiny Painting (4-day PM camp) <b>C+D</b>		D409PM24 Teeny Tiny Painting (4-day PM camp) <b>C+D</b>

Visit [www.minnetonkaARTS.org](http://www.minnetonkaARTS.org) for more information

## AFFILIATED ARTS

### CALLIGRAPHY - AN INTRODUCTION

**NEW!**

Mary McKee / Skill level: ALL

Beautiful lettering is an art form, but it can also be used for personal creative projects and commercial applications to give that special touch. Students will have the opportunity to learn basic Italic, Uncials and Gothic lettering styles, to discover which style suits them best. Using a double nib marker and Parallel ink pens, students will be introduced to lettering styles, different papers and pens while learning how to train their eye to understand and create beautiful calligraphy. See suggested materials list on the website.

Enrollment limited to 14; ages 16 and up

G52924 Wednesdays, July 31 - August 21  
(4 sessions) 9 a.m. - Noon  
\$138 Members / \$153 Non-members

### Workshops

#### GLASS MOSAICS

Julie Vogl  
Skill level: ALL

Discover the art of making mosaics. Bring your creativity and learn to clip and cut glass and apply grout to your own original design. We will be working with stained glass as the primary material to create two mosaic works of art. Feel free to bring any small treasures (buttons, beads, single earrings, keys, coins) you may want to incorporate into your art (optional). Price includes \$20 materials fee.

Enrollment limited to 8; ages 16 and up

F969W24 Wednesdays, June 19 - 26  
(2 sessions) 9 a.m. - 12:30 p.m.  
\$137 Members / \$150 Non-members

### Workshops

#### THE GLORY OF SUMMER: FLOWER ARRANGING

Lynne Tischler  
Skill level: ALL

Celebrate summer's beauty and create a fresh floral design to share or keep. Lynne will share her award-winning floral design skills with you in this relaxing veening workshop. You'll leave with some new tips for making arrangements, and your creativity will be stirred to do more. Bring one or two vases, one shorter (about 6") and one medium height (about 9"), and garden shears or hand pruner. Price includes \$25 materials fee.

Enrollment limited to 12; ages 16 and up

F319W24 Thursday, July 11  
(1 session) 6:30 - 8 p.m.  
\$70 Members / \$75 Non-members

#### AWAKENING CREATIVITY

Julie Humiston / Skill level: AB, I, AD

Are you so caught up in trying to make something that you've forgotten to nurture the sense of creativity that makes art-making possible? Enjoy what you're doing, but curious about how to expand your practice? Or has it been a while since your last creative endeavor, and you need to warm up before jumping back in? We'll do a number of creative exercises designed to enhance artistic thinking and esthetic problem-solving, using a journal that you can keep for inspiration and reference. Although these exercises will be a useful reference and may inspire future works, the emphasis will be on the creative experience rather than on creating finished pieces. See suggested materials list on the website.

Enrollment limited to 15; ages 16 and up

F411W24 Saturday, July 13  
(1 session) 9:30 a.m. - 12:30 p.m.  
\$41 Members / \$46 Non-members

## CERAMICS

### INTRODUCTORY TO ADVANCED STUDIO LAB AM

Clarice Allgood  
Skill level: ALL

This course, open to all skill levels, covers basic throwing and handbuilding techniques for beginners to more advanced assemblage, subtraction and alteration on and off the wheel. Instruction on glazing, wax and other surface treatments for finishing work will be available. Individualized instruction, demonstrations and discussions will reflect the specific interests of students. Students may choose to work with suggested projects or may prefer to develop their ideas individually. Bring a towel and a small (gallon or less) bucket for water. Tools and clay can be purchased in MCFTA's retail shop.

Enrollment limited to 15; ages 16 and up

F90324 Mondays, June 17 - July 15  
(5 sessions) 9:30 a.m. - 12:30 p.m.  
\$207 Members / \$230 Non-members

G90324 Mondays, July 22 - August 19  
(5 sessions) 9:30 a.m. - 12:30 p.m.  
\$207 Members / \$230 Non-members

### INTRODUCTORY TO ADVANCED STUDIO LAB PM

Clarice Allgood  
Skill level: ALL

This course, open to all skill levels, covers basic throwing and handbuilding techniques for beginners to more advanced assemblage, subtraction and alteration on and off the wheel. Instruction on glazing, wax and other surface treatments for finishing work will be available. Individualized instruction, demonstrations and discussions will reflect the specific interests of students. Students may choose to work with suggested projects or may prefer to develop their ideas individually. Bring a towel and a small (gallon or less) bucket for water. Tools and clay can be purchased in MCFTA's retail shop.

Enrollment limited to 15; ages 16 and up

F91224 Mondays, June 17 - July 15  
(5 sessions) 1 - 4 p.m.  
\$207 Members / \$230 Non-members

G91224 Mondays, July 22 - August 19  
(5 sessions) 1 - 4 p.m.  
\$207 Members / \$230 Non-members

### POTTERY IN THE MAKING

Lee Persell  
Skill level: ALL

Expand your skills on the potter's wheel and/or handbuilding through demonstrations, discussions, critiques and an exploration into the art of glazing. High-fire, raku, and soda firing will be explored. Bring a towel and a small (gallon or less) bucket for water. Tools and clay can be purchased in MCFTA's retail shop.

Enrollment limited to 15; ages 15 and up

F90524 Tuesdays, June 25 - August 13  
(8 sessions) 9:30 a.m. - 12:30 p.m.  
\$330 Members / \$367 Non-members

[CORE CLASS]

### BEGINNING/INTERMEDIATE POTTERY

Lee Persell  
Skill level: ALL

This class is for beginners and advanced potters alike. Beginners will be introduced to the potter's wheel as well as handbuilding. Experienced students will work with the instructor to develop their own projects. High-fire, raku and soda firing will be explored. Bring a towel and a small (gallon or less) bucket for water. Tools and clay can be purchased in MCFTA's retail shop.

Enrollment limited to 15; ages 15 and up

F90024 Tuesdays, June 25 - August 13  
(8 sessions) 6 - 9 p.m.  
\$330 Members / \$367 Non-members

### THE HAND AND THE WHEEL

Andrew Rivera  
Skill level: ALL

Explore the possibilities of clay as an expression of hospitality and tradition as you learn to create functional ceramics for use in your home. Throwing and hand-building techniques will be presented, along with techniques for enriching your creations with slip decoration and glazing. A variety of clays and firing methods will be available for your projects. Bring a towel and a small (gallon or less) bucket for water. Tools and clay can be purchased in MCFTA's retail shop.

Enrollment limited to 15; ages 16 and up

F91024 Wednesdays, June 19 - July 17  
(5 sessions) 9:30 a.m. - 12:30 p.m.  
\$207 Members / \$230 Non-members

G91024 Wednesdays, July 24 - August 21  
(5 sessions) 9:30 a.m. - 12:30 p.m.  
\$207 Members / \$230 Non-members

### CERAMIC SCULPTURE AM

Krissy Catt  
Skill level: AB, I, AD

In this off-the-wheel class, students create a wide variety of projects ranging from figurative work (animals and human) to realistic or abstract forms, to clay totems, and more. You will learn proper interior structure for a sculpture made of clay and have fun with surface design and textures. It's important that you come to the first class with an idea, sketch or image of the project you intend to create, so our studio time can be used to complete it. Bring a towel and a small (gallon or less) bucket for water. Tools and clay can be purchased in MCFTA's retail shop.

Enrollment limited to 12; ages 16 and up

F94424 Wednesdays, June 26 - August 14  
(8 sessions) 9:30 a.m. - 12:30 p.m.  
\$330 Members / \$367 Non-members

### Note to all ceramics students:

Do you have a stain or glaze you'd like to try? Please be sure to ask the ceramics studio manager, Lee Persell, if the product (clay, stain, glaze, wax, etc.) can be used safely in the studio.

UNCIALS

italics

Gothic

Calligraphy



# CERAMICS

## CERAMIC SCULPTURE PM

Krissy Catt  
Skill level: AB, I, AD

In this off-the-wheel class, students create a wide variety of projects ranging from figurative work (animals and human) to realistic or abstract forms, to clay totems, and more. You will learn proper interior structure for a sculpture made of clay and have fun with surface design and textures. It's important that you come to the first class with an idea, sketch or image of the project you intend to create, so our studio time can be used to complete it. Bring a towel and a small (gallon or less) bucket for water. Tools and clay can be purchased in MCFTA's retail shop.

Enrollment limited to 12; ages 16 and up

F94124 Wednesdays, June 26 - August 14  
(8 sessions) 1 - 4 p.m.  
\$330 Members / \$367 Non-members

## EXPLORING CLAY

Lee Persell  
Skill level: ALL

This class is for beginners and advanced potters alike. Beginners will be introduced to the potter's wheel as well as handbuilding. Experienced students will work with the instructor to develop their own projects. High-fire, raku and soda firing will be explored. Bring a towel and a small (gallon or less) bucket for water. Tools and clay can be purchased in MCFTA's retail shop.

Enrollment limited to 15; ages 15 and up

F90624 Thursdays, June 27 - August 22  
(8 sessions) 9:30 a.m. - 12:30 p.m.  
No class on July 4  
\$330 Members / \$367 Non-members

## SUMMER MADE OF CLAY

Ernest Miller  
Skill level: ALL

Clay can be everyday functional as well as a material to illustrate sculptural ideas. In this class, students will be wheel-throwing functional cups and teapots as well as large vessels such as vases and planters. There will be plenty of demonstrations for the beginning potter while encouraging independent idea exploration for the more experienced. Students will finish their work in a high-fire reduction kiln. Bring a towel and a small (gallon or less) bucket for water. Tools and clay can be purchased in MCFTA's retail shop.

Enrollment limited to 15; ages 14 and up

G97624 Thursdays, July 11 - August 22  
(7 sessions) 6 - 9 p.m.  
\$290 Members / \$322 Non-members

[CORE CLASS]

## BEGINNING/INTERMEDIATE CERAMICS

Bradley Benn  
Skill level: B, AB, I

Learn to throw, develop your throwing skills as a potter, and learn handbuilding techniques in this class, open to beginning and intermediate students. A variety of projects and new ideas will be presented, with time available for individualized instruction. Bring a towel and a small (gallon or less) bucket for water. Clay and tools may be purchased in MCFTA's retail shop.

Enrollment limited to 15; ages 16 and up

F92224 Fridays, June 21 - July 19  
(4 sessions) 9:30 a.m. - 12:30 p.m.  
No class on July 5  
\$166 Members / \$184 Non-members

G92224 Fridays, July 26 - August 16  
(4 sessions) 9:30 a.m. - 12:30 p.m.  
\$166 Members / \$184 Non-members

## STONEWARE AND PORCELAIN

Art Center Faculty  
Skill level: ALL

Beginners learn the basics of working with stoneware or porcelain on the potter's wheel while intermediate and advanced students expand their skills. Handbuilding projects will be presented. Class includes demos, critiques and an opportunity to try raku-firing techniques. Bring a towel and a small (gallon or less) bucket for water. Tools and clay can be purchased in MCFTA's retail shop.

Enrollment limited to 15; ages 16 and up

F91824 Saturdays, June 22 - July 20  
(4 sessions) 9:30 a.m. - 12:30 p.m.  
No class on July 6  
\$166 Members / \$184 Non-members

G91824 Saturdays, July 27 - August 17  
(4 sessions) 9:30 a.m. - 12:30 p.m.  
\$166 Members / \$184 Non-members

## Workshops

### GETTING A GRIP ON HANDLES

Anastasia Speer  
Skill level: AB, I

Add dimension and functionality to your work by getting better at making handles! Get better faster by making many all at once and trying different styles in this afternoon workshop. Something you're currently avoiding could become your new favorite feature! While we're at it, we'll try some knobs, too - both wheel thrown and hand built. Bring your clay and a couple of leather-hard cylinders or slabs to work on.

Enrollment limited to 12; ages 16 and up

F923W24 Friday, June 28  
(1 session) 1 - 4 p.m.  
\$50 Members / \$56 Non-members

### GLAZING WORKSHOP: WORKING WITH WAX

Clarice Allgood  
Skill level: ALL

If you don't like working with wax, you're just not doing it right! Learn how to make the most of this useful glazing material to take your work to a new level. Pick up techniques, application tips and design ideas; we'll also discuss how to choose the glazes and clay bodies that will make the most of your efforts. Bring some test tiles (no bigger than 4" square) and small cups or cylinders - some bisque and some greenware - in your current clay body.

Enrollment limited to 12; ages 16 and up

G922W24 Friday, July 19  
(1 session) 1 - 4 p.m.  
\$55 Members / \$61 Non-members



Ceramic Sculpture by Krissy Catt

### Attention new ceramics students:

Bring a towel and wear clothes that can get muddy. Clay and tools are available for purchase at the Art Center. Your instructor will show you what you need at your first class. These materials are not included in the class price unless stated otherwise. Firing fees are extra and paid for as needed and are based on the size of the finished piece.

### WANT TO TEACH AT THE ART CENTER?

Are you an Artist/Instructor looking for a place to share and develop your talent? MCFTA is always interested in proposals for series classes or workshops, whether in a discipline we currently offer, or something new. If your art-making career is at a stage where sharing your passion with others is the next step for you, contact Bob Bowman at [bbowman@minnetonkaarts.org](mailto:bbowman@minnetonkaarts.org) for adult programming or Ruth Mason at [rmason@minnetonkaarts.org](mailto:rmason@minnetonkaarts.org) for children and youth programming. (If you know you're ready to teach, but aren't sure exactly what form your class would take, we can help you figure out where your skills would fit into our program best.)

## DRAWING

[CORE CLASS]

### SUMMER DRAWING STUDIO

**Kevan Nitzberg**

**Skill level: B, AB, I**

Drawing is the basis of many forms of art as well as a satisfying end in itself. Learning to observe and capture a subject on paper opens us to new ways of seeing the world, and it's a skill that can be learned by anyone. Begin or refresh your drawing practice with a new subject each week and different media to experiment with along the way. We'll work from objects and still life set-ups as well as landscape imagery and an excursion into the figure, with class discussions and individual attention to focus your artistic development. See materials list on the website.

**Enrollment limited to 15; ages 16 and up**

**F41324** Mondays, June 17 - July 15  
(5 sessions) 1 - 4 p.m.  
\$173 Members / \$192 Non-members

**G41324** Mondays, July 22 - August 19  
(5 sessions) 1 - 4 p.m.  
\$173 Members / \$192 Non-members

### FIGURE/LIFE DRAWING

**Louise Gillis**


**Skill level: AB, I, D**

Draw from the model and learn the methods of the old masters. The first half of class will consist of short poses to seize the figure quickly and to capture the rhythmic action of the pose. The second half of the class will be a sustained pose carried on in the remaining classes. This gives students the opportunity to learn how to finish a drawing; incorporating form, anatomy, beauty of line and "sculpting" the body from within. See materials list on website. Model fee extra, based on number of students (\$95 or less for the 4-week session, \$120 or less for the 5-week).

**Enrollment limited to 12; ages 18 and up**

**F45624** Wednesdays, June 19 - July 17  
(4 sessions) 1 - 4 p.m.  
No class on July 3  
\$138 Members / \$153 Non-members

**G45624** Wednesdays, July 24 - August 21  
(5 sessions) 1 - 4 p.m.  
\$173 Members / \$192 Non-members



Figure/Life by Louise Gillis

## Workshops

### DRAWN TO COLOR: DRAWING WITH COLORED PENCILS

**Bonnie Lauber-Westover**

**Skill level: ALL**

Take your drawings to a new level with color! Learn the colored pencil techniques that create deep, luminous color. First, we'll learn to achieve brilliant effects with colored pencils. Then you'll use these skills to create a still life with bold hues and an evocative sense of atmosphere. Along the way, we'll discuss composition, color selection, and layering techniques to bring out the full potential of this versatile and accessible medium. See materials list on the website.

**Enrollment limited to 12; ages 16 and up**

**F472W24** Monday & Friday, June 24, 28  
(2 sessions) 9 a.m. - Noon  
\$83 Members / \$92 Non-members

### PORTRAIT DRAWING DECONSTRUCTED

**Sophia Weisensel**

**Skill level: AB, I, AD**

Improving your ability to capture a likeness opens up new possibilities for your work! Spend a day learning to see, analyze, and render the shapes that make up the human face. Working from photo references, we'll discuss anatomy, composition, lighting, and technique as well as capturing the psychological interest inherent in portraiture. Bring your drawing materials and papers, or see suggested materials list on the website.

**Enrollment limited to 12; ages 16 and up**

**G476W24** Saturdays, August 10 - 17  
(2 sessions) 9:30 a.m. - 12:30 p.m.  
\$83 Members / \$92 Non-members

### The other side of the easel:

Interested in modeling for a figure drawing (nude) or portrait drawing (clothed) class? Contact [bbowman@minnetonkaarts.org](mailto:bbowman@minnetonkaarts.org) for details.

## FIBER ARTS

### TAPESTRY DESIGN AND WEAVING

**Traudi Bestler**

**Skill level: ALL**

Weaving tapestry is like playing with crayons on a sheet of paper, except we use colorful yarns to make designs. This class is open to people with no prior weaving experience as well as continuing students who would like to develop their skills. Beginning students will learn to set up a simple frame loom, then weave a small tapestry using materials provided by the instructor. Intermediate students will study tapestry design, color blending and woven joins while creating their tapestry. The loom goes home with you, ready to make more fiber art. Students will leave class with an original 8" x 10" tapestry and the knowledge to create more small fiber artworks. Materials fee of \$20 due at first class for first-time weavers; all materials included for continuing students who bring their own loom.

**Enrollment limited to 12; ages 16 and up**

**G70524** Tuesdays, July 23 - August 13  
(4 sessions) 9:30 a.m. - 12:30 p.m.  
\$148 Members / \$163 Non-members

### WARP PAINTING FOR WEAVERS

**Traudi Bestler**

**Skill level: AB**

Taking inspiration from the colors in nature, students will learn to use fiber reactive dyes to add color and design to their warps and weave a one of a kind scarf. In the first class, students will make a warp and do the dyeing. Weaving will begin the next week with a loom warping refresher and proceed to lessons on choosing colors and weave structures. This class is open to rigid heddle and floor loom weavers who have had a beginning weaving class. Floor loom weavers will use Art Center looms; rigid heddle weavers will need to bring their looms in good working order and a 12 or 15 epi heddle. Price includes materials fee of \$28. **NOTE:** Class meets Friday, 7/25, 10 am - 2 pm and the following three Thursdays: 9:30 - 12:30.

**Enrollment limited to 12; ages 16 and up**

**G72224** Friday, July 25, 10:00 a.m. - 2:00 p.m.  
& Thursdays, July 26 - August 15  
(4 sessions) 9:30 a.m. - 12:30 p.m.  
\$177 Members / \$194 Non-members

## Workshops

### INKLE LOOM WEAVING

Traudi Bestler  
Skill level: ALL

Learn to weave narrow fabrics that can be used as belts, hatbands, guitar straps, bookmarks and trim for bags and clothing. Each week you'll learn a new technique and create your own colorful designs. Open to people with no prior weaving experience as well as weavers who want to further their knowledge of inkle weaving. Students may borrow the Art Center inkle looms in between the first and third sessions with a security deposit, or bring their own loom in good working condition. Price includes \$15 materials fee.

Enrollment limited to 12; ages 16 and up

G718W24 Wednesdays, July 24 - August 7  
(3 sessions) 9:30 a.m. - 12:30 p.m.  
\$139 Members / \$153 Non-members

### FOLK ART HOOKED MUG MAT

Laurie Lausen  
Skill level: ALL

Flowers, foliage, birds... In this workshop, you'll choose a favorite image and learn the basic techniques of rug hooking while creating a small mug mat. You'll enjoy this early method of making rugs by pulling loops of wool fabric through a linen backing, and the result will be your very own design! All materials included. Bring simple design ideas or choose a template. Price includes \$25 materials fee. Bring a lunch for the half-hour break.

Enrollment limited to 12; ages 16 and up

G735W24 Thursday, August 8  
(1 session) 9:30 a.m. - 3:30 p.m.  
\$101 Members / \$109 Non-members

### SAORI WEAVING WORKSHOP - MULTI-GENERATIONAL

Chiaki O'Brien  
Skill level: ALL

Founded in Japan in 1968, Saori weaving is contemporary, free-style weaving without restrictions about what or how to weave. It emphasizes exploration, group learning, and self-expression, recognizing the difference between machines and people. In the process of creating, the maker identifies their true self. You will be guided in the basic steps to get you started, but the final form of your project will be a collaboration between you and your weaving. Your Saori loom will be prepared for you in advance, so you can begin weaving right away. All materials are provided, but if you have materials you'd like to incorporate into your project (yarn, strips of fabric, etc.) feel free to bring them. Price includes \$20 materials fee. Students ages 9 and up may register with or without an accompanying adult.

Enrollment limited to 12; ages 9 and up

G727W24 Friday, August 16  
(1 session) 10 a.m. - 1 p.m.  
\$61 Members / \$66 Non-members

## JEWELRY

### INTERMEDIATE JEWELRY DESIGN

Molly Sandweiss  
Skill level: I, AD

Expand on the skills learned in "Beginning Silversmithing and Jewelry Design" through further exploration of familiar skills and the introduction of more advanced techniques including additional stone settings, mixed media and found objects as wearable art. This class will be loosely structured to allow more time to create new pieces, practice and hone your techniques. Prerequisite: MCFTA beginning silver jewelry class or instructor permission. Price includes \$45 materials fee. Some materials provided. Project materials purchased by the student..

Enrollment limited to 12; ages 16 and up

F85724 Mondays, June 17 - July 15  
(5 sessions) 9 a.m. - Noon  
\$252 Members / \$275 Non-members  
G85724 Mondays, July 22 - August 19  
(5 sessions) 9 a.m. - Noon  
\$252 Members / \$275 Non-members

[CORE CLASS]

### BEGINNING SILVERSMITHING AND JEWELRY DESIGN

Molly Sandweiss  
Skill level: B, AB

Learn to work with silver and other metals to create fine jewelry. You'll explore metal fabrications, soldering, stone setting, cold connections, and many more techniques. You will be guided through basic techniques and can expect to complete at least one project by the end of the course. We will also discuss the essential equipment to continue work outside of the classroom. Bring a sketchbook. Price includes \$65 materials fee. Most materials provided.

Enrollment limited to 12; ages 16 and up

F83424 Mondays, June 17 - July 15  
(5 sessions) 12:30 - 3:30 p.m.  
\$272 Members / \$295 Non-members  
G83424 Mondays, July 22 - August 19  
(5 sessions) 12:30 - 3:30 p.m.  
\$272 Members / \$295 Non-members

### CREATIVE PINS AND BROOCHES

NEW!

Molly Sandweiss  
Skill level: I, AD

Not only are pins and brooches a versatile fashion accessory, they're a great piece for creative expression, with options for everyone. In this course, you'll review silversmithing fundamentals such as piercing, soldering, riveting, and polishing and learn new techniques such as pearl setting and pinback fabrication as you work towards creating both a single and a double pinback brooch. Bring a sketchbook, as there's lots of opportunity for creative design! Prerequisite: MCFTA beginning silver jewelry class, equivalent experience, or instructor permission. Price includes \$65 materials fee.

Enrollment limited to 10; ages 16 and up

F85124 Tuesdays, June 18 - July 16  
(5 sessions) 6 - 9 p.m.  
\$272 Members / \$295 Non-members

## Workshops

### SPINNER RING WORKSHOP

Molly Sandweiss  
Skill level: B, AB

NEW!

Spinner rings are a perfect beginning jewelry project, even if you have no experience in silversmithing - and the results are fun to wear! See what the possibilities are, learn the techniques, and then craft your own custom spinner ring from silver and other metals. You'll learn to measure and solder rings, stamp and texture metal, apply patinas, sand, and polish. Price includes \$45 materials fee. Bring a lunch for the half-hour break.

Enrollment limited to 8; ages 16 and up

F853W24 Wednesday, July 10  
(1 session) 9:30 a.m. - 3:30 p.m.  
\$137 Members / \$147 Non-members



Mini tapestries by Traudi Bestler



Creative Pins and Brooches by Molly Sandweiss

# PAINTING

## **W** ABSTRACT PAINTING

Jon Neuse

Skill level: ALL

This course is an exploration of abstract painting in acrylic, oil, or watercolor paints, or oil or soft pastels. The class focuses on the formal principles of art that are vital to balanced compositions. You will expand your knowledge and use of those principles as you develop your personal style. Students work at their own pace on a series of abstract paintings with friendly critiques and individual guidance. New students, please use the materials list on our website.

Enrollment limited to 15; ages 16 and up

**F49724** Mondays, June 17 - July 15  
(5 sessions) 9 a.m. - Noon  
\$173 Members / \$192 Non-members

**G49724** Mondays, July 22 - August 12  
(4 sessions) 9 a.m. - Noon  
\$138 Members / \$153 Non-members

## **W** INTERMEDIATE/ADVANCED PAINTING STUDIO

Dorothy Odland

Skill level: I, AD

Understand more about the process of making art and developing personal style using oil, acrylic or watercolor. Work at your own pace with individual instruction in this open studio format class. Bring paints, brushes and painting surface to the first class.

Enrollment limited to 15; ages 16 and up

**F41424** Tuesdays, June 18 - July 16  
(5 sessions) 9:30 a.m. - 12:30 p.m.  
\$173 Members / \$192 Non-members

**G41424** Tuesdays, July 23 - August 20  
(5 sessions) 9:30 a.m. - 12:30 p.m.  
\$173 Members / \$192 Non-members



Plein Air Painting by Christopher Copeland

[CORE CLASS]

## PASTEL LANDSCAPE

Arthur Weeks

Skill level: AB, I, AD

The focus of this class is to understand pastels and help you find, trust and enrich your own artistic voice through this wonderful medium. Study the techniques of master artists to learn how value, composition, style and color turn into great works of art. Discover the luminosity of this pure pigment and capture the spirit of pastels. Learn how quickly you can lay down a sketch – a major benefit of the pastel medium! A materials list is on our website.

Enrollment limited to 15; ages 16 and up

**F47524** Tuesdays, June 18 - July 16  
(5 sessions) 9:30 a.m. - 12:30 p.m.  
\$173 Members / \$192 Non-members

## **W** WATERCOLOR: SAVORING SUMMER

Coco Connolly

Skill level: B, AB, I

We'll focus on small, quiet subjects easily overlooked - subjects that lend themselves perfectly to the stillness and concentration of watercolor rendering! Collecting a few samples to work from each week – leaves, seeds, flowers, and other offerings of the growing season – we'll discuss and experiment with composition, then compose and paint still lifes that emphasize the quiet qualities that observation reveals when we slow down and look. Work with your watercolor materials or see the materials list on the website for suggestions..

Enrollment limited to 15; ages 16 and up

**F43124** Tuesdays, June 18 - July 16?  
(5 sessions) 9:30 a.m. - 12:30 p.m.  
\$173 Members / \$192 Non-members

**G43124** Tuesdays, July 23 - August 20  
(5 sessions) 9:30 a.m. - 12:30 p.m.  
\$173 Members / \$192 Non-members

[CORE CLASS]

## **W** BEGINNING/ INTERMEDIATE PAINTING STUDIO

Dorothy Odland

Skill level: B, AB, I

Learn the basics or brush up on rusty skills. Work in oil, acrylic or watercolor to explore color and personal style. Work at your own pace with individual instruction in this open studio format class. Bring paints, brushes and painting surface to the first class.

Enrollment limited to 15; ages 16 and up

**F41524** Tuesdays, June 18 - July 16  
(5 sessions) 1 - 4 p.m.  
\$173 Members / \$192 Non-members

**G41524** Tuesdays, July 23 - August 20  
(5 sessions) 1 - 4 p.m.  
\$173 Members / \$192 Non-members

## **W** BOTANICAL ART: EARLY SUMMER GARDEN

Kathy Creger

Skill level: ALL

Learn to create accurate and artistic representations of plants and flowers, using the early summer garden as your source for inspiration and subject matter. We'll practice the careful observation and rendering of the lines, values, and textures of your subject to bring your painting to life! Bring your drawing and/or watercolor painting materials and hot-pressed paper to work on.

Enrollment limited to 15; ages 16 and up

**F44324** Tuesdays, June 18 - July 16  
(5 sessions) 1 - 4 p.m.  
\$173 Members / \$192 Non-members

## **W** BOTANICAL ART: LATE SUMMER GARDEN

Kathy Creger

Skill level: ALL

Learn to create accurate and artistic representations of plants and flowers, using the late summer garden as your source for inspiration and subject matter. We'll practice the careful observation and rendering of the lines, values, and textures of your subject to bring your painting to life! Bring your drawing and/or watercolor painting materials and hot-pressed paper to work on.

Enrollment limited to 15; ages 16 and up

**G44324** Tuesdays, July 23 - August 20  
(5 sessions) 1 - 4 p.m.  
\$173 Members / \$192 Non-members

## PAINTING ABSTRACT LANDSCAPES

Jon Neuse

Skill level: ALL

Learn how to use the beauty of landscape as inspiration for your own original abstract compositions. We'll start by making sketches and small studies offsite, and then use our studies to develop paintings back in the MCFTA studio. Develop your personal artistic style as you expand your knowledge and use of the artistic principles vital to creating successful compositions. Work at your own pace with individual instruction and group discussions to share your results as you learn. See suggested materials list on the website.

Enrollment limited to 15; ages 16 and up

**F49824** Tuesdays, June 18 - July 16  
(5 sessions) 6 - 9 p.m.  
\$173 Members / \$192 Non-members

**G49824** Tuesdays, July 23 - August 13  
(4 sessions) 6 - 9 p.m.  
\$138 Members / \$153 Non-members

## PORTRAITURE: PAINTING IN THE CLASSICAL TRADITION

Sophia Weisense

Skill level: AB, I, AD

Add faces and portraits to your repertoire of imagery! Learn to see and interpret the forms that comprise the human face, and put this to work in your paintings. We'll start by drawing, to build confidence in capturing a likeness, and move on to acrylic and oil painting. Throughout the class we'll cover composition, anatomy, traditional techniques for color mixing and glazing, as well as creating psychological interest in our work. Bring your oil or acrylic painting materials, and whatever reference photos you'd like to work from the instructor will provide some images too. See suggested materials list on the website.

Enrollment limited to 12; ages 16 and up

**F47024** Tuesdays, June 18 - July 16  
(5 sessions) 6 - 9 p.m.  
\$173 Members / \$192 Non-members

**G47024** Tuesdays, July 23 - August 20  
(5 sessions) 6 - 9 p.m.  
\$173 Members / \$192 Non-members



Newcomers by Sonja Hutchinson

# PAINTING

## **W** WATERCOLOR I & II: WORKING FROM PHOTOS

Sonja Hutchinson  
Skill level: AB, I

This class is for watercolor artists who are ready to work on their own subject matter using photographic reference materials. You will work to capture the essence of your subject by clarifying your point of view, working out your compositional design, simplifying elements and planning your lighting. Students will receive individual support and work at their own pace while applying core watercolor skills to create their own body of work. Bring regular watercolor supplies, or use Sonja's general materials list on our website.

Enrollment limited to 15; ages 16 and up

- F42524** Wednesdays, June 19 - July 17  
(5 sessions) 9:30 a.m. - 12:30 p.m.  
\$173 Members / \$192 Non-members
- G42524** Wednesdays, July 24 - August 21  
(5 sessions) 9:30 a.m. - 12:30 p.m.  
\$173 Members / \$192 Non-members

## PAINTING REFRESHER COURSE

Barbara Lidfors  
Skill level: AB, I, AD

Looking for a chance to improve your overall approach to acrylic or oil painting? If so, this class may be right for you! Each class begins with a lecture/demonstration, where basic painting concepts will be reviewed. Then you'll apply what you've learned to your individual work. We'll cover: selecting painting materials, choosing images and personal painting themes, experimenting with compositional sketches, transferring images onto canvas, understanding warm and cool color composition, the value of grouping values, dynamic brushstrokes and edges, and how to know when your painting is finished. Bring your current painting materials and ideas, and use the info from the first class to decide what else to buy.

Enrollment limited to 15; ages 16 and up

- F40324** Wednesdays, June 19 - July 17  
(5 sessions) 1 - 4 p.m.  
\$173 Members / \$192 Non-members
- G40324** Wednesdays, July 24 - August 21  
(5 sessions) 1 - 4 p.m.  
\$173 Members / \$192 Non-members

## PLEIN AIR PAINTING

Christopher Copeland  
Skill level: AB, I, AD

Make the most of our short summers by combining your love of art with being outdoors! Plein Air painting teaches you to see and work through a composition in a single painting session to create direct, fresh images. Learn to design and simplify a scene, develop a foundation and a pattern of shadow shapes, and then fill in color while working towards the highlights to capture a sense of light. We'll meet at local parks near MCFTA; location emailed before first class meeting. See materials list on website for suggestions.

Enrollment limited to 15; ages 16 and up

- F46224** Wednesdays, June 19 - July 17  
(5 sessions) 1 - 4 p.m.  
\$173 Members / \$192 Non-members
- G46224** Wednesdays, July 24 - August 21  
(5 sessions) 1 - 4 p.m.  
\$173 Members / \$192 Non-members

## **W** WATERCOLOR STUDIO: REFINING SKILLS

Sonja Hutchinson  
Skill level: AB, I

Continue developing skills and personal expression in a course that encourages exploration while increasing familiarity with watercolor techniques through instructor demonstration. General emphasis will be on individual confidence and growth. Bring watercolor supplies to the first class, or see Sonja's materials list on the website. Prerequisite: an AB level watercolor class or instructor's permission.

Enrollment limited to 15; ages 16 and up

- G43324** Wednesdays, July 24 - August 21  
(5 sessions) 1 - 4 p.m.  
\$173 Members / \$192 Non-members

## [CORE CLASS]

## **W** WATERCOLOR FOUNDATIONS

Arthur Weeks  
Skill level: B, AB

Just starting out with watercolor and want some help finding your way? Curious about the possibilities? Through demonstrations, exercises, and artistic experiments designed to introduce you to this delightful medium, learn fundamental watercolor techniques such as brush handling, color mixing, glazing, wet-into-wet, wet-into-dry, and tonal value studies. Emphasis will be on making discoveries, learning techniques and developing confidence. A materials list is on the website.

Enrollment limited to 14; ages 16 and up

- F42024** Thursdays, June 20 - July 18  
(4 sessions) 9:30 a.m. - 12:30 p.m.  
No class on July 4  
\$138 Members / \$153 Non-members

## Workshops

### FIRST STEPS: TRANSLATING A PHOTO INTO A PAINTING

Sophia Weisensel  
Skill level: AB, I, AD

**NEW!**

Whether or not you're confident in your skills, turning a photo reference into an interesting painting can be daunting. This is what preparatory studies are for! We'll make studies in both pencil and paint to explore composition, create interest, work out value and color schemes, and resolve issues about how best to capture the subject. Bring your painting (oil, acrylic, or watercolor) and/or drawing materials, and a reference photo or two to work from. Bring a lunch for the half-hour break.

Enrollment limited to 12; ages 16 and up

- F478W24** Saturday, June 22  
(1 session) 9:30 a.m. - 3:30 p.m.  
\$76 Members / \$84 Non-members

### PAINTING SKIES

Kevin Kluever  
Skill level: AB, I, AD

**NEW!**

Whether you're painting landscapes or need a background for a portrait, you can improve your work by learning to paint better skies! Working from a variety of examples, we'll study different approaches to rendering what's above and learn how to capture them in our own work. Bring your acrylic painting materials and enough painting surfaces to try some different techniques and styles.

Enrollment limited to 15; ages 16 and up

- F488W24** Tuesday, July 9  
(1 session) 6 - 9 p.m.  
\$41 Members / \$46 Non-members

### FREEING ABSTRACTION!

Genie Castro  
Skill level: ALL

Are you drawn to abstract art, but unsure of how to begin developing an image or deploying color? Need some new ideas, or just a good push into the middle of your next canvas? Ready to try working flat instead of using an easel? Develop more confidence in creating non-objective compositions during this workshop with Genie Castro, whose work is known for its bold sense of color and form. She'll offer tips to get you started and individual attention as your painting takes shape. Bring your own painting materials; additional materials provided. Price includes \$12 materials fee. Bring a lunch for the half-hour break.

Enrollment limited to 15; ages 16 and up

- F430W24** Wednesday, July 10  
(1 session) 9:30 a.m. - 4 p.m.  
\$95 Members / \$104 Non-members
- G430W24** Wednesday, August 14  
(1 session) 9:30 a.m. - 4 p.m.  
\$95 Members / \$104 Non-members

### ADVENTURES IN WATERMEDIA

Sonja Hutchinson  
Skill level: AB, I, AD

Take your watercolor paintings to new heights! Learn how to use acrylic mediums to add dimension and depth to your watercolors. Using gesso and matte mediums, we will enhance our painting surfaces to intensify our point of view and build visual interest. Demonstrations and artistic design principles will guide your progress. Come prepared to make discoveries and bring fresh ideas to your watercolor process. See materials list on website. Bring a lunch for the half-hour break.

Enrollment limited to 15; ages 16 and up

- F435W24** Thursday, July 18  
(1 session) 9 a.m. - 4 p.m.  
\$90 Members / \$100 Non-members



Painting Skies Workshop by Kevin Kluever

## PAINTING

### Workshops

#### LEARN TO PAINT FROM THE MASTERS

**Kevin Kluever**  
Skill level: AB, I, AD

Improve your paintings by learning techniques from the masters! Learn how to enlarge a small sketch into a full-size painting, how to match the palette and mood of the painting you've chosen to re-create, and how to make acrylics suggest the depth and richness of oils through wet-on-wet and dry-brushing techniques. Instructor will provide images to work from, drawn from the MIA's collection, so you'll be able to visit the original as you work on yours (artists include Grant Wood, Vincent van Gogh, Maurice de Vlaminck, Julius Holm, Claude Monet, and Georgia O'Keeffe). Bring your acrylic painting materials and surfaces, or check the website for suggested materials.

Enrollment limited to 14; ages 16 and up

**G480W24 Tuesdays, July 30 - August 13**  
(3 sessions) 6 - 9 p.m.  
\$124 Members / \$138 Non-members

#### CRAFTING AN IMAGE: FROM PLEIN AIR TO STUDIO

**Christopher Copeland**  
Skill level: AB, I, AD

Learn how to develop your plein air studies into studio paintings. The first class, we'll paint en plein air. The second week we'll meet in the studio with our plein air paintings, studies, and photos to develop them into a larger studio painting, taking a fresh look at what we captured in our studies. How do we emphasize the qualities that attracted us to the site in the first place? We'll address questions of color, value, and scale, as well as what to keep and what to change. Bring your painting materials, or see the suggested materials list on the website.

Enrollment limited to 12; ages 16 and up

**G460W24 Wednesdays, August 7 - 21**  
(3 sessions) 1 - 4 p.m.  
\$124 Members / \$138 Non-members

## PHOTOGRAPHY

#### EXPRESSIVE PHOTOGRAPHS

**Marilyn Lamoreux**  
Skill level: I, AD

**NEW!**

For serious amateur photographers interested in developing their skills and making more expressive photographs. We'll explore different aspects of photography, study the work of other photographers, and look at how to take photos to a deeper level with weekly photo assignments and discussions, in-class demonstrations and possibly field trips. Students should know the basics of photography (exposure speed, aperture, ISO) and how to use their camera. Adobe Lightroom and Photoshop will be used in class to suggest ways to improve/edit images.

Enrollment limited to 12; ages 16 and up

**F61424 Wednesdays, June 19 - July 17**  
(4 sessions) 9:30 a.m. - 12:30 p.m.  
No class on July 3  
\$138 Members / \$153 Non-members

### Workshops

#### ICM AND ME PHOTOGRAPHY

**Marilyn Lamoreux**  
Skill level: AB, I, AD

**NEW!**

Learn to use Intentional Camera Movement (ICM) and Multiple Exposure (ME) techniques to develop your creativity and enhance your photographic expression! We'll move from understanding the processes to creating ME photography both in-camera and in Photoshop. Learn to control these techniques and put them to work for you in your photography. Open to complete beginners as well as those with limited ME and ICM experience.

Enrollment limited to 12; ages 16 and up

**F608W24 Wednesdays, June 19 - July 10**  
(3 sessions) 1 - 3 p.m.  
No class on July 3  
\$83 Members / \$92 Non-members

#### FLORA SAFARI: PHOTOGRAPHING FLOWERS AND PLANTS

**Marilyn Lamoreux**  
Skill level: AB, I

**NEW!**

Flowers make perfect photographic subjects. They're colorful, available in many shapes and sizes, and they hold still while you compose your shot. If you enjoy photographing flowers but would like to improve your results, get some new ideas and develop your skills in this workshop. We'll photograph flowers together at Noerenberg gardens, then meet at the Art Center to share our results and discuss different ways to make and process floral images. Bring your digital camera, a lens for photographing up close (macro lens or extension tubes), working knowledge of aperture and shutter speed, basic processing skills in Lightroom or Photoshop, and a tripod.

Enrollment limited to 12; ages 16 and up

**F612W24 Saturday, June 22**  
(1 session) 9 a.m. - 1 p.m.  
\$55 Members / \$61 Non-members



Hydrangea Tree by Marilyn Lamoreux

## SCULPTURE

[CORE CLASS]

#### STONE CARVING BEGINNING/ INTERMEDIATE

**Frank Picos**  
Skill level: ALL

Discover the magic of stone carving. Starting with hand tools and simple methods, beginning students will be introduced to the carving process with a block of limestone. The instructor will assist you in the creative process, helping you release the image within your stone. Intermediate students will hone their understanding of the reductive process and sculptural design and be introduced to power and pneumatic tools. First-time students are provided with a limestone block and all necessary tools. Experienced students may want to discuss their project with the instructor before purchasing materials.

Enrollment limited to 10; ages 16 and up

**G82924 Thursdays, July 25 - August 22**  
(4 sessions) 12:30 - 3:30 p.m.  
No class on August 1  
\$181 Members / \$199 Non-members



Stone Carving Studio by Frank Picos



# WORKSHOPS FOR ADULTS

## GLASS MOSAICS

Julie Vogl

Skill level: ALL

Discover the art of making mosaics. Bring your creativity and learn to clip and cut glass and apply grout to your own original design. We will be working with stained glass as the primary material to create two mosaic works of art. Feel free to bring any small treasures (buttons, beads, single earrings, keys, coins) you may want to incorporate into your art (optional). Price includes \$20 materials fee.

Enrollment limited to 8; ages 16 and up

F969W24 Wednesdays, June 19 - 26  
(2 sessions) 9 a.m. - 12:30 p.m.  
\$137 Members / \$150 Non-members

## ICM AND ME PHOTOGRAPHY

Marilyn Lamoreux

Skill level: AB, I, AD

NEW!

Learn to use Intentional Camera Movement (ICM) and Multiple Exposure (ME) techniques to develop your creativity and enhance your photographic expression! We'll move from understanding the processes to creating ME photography both in-camera and in Photoshop. Learn to control these techniques and put them to work for you in your photography. Open to complete beginners as well as those with limited ME and ICM experience.

Enrollment limited to 12; ages 16 and up

F608W24 Wednesdays, June 19 - July 10  
(3 sessions) 1 - 3 p.m.  
No class on July 3  
\$83 Members / \$92 Non-members

## FIRST STEPS: TRANSLATING A PHOTO INTO A PAINTING

Sophia Weisense

Skill level: AB, I, AD

NEW!

Whether or not you're confident in your skills, turning a photo reference into an interesting painting can be daunting. This is what preparatory studies are for! We'll make studies in both pencil and paint to explore composition, create interest, work out value and color schemes, and resolve issues about how best to capture the subject. Bring your painting (oil, acrylic, or watercolor) and/or drawing materials, and a reference photo or two to work from. Bring a lunch for the half-hour break.

Enrollment limited to 12; ages 16 and up

F478W24 Saturday, June 22  
(1 session) 9:30 a.m. - 3:30 p.m.  
\$76 Members / \$84 Non-members

## FLORA SAFARI: PHOTOGRAPHING FLOWERS AND PLANTS

Marilyn Lamoreux

Skill level: AB, I

NEW!

Flowers make perfect photographic subjects. They're colorful, available in many shapes and sizes, and they hold still while you compose your shot. If you enjoy photographing flowers but would like to improve your results, get some new ideas and develop your skills in this workshop. We'll photograph flowers together at Noerenberg gardens, then meet at the Art Center to share our results and discuss different ways to make and process floral images. Bring your digital camera, a lens for photographing up close (macro lens or extension tubes), working knowledge of aperture and shutter speed, basic processing skills in Lightroom or Photoshop, and a tripod.

Enrollment limited to 12; ages 16 and up

F612W24 Saturday, June 22  
(1 session) 9 a.m. - 1 p.m.  
\$55 Members / \$61 Non-members

## DRAWN TO COLOR: DRAWING WITH COLORED PENCILS

Bonnie Lauber-Westover

Skill level: ALL

Take your drawings to a new level with color! Learn the colored pencil techniques that create deep, luminous color. First, we'll learn to achieve brilliant effects with colored pencils. Then you'll use these skills to create a still life with bold hues and an evocative sense of atmosphere. Along the way, we'll discuss composition, color selection, and layering techniques to bring out the full potential of this versatile and accessible medium. See materials list on the website.

Enrollment limited to 12; ages 16 and up

F472W24 Monday & Friday, June 24, 28  
(2 sessions) 9 a.m. - Noon  
\$83 Members / \$92 Non-members

## GETTING A GRIP ON HANDLES

Anastasia Speer

Skill level: AB, I

Add dimension and functionality to your work by getting better at making handles! Get better faster by making many all at once and trying different styles in this afternoon workshop. Something you're currently avoiding could become your new favorite feature! While we're at it, we'll try some knobs, too - both wheel thrown and hand built. Bring your clay and a couple of leather-hard cylinders or slabs to work on.

Enrollment limited to 12; ages 16 and up

F923W24 Friday, June 28  
(1 session) 1 - 4 p.m.  
\$50 Members / \$56 Non-members

## PAINTING SKIES

Kevin Kluever

Skill level: AB, I, AD

NEW!

Whether you're painting landscapes or need a background for a portrait, you can improve your work by learning to paint better skies! Working from a variety of examples, we'll study different approaches to rendering what's above and learn how to capture them in our own work. Bring your acrylic painting materials and enough painting surfaces to try some different techniques and styles.

Enrollment limited to 15; ages 16 and up

F488W24 Tuesday, July 9  
(1 session) 6 - 9 p.m.  
\$41 Members / \$46 Non-members

## FREEING ABSTRACTION!

Genie Castro

Skill level: ALL

Are you drawn to abstract art, but unsure of how to begin developing an image or deploying color? Need some new ideas, or just a good push into the middle of your next canvas? Ready to try working flat instead of using an easel? Develop more confidence in creating non-objective compositions during this workshop with Genie Castro, whose work is known for its bold sense of color and form. She'll offer tips to get you started and individual attention as your painting takes shape. Bring your own painting materials; additional materials provided. Price includes \$12 materials fee. Bring a lunch for the half-hour break.

Enrollment limited to 15; ages 16 and up

F430W24 Wednesday, July 10  
(1 session) 9:30 a.m. - 4 p.m.  
\$95 Members / \$104 Non-members

G430W24 Wednesday, August 14

(1 session) 9:30 a.m. - 4 p.m.  
\$95 Members / \$104 Non-members

## SPINNER RING WORKSHOP

Molly Sandweiss

Skill level: B, AB

NEW!

Spinner rings are a perfect beginning jewelry project, even if you have no experience in silversmithing - and the results are fun to wear! See what the possibilities are, learn the techniques, and then craft your own custom spinner ring from silver and other metals. You'll learn to measure and solder rings, stamp and texture metal, apply patinas, sand, and polish. Price includes \$45 materials fee. Bring a lunch for the half-hour break.

Enrollment limited to 8; ages 16 and up

F853W24 Wednesday, July 10  
(1 session) 9:30 a.m. - 3:30 p.m.  
\$137 Members / \$147 Non-members



Ring by Molly Sandweiss

# WORKSHOPS FOR ADULTS

## THE GLORY OF SUMMER: FLOWER ARRANGING

Lynne Tischler  
Skill level: ALL

Celebrate summer's beauty and create a fresh floral design to share or keep. Lynne will share her award-winning floral design skills with you in this relaxing veening workshop. You'll leave with some new tips for making arrangements, and your creativity will be stirred to do more. Bring one or two vases, one shorter (about 6") and one medium height (about 9"), and garden shears or hand pruner. Price includes \$25 materials fee.

Enrollment limited to 12; ages 16 and up

F319W24 Thursday, July 11  
(1 session) 6:30 - 8 p.m.  
\$70 Members / \$75 Non-members

## AWAKENING CREATIVITY

Julie Humiston / Skill level: AB, I, AD

Are you so caught up in trying to make something that you've forgotten to nurture the sense of creativity that makes art-making possible? Enjoy what you're doing, but curious about how to expand your practice? Or has it been a while since your last creative endeavor, and you need to warm up before jumping back in? We'll do a number of creative exercises designed to enhance artistic thinking and esthetic problem-solving, using a journal that you can keep for inspiration and reference. Although these exercises will be a useful reference and may inspire future works, the emphasis will be on the creative experience rather than on creating finished pieces. See suggested materials list on the website.

Enrollment limited to 15; ages 16 and up

F411W24 Saturday, July 13  
(1 session) 9:30 a.m. - 12:30 p.m.  
\$41 Members / \$46 Non-members

## ADVENTURES IN WATERMEDIA

Sonja Hutchinson  
Skill level: AB, I, AD

Take your watercolor paintings to new heights! Learn how to use acrylic mediums to add dimension and depth to your watercolors. Using gesso and matte mediums, we will enhance our painting surfaces to intensify our point of view and build visual interest. Demonstrations and artistic design principles will guide your progress. Come prepared to make discoveries and bring fresh ideas to your watercolor process. See materials list on website. Bring a lunch for the half-hour break.

Enrollment limited to 15; ages 16 and up

F435W24 Thursday, July 18  
(1 session) 9 a.m. - 4 p.m.  
\$90 Members / \$100 Non-members

## GLAZING WORKSHOP: WORKING WITH WAX

Clarice Allgood  
Skill level: ALL

If you don't like working with wax, you're just not doing it right! Learn how to make the most of this useful glazing material to take your work to a new level. Pick up techniques, application tips and design ideas; we'll also discuss how to choose the glazes and clay bodies that will make the most of your efforts. Bring some test tiles (no bigger than 4" square) and small cups or cylinders - some bisque and some greenware - in your current clay body.

Enrollment limited to 12; ages 16 and up

G922W24 Friday, July 19  
(1 session) 1 - 4 p.m.  
\$55 Members / \$61 Non-members

## INKLE LOOM WEAVING

Traudi Bestler  
Skill level: ALL

Learn to weave narrow fabrics that can be used as belts, hatbands, guitar straps, bookmarks and trim for bags and clothing. Each week you'll learn a new technique and create your own colorful designs. Open to people with no prior weaving experience as well as weavers who want to further their knowledge of inkle weaving. Students may borrow the Art Center inkle looms in between the first and third sessions with a security deposit, or bring their own loom in good working condition. Price includes \$15 materials fee.

Enrollment limited to 12; ages 16 and up

G718W24 Wednesdays, July 24 - August 7  
(3 sessions) 9:30 a.m. - 12:30 p.m.  
\$139 Members / \$153 Non-members



Glory of Summer: Flower Arranging by  
Lynne Tischler

## LEARN TO PAINT FROM THE MASTERS

Kevin Kluever  
Skill level: AB, I, AD

Improve your paintings by learning techniques from the masters! Learn how to enlarge a small sketch into a full-size painting, how to match the palette and mood of the painting you've chosen to re-create, and how to make acrylics suggest the depth and richness of oils through wet-on-wet and dry-brushing techniques. Instructor will provide images to work from, drawn from the MIA's collection, so you'll be able to visit the original as you work on yours (artists include Grant Wood, Vincent van Gogh, Maurice de Vlaminck, Julius Holm, Claude Monet, and Georgia O'Keeffe). Bring your acrylic painting materials and surfaces, or check the website for suggested materials.

Enrollment limited to 14; ages 16 and up

G480W24 Tuesdays, July 30 - August 13  
(3 sessions) 6 - 9 p.m.  
\$124 Members / \$138 Non-members

## CRAFTING AN IMAGE: FROM PLEIN AIR TO STUDIO

Christopher Copeland  
Skill level: AB, I, AD

Learn how to develop your plein air studies into studio paintings. The first class, we'll paint en plein air. The second week we'll meet in the studio with our plein air paintings, studies, and photos to develop them into a larger studio painting, taking a fresh look at what we captured in our studies. How do we emphasize the qualities that attracted us to the site in the first place? We'll address questions of color, value, and scale, as well as what to keep and what to change. Bring your painting materials, or see the suggested materials list on the website.

Enrollment limited to 12; ages 16 and up

G460W24 Wednesdays, August 7 - 21  
(3 sessions) 1 - 4 p.m.  
\$124 Members / \$138 Non-members

## FOLK ART HOOKED MUG MAT

Laurie Lausen  
Skill level: ALL

Flowers, foliage, birds... In this workshop, you'll choose a favorite image and learn the basic techniques of rug hooking while creating a small mug mat. You'll enjoy this early method of making rugs by pulling loops of wool fabric through a linen backing, and the result will be your very own design! All materials included. Bring simple design ideas or choose a template. Price includes \$25 materials fee. Bring a lunch for the half-hour break.

Enrollment limited to 12; ages 16 and up

G735W24 Thursday, August 8  
(1 session) 9:30 a.m. - 3:30 p.m.  
\$101 Members / \$109 Non-members

## PORTRAIT DRAWING DECONSTRUCTED

Sophia Weisensel  
Skill level: AB, I, AD

Improving your ability to capture a likeness opens up new possibilities for your work! Spend a day learning to see, analyze, and render the shapes that make up the human face. Working from photo references, we'll discuss anatomy, composition, lighting, and technique as well as capturing the psychological interest inherent in portraiture. Bring your drawing materials and papers, or see suggested materials list on the website.

Enrollment limited to 12; ages 16 and up

G476W24 Saturdays, August 10 - 17  
(2 sessions) 9:30 a.m. - 12:30 p.m.  
\$83 Members / \$92 Non-members

## SAORI WEAVING WORKSHOP - MULTI-GENERATIONAL

Chiaki O'Brien  
Skill level: ALL

Founded in Japan in 1968, Saori weaving is contemporary, free-style weaving without restrictions about what or how to weave. It emphasizes exploration, group learning, and self-expression, recognizing the difference between machines and people. In the process of creating, the maker identifies their true self. You will be guided in the basic steps to get you started, but the final form of your project will be a collaboration between you and your weaving. Your Saori loom will be prepared for you in advance, so you can begin weaving right away. All materials are provided, but if you have materials you'd like to incorporate into your project (yarn, strips of fabric, etc.) feel free to bring them. Price includes \$20 materials fee. Students ages 9 and up may register with or without an accompanying adult.

Enrollment limited to 12; ages 9 and up

G727W24 Friday, August 16  
(1 session) 10 a.m. - 1 p.m.  
\$61 Members / \$66 Non-members



# MULTIGENERATIONAL

## STONE CARVING STUDIO

Frank Picos  
Skill level: ALL

Use hammers, chisels, files and sanding tools to turn a block of stone into a three-dimensional artwork! People of all ages and relations are welcome. Safe carving techniques will have you sculpting stone just like the masters do it. Some examples from contemporary and historical stone carving artworks will be shared for inspiration. Enrollment limited to 12.

Enrollment limited to 12; ages 10 and up

**F08224 Saturdays, June 22 - July 20**  
(5 sessions) 10 a.m. - Noon  
\$149 Members / \$164 Non-members

**G08224 Saturdays, July 27 - August 24**  
(5 sessions) 10 a.m. - Noon  
\$149 Members / \$164 Non-members

## FOLDING PAPER: ORIGAMI BOXES

NEW!

Kathleen Sheridan  
Skill level: ALL

Keep small treasures or give presents in folded paper boxes you can make yourself! We'll make a variety of boxes: one-piece self-closing boxes, two-piece boxes (one piece is the box and one's the lid) and a fun triangular shaped box too! No previous experience is required, and all materials are provided. Just show up and enjoy the fascinating process of turning a flat piece of paper into a three dimensional art piece that's ready to take home with you! Sign up with a family member or friend; this multigenerational class is open to ages 10 and up. Price includes \$12 materials fee - all supplies provided.

Enrollment limited to 12; ages 10 and up

**F736W24 Monday, June 24**  
(1 session) 9:30 a.m. - 12:30 p.m.  
\$53 Members / \$58 Non-members

## GORGEOUS GLASS MOBILES AND WIND CHIMES

Diane Petron  
Skill level: ALL

NEW!

In this multigenerational workshop, learn the basics of glass fusing, then apply your new skills to create a mobile or wind chimes! Beginners learn the basics of cutting and layering glass to finish a simple project. Experienced fusers can make more complex projects with more elements. Ideas, samples, and firing of your work will be provided by the instructor. Create wind chimes or a mobile that moves and sparkles! Choose an image or a theme - flowers? bugs? boats? - and make a group of them that will look good together suspended in a colorful mobile. The bar from which the elements hang can be glass, or a branch or other support of your choosing. Your pieces will be fired and ready for pickup in two to three weeks, ready for you to string together, hang, and enjoy. Materials included.

Enrollment limited to 12; ages 10 and up

**F053W24 Friday, June 28**  
(1 session) 1 - 4 p.m.  
\$75 Members / \$81 Non-members

## FOLDING PAPER: ORIGAMI FLOWERS

NEW!

Kathleen Sheridan  
Skill level: ALL

Flowers are blooming outside, but wouldn't it be fun to have them bloom INSIDE too? Learn how to turn flat pieces of paper into three-dimensional tulip blossoms that will bloom all year long. We'll fold some leaves, too, and a vase to put them in. No previous experience is required, and all materials are provided. Sign up with a family member or friend - this multigenerational class is open to ages 10 and up. Price includes \$12 materials fee - all supplies provided.

Enrollment limited to 12; ages 10 and up

**F737W24 Wednesday, July 10**  
(1 session) 9:30 a.m. - 12:30 p.m.  
\$53 Members / \$58 Non-members

## FOLDING PAPER: PAINTED BUTTERFLIES OR BOATS MOBILE

Kathleen Sheridan  
Skill level: ALL

NEW!

Learn the origami techniques to make both butterflies and boats, then decide which you'd like to make more of - or make some of each! We'll paint designs on the papers we work with to personalize our projects. You'll have the option to string your boats or butterflies into mobiles, to hang up and enjoy. No previous experience is required, and all materials are provided. Sign up with a family member or friend - this multigenerational class is open to ages 10 and up. Price includes \$20 materials fee - all supplies provided.

Enrollment limited to 12; ages 10 and up

**F739W24 Saturday, June 29**  
(1 session) 9:30 a.m. - 12:30 p.m.  
\$61 Members / \$66 Non-members

**G739W24 Thursday, July 25**  
(1 session) 1 - 4 p.m.  
\$61 Members / \$66 Non-members



Folding Paper: Folded Boats  
by Kathleen Sheridan

## SAORI WEAVING WORKSHOP - MULTI-GENERATIONAL

Chiaki O'Brien  
Skill level: ALL

Founded in Japan in 1968, Saori weaving is contemporary, free-style weaving without restrictions about what or how to weave. It emphasizes exploration, group learning, and self-expression, recognizing the difference between machines and people. In the process of creating, the maker identifies their true self. You will be guided in the basic steps to get you started, but the final form of your project will be a collaboration between you and your weaving. Your Saori loom will be prepared for you in advance, so you can begin weaving right away. All materials are provided, but if you have materials you'd like to incorporate into your project (yarn, strips of fabric, etc.) feel free to bring them. Price includes \$20 materials fee. Students ages 9 and up may register with or without an accompanying adult.

Enrollment limited to 12; ages 9 and up

**G727W24 Friday, August 16**  
(1 session) 10 a.m. - 1 p.m.  
\$61 Members / \$66 Non-members

## WANT TO TEACH AT THE ART CENTER?

Are you an Artist/Instructor looking for a place to share and develop your talent? MCFTA is always interested in proposals for series classes or workshops, whether in a discipline we currently offer, or something new. If your art-making career is at a stage where sharing your passion with others is the next step for you, contact Bob Bowman at [bbowman@minnetonkaarts.org](mailto:bbowman@minnetonkaarts.org) for adult programming or Ruth Mason at [rmason@minnetonkaarts.org](mailto:rmason@minnetonkaarts.org) for children and youth programming. (If you know you're ready to teach, but aren't sure exactly what form your class would take, we can help you figure out where your skills would fit into our program best.)

# Summer 2024 Artist-Instructor Bios

Visit our website for longer artist bios and links to their websites, articles and more [minnetonkaarts.org/about-us/artist-instructors](https://minnetonkaarts.org/about-us/artist-instructors)

**Clarice Allgood** graduated from Northern Clay Center's MN NICE advanced certificate program after studying at Anderson Ranch and Penland, and completing a series of residencies. She works with both thrown and hand-built forms.

**Bradley Benn** comes to pottery after earning degrees in engineering, BSEE and BSIE, from Washington University in St. Louis, working in industry and making harpsichords. He served as Assistant Director and managed the pottery studio at Edina Art Center.

**Traudi Bestler** trained at the Weavers Guild of Minnesota, The Weaving School and Sievers School of Fiber Arts. She has been a teacher of weaving, dyeing and fiber arts for more than 20 years.

**Genie Castro** studied under painter Hananiah Harari at the famed Art Students League in New York. Her work is admired for its exuberance, assured use of color and bold form. Her passion for creating is matched by her passion for helping students find their own voice through making art.

**Krissy Catt** has been building her career in clay, with a focus on handbuilding, for more than 20 years. Besides her business, Catt Ceramics, Krissy works in the Edina Schools and with senior adults.

**Coco Connolly** brings artistic talents honed during her extensive design training to her watercolor practice, softening precise line work with impressionistic, flowing color to create the depictions of landscape, people, and environments that capture her imagination.

**Christopher Copeland** attributes his love of open, serene landscapes to his rural Washington County childhood. A graduate of the College of Visual Arts in St Paul, he has exhibited and received awards for his work in plein air events and galleries across the country.

**Kathy Creger** has a passion for botanicals that began with a class at the Minnesota School of Botanical Art, studying with Marilyn Garber. Kathy's orchid illustrations appear in several international publications, including "*Orchids of Tropical America, an introduction and Guide*." Her work is included in the permanent collection of the Eloise Butler Wildflower Garden Florilegium.

**Louise Gillis** brings her classical training in all painting mediums to a variety of subjects, including portraiture, still life, landscapes, and murals. She's served as Artist in Residence in Paris and the Black Hills of South Dakota, and her publishing appearances include Minnesota Monthly, the Human Rights Campaign, Minnesota Watercolor Society, Minnesota Horticulture Magazine and various book covers.

**Anwasha Guha** finds inspiration in nature for her colorful paintings, created in a wide variety of media. She teaches art to students representing a variety of experience levels, emphasizing the students' interests and skill levels as she plans her class lessons.

**Julie Humiston** strives to be a Renaissance Person. Her experience in the visual arts includes experience as a graphic production artist and managing an art supply store. She's also dabbled in other creative areas including writing, theater, music, and gardening.

**Sonja Hutchinson** is a Signature member of the Minnesota Watercolor Society and has been painting in watercolor since 2001. Her artwork employs both traditional and non-traditional watercolor techniques.

**Kevin Kluever** teaches art to students of all ages, creates paintings in his studio, and also takes on mural commissions (more than fifty of them, both indoor and outdoor), which can be found throughout the West Hennepin area, especially Maple Plain. A self-taught landscape painter, he learned to paint the way he likes to teach it: by studying the masters.

**Marilyn Lamoreux** began pursuing photography full time after her career as a software engineer. She has merged her photographic pursuits with her blogging practice, in pursuit of revealing the "ordinary miracles" around us in her photographs.

**Bonnie Lauber-Westover** has taught in the Minneapolis area for over 25 years at schools, colleges, and art centers. She has exhibited widely, been a juror at art competitions, and worked as a visiting artist at many art centers and schools.

**Laurie Lausen** is an avid rug hooker who began designing and hooking rugs in the early 70s. In the 80s she founded her studio, gallery and retail shop, The Wooly Red Rug. Laurie is one of "America's Best" in the Directory of Traditional American Crafts.

**Barbara Lidfors** received her Master of Fine Arts degree from Vermont College of Norwich University before moving to Germany, where she served as Assistant Adjunct Professor for Art at University of Maryland in Europe (Heidelberg) and exhibited her work in over a hundred solo and group shows throughout Germany and other countries.

**Ivy Mattson's** wheel thrown, altered pottery is highly decorated, projecting the joy, wonder, and curiosity which are also evident in her teaching. Mattson first experienced clay while earning her BA in Art Education at Concordia College in Moorhead, MN. She worked as a ceramic studio artist at the Plains Art Museum in Fargo, ND, exhibiting work and teaching art before moving to Minneapolis to continue working in clay at the Northern Clay Center through the MN NICE Program.

**Mary McKee's** degree in Fine Arts led to a career in marketing as well as serving as Calligrapher and Designer for the Minnesota Senate Office for the past thirty years, in addition to part time work for the MN Court of Appeals and House of Representatives. She's taught Calligraphy/Manuscript classes at St Cloud State University, North Hennepin and St Paul Technical schools.

**Ernest Miller, Jr.** is a ceramicist and sculptor with extensive teaching experience. Ernest is an exhibitor and award winner in many juried shows locally and nationally. His work is widely collected.

**Jon Neuse** has been teaching for the past 25 years in a variety of media, including abstract landscape, abstract figures, collage, and monotype. Jon's work has been described as playful and childlike with an emphasis on color. His work has evolved over the years, from his early large-scale monotypes to his current exploration with 3-D accordion books.

**Kevan Nitzberg** received his BFA from Pratt Institute and M Ed majoring in Art Education from the U of M in Minneapolis. He's taught in various settings in NY and the Twin Cities, and currently serves as the Visual Arts Consultant for the Minnesota High School League, an Executive Board Member for Art Educators of MN and a member of the MN Scholastics Art Awards Committee.

**Chiaki O'Brien** is a Saori weaving artist/instructor as well as a Taiko (Japanese drumming) performer/instructor, working with students of all ages and abilities. She is the founder of Studio Fun in Bloomington. Her approach to teaching involves both individual problem-solving and group learning.

**Dorothy Odland** holds a B.F.A. and M.F.A. from the U of MN. She is a founding member of the Women's Art Resources of Minnesota (WARM) and has been an exhibitor, award winner, juror and gallery lecturer for more than 25 years.

**Lee Persell** is the Ceramics Studio Manager for the MCFTA. She exhibits in shows and galleries throughout the Midwest and has taught at the Art Center since 1997.

**Diane Petron's** experiences in ceramics and fused glass classes at MCFTA inspired her to make the transition to teaching as she cultivated her expertise. Although she holds a BA in music education, she finds she enjoys teaching art much more than music!

**Frank Picos** is a Sculpture Studio Assistant at MCFTA and teaches stone carving for both youth and adults. He is a member of the Society of Minnesota Sculptors. Frank is a part-time artist and supports the Art Center with his construction experience.

**Andrew Rivera** received his BFA in Ceramics and Sculpture from The University of Minnesota-Duluth and completed the MN NICE Certificate program at Northern Clay Center in Minneapolis, MN. He is currently a studio potter at Clay Coyote in Hutchinson, MN. Inspired by function, history, design, and culture, his wares reflect on personal identity and his heritage.

**Molly Sandweiss** comes to us from the University of Iowa, where she's completed her MFA in Jewelry and Metalsmithing and taught classes, having graduated from Carleton College with a BA in Studio Arts.

**Kathleen Sheridan** teaches all types of origami and is constantly learning the latest models by attending national and international origami conventions. Kathleen is the host of *Origami Connect*, and she serves on the Board of Directors for OrigamiUSA.

**Anastasia Speer** holds a B.F.A. in Ceramics from the University of South Dakota in Vermillion, South Dakota. She earned her master's degree in Art Education at the University of Minnesota in Minneapolis. Anastasia is inspired by nature in her personal work and enjoys helping her students find their own styles and inspirations for their art at the Minnetonka Center for the Arts.

**Lynne Tischler** is the lead floral artist and owner of Your Enchanted Florist in St Paul and an instructor at the Koehler and Dramm Institute of Floristry. Her much-awarded and widely photographed work has appeared in magazines such as *Midwest Home* and *Bride's* magazine.

**Julie Vogl** began her glass mosaic work with stained glass in a neighborhood community class, moving up to Tiffany-style lampshades. Her desire to pursue glass in another art form led her to glass mosaics, in which she incorporates an array of other media and objects.

**Art Weeks** is an award-winning artist in a variety of mediums including pastel, oil, acrylic and watercolor. He is active in the Lake Country Pastel Society, Minnesota Watercolor Society, Outdoor Painters of Minnesota, and NorthStar Watermedia Society. A retired architect, he holds a B.A. in architecture from the University of Illinois. He enjoys pastels as an artistic medium because of the rich color and combination of drawing and painting skills the medium requires.

**Sophia Weisensel** received her MFA from New York Academy of Art, where she's taught figurative painting and drawing classes, but focuses on the people of the rural Midwest as the subject of her art, exploring themes such as coming of age and family dynamics in her psychologically resonant images.

If a class description lists "Art Center Faculty," it means that as this catalog went to print, an instructor had not yet been assigned. Please check the class description on the website or call the Registrar for more current information.

## NEW STUDENT DISCOUNT

If you've never taken a class with us before, enjoy a 10% savings on your first registration! (Details, p. 19)

Call the Registrar at 952.473.7361, x. 160 to claim this benefit! It cannot be processed online or combined with other discounts.

# Class Registration

Once you've found the classes or workshops that interest you, reserve your spot by registering and paying as soon as possible, as some fill up quickly. Please register at least one week before the class starts.

Register in the way that is most convenient for you:

- Online at [www.minnetonkaARTS.org/classes](http://www.minnetonkaARTS.org/classes).
- Stop by or call the Registrar (front desk) at 952.473.7361, x. 160. Make sure to have the class number, title and payment ready. Registrations made by phone must be paid by credit card.
- Complete the Registration Form below and mail it to Minnetonka Center for the Arts.

Please note that class spots cannot be held without full payment and a signed liability waiver.

If a class is canceled due to insufficient enrollment, the Art Center will contact students by phone or email prior to the first class date. Students have the option to transfer into another class or receive a full refund.

If you have any questions, please call the Registrar at 952.473.7361, x. 160.

## DISCOUNTS AND TUITION ASSISTANCE

### Member Discount

Members of the MCFTA save 10% on every class and workshop for 12 months. An annual household membership is \$60 (\$55 age 62+) and can be purchased at the time of registration immediately applying the discount to that registration.

### New Student Discount

Non-member students who have never previously taken a class at MCFTA qualify for a 10% discount on their first class. This is a one-time offer on tuition only and does not extend to materials, additional fees, Summer Arts Camp, birthday parties or subsidized classes. It cannot be combined with any other offer. **The New Student Discount cannot be processed online.** To claim this discount, please register by visiting or calling the front desk at 952.473.7361, x.160.

## SCHOLARSHIPS

Tuition assistance is available thanks to contributions to scholarship funds to help make art education available to all children and adults. Please call the Registrar at 952.473.7361, x. 160, for information and an application. Applications are due three weeks prior to class start.

## CANCELLATIONS

- The Art Center charges a 10% administration fee for every registration cancellation or class transfer to cover administrative costs.
- Students canceling one week or more prior to the class start date will receive a 100% refund (minus the administration fee).
- Students canceling less than one week prior to the class start will receive a 50% refund (minus the administration fee).
- If canceling on the day the class starts or later, there is no refund.
- If canceling a workshop registration less than one week prior to the workshop date, there is no refund.
- Transfers must be made more than one week prior to a class start date and are subject to the administration fee.
- Tuition is not prorated for missed classes or for students who register late. Make-up classes are available at the discretion of the instructor.
- Late registrations may be accepted after a class has begun if space is available and with the permission of the instructor.
- Weather-related cancellations are nonrefundable. Make-up classes will be scheduled to the best of our ability.

**NOTE:** The Summer Arts Camp program has a different cancellation policy. Details available at [minnetonkaARTS.org/classes/summer-arts-camp](http://minnetonkaARTS.org/classes/summer-arts-camp).

## MATERIALS

Materials fees and model fees not included in tuition must be paid with class registration.

The course description will indicate what materials are needed. If a materials list is not mentioned or provided before the start of class, bring the supplies you have or think you might need. Your instructor will tell you if additional materials are needed.

Most class materials lists are available online ([minnetonkaARTS.org/classes/class-materials-lists](http://minnetonkaARTS.org/classes/class-materials-lists)). A list of materials available for sale at the Art Center is also viewable online ([minnetonkaARTS.org/classes/art-resources](http://minnetonkaARTS.org/classes/art-resources)).

Photography students should bring their own camera. Ceramics students supply their own tools and clay (which may be purchased at the Art Center). The average materials cost per session for beginners is about \$35. Firing and glazing fees are calculated by dimension and are paid at the front desk.

## OPEN STUDIO POLICY

Studio privileges are available during regular building hours only to students who are currently enrolled in (and regularly attending) a class, in studios when class is not scheduled. Please see your instructor or call the Registrar for open studio hours.

## CLASS SKILL LEVELS

To help students find classes with the right level of challenge, the classes in this catalog are noted with the following skill levels:

**(B) Beginner:** Student has no experience with the medium or needs a fundamental knowledge of techniques and materials.

**(AB) Advanced Beginner:** Student needs more instruction or a refresher on fundamental techniques or needs help to solve basic problems with the medium.

**(I) Intermediate:** Student has already completed several works in this medium and has begun exhibiting. The student is able to solve many problems independently, is developing design and composition skills and wants to try, or is experimenting with, a variety of techniques.

**(AD) Advanced:** Student is able to work independently and seeks critique from the instructor or peers. The student has developed a style and can discuss the concept behind the work and has begun the process of creating a resume and portfolio.

**(ALL) All Skill Levels:** The class is open to students of all levels.

**[CORE CLASS]:** A fundamental class that may be a good entry into a new medium.

*The Art Center recommends that students in all disciplines take a drawing class at some point in their education.*



The Minnetonka Center for the Arts is accessible to students with disabilities. If you require special assistance, please let the Registrar know at 952.473.7361, x. 160, or the Minnesota Relay Service (for the hearing impaired) at 800.627.3529

two weeks prior to class. We will be happy to accommodate your needs.

# Registration Form

## Minnetonka Center for the Arts

Today's Date

Name (First, Last) \_\_\_\_\_

Address \_\_\_\_\_ City/State/Zip \_\_\_\_\_

Phone Number \_\_\_\_\_ Alternate Phone \_\_\_\_\_

Emergency Contact (Name, Relationship, Phone) \_\_\_\_\_

Student Email \_\_\_\_\_

## Register online at [www.minnetonkaARTS.org](http://www.minnetonkaARTS.org)

**New student?** Tell us how you discovered the Art Center? (please circle one)

- Word of mouth • Advertisement • Web Search  
 Facebook • Instagram • Twitter  
 Article • Catalog Mailing • Event/Exhibit  
 Ridgedale • Drive by • Summer Arts Camp  
 Other \_\_\_\_\_

Class Number	AM PM	Class or Workshop Title	Student Name	D.O.B. (<18)	Model or Materials Fees	Tuition

**METHOD OF PAYMENT**  Check # \_\_\_\_\_  Visa  Mastercard

Account # \_\_\_\_\_ Exp. Date \_\_\_\_\_ CVV \_\_\_\_\_

Date into RE (Office use) \_\_\_\_\_

**REGISTRATION & CLASS FEES** All fees must be paid in full when you register. We cannot reserve space without full payment.

You may register by:

**Online:** [www.minnetonkaarts.org](http://www.minnetonkaarts.org) • **Mail:** 2240 North Shore Drive, Wayzata, MN 55391

**Phone:** 952.473.7361, ext. 160

TUITION SUBTOTAL	
MODEL AND MATERIALS FEES SUBTOTAL	
MEMBERSHIP (OPTIONAL)	
<b>Subtotal</b>	
MINUS DISCOUNTS OR SCHOLARSHIPS	
<b>TOTAL</b>	

## MEMBERSHIP STATUS

Membership is encouraged but optional

- Current Member**
- NEW Member**
- Basic \$60 (\$55 senior discount)
  - Friend \$100
  - Sponsor \$250
  - Patron \$1,000
- Non-member**

## Art Center Hours\*

Monday	9 a.m. - 4 p.m.
Tuesday	9 a.m. - 9 p.m.
Wednesday	9 a.m. - 4 p.m.
Thursday	9 a.m. - 9 p.m.
Friday	9 a.m. - 4 p.m.
Saturday	9 a.m. - 4 p.m. (until June 16)
Saturday Summer Hours	9 a.m. - 1 p.m. (mid June - August)
Sunday	Closed

The Art Center is closed these holidays: New Year's Day, Memorial Day, Independence Day, Labor Day, Thanksgiving Day, Christmas Eve Day and Christmas Day.

The Art Center is closed two weeks each year: the week before Labor Day for cleaning and maintenance and the week from Christmas Day through New Year's Day. Phone lines will be open these weeks, M-F, excluding holidays, from 9 a.m. - 4 p.m.

**Weather closings** will be posted to our website, news outlets, and social media. We follow the Orono Public Schools regarding closures and late starts (when the Art Center will open at 10 a.m.). Weather related cancellation policy is on page 19.

**Open Studio** is a free benefit for currently registered students only, so they may continue artwork projects outside of class. Call the Registrar for available open studio hours.

\*Subject to change. Check the website for updates.

## Art Center Café Hours

The Art Center Cafe remains closed until further notice.

## OUR MISSION

In the belief that the visual arts are indispensable to a healthy community, it is the mission of the Minnetonka Center for the Arts to provide teaching excellence, quality exhibitions and cultural enrichment for people of all ages, interests, and abilities.

## Minnetonka Center for the Arts

2240 North Shore Drive  
Wayzata, MN 55391-9347

minnetonkaARTS.org  
952.473.7361, x. 160

Nonprofit  
Organization  
U.S. Postage  
PAID  
Minnetonka  
Center for the Arts

*This activity is made possible by the voters of Minnesota through a Minnesota State Arts Board Operating Support Grant, thanks to a legislative appropriation from the arts and cultural heritage fund.*



**LOCATION** 2240 North Shore Drive, Wayzata 55391-9347

**Just 20 minutes** from downtown Minneapolis and 5 minutes from downtown Wayzata

**Two blocks west** of the Dakota Rail Regional Trail

**About 1/2 mile** from the Noerenberg Gardens



# /VISUALLY SPEAKING/

SUMMER  
2024

## Minnetonka Center for the Arts

Classes / Exhibits / Outreach

Summer Courses at MCFTA / PAGES 8 - 17

Exhibits / PAGE 2