

# /VISUALLY SPEAKING/ SPRING 2025

## *Minnetonka Center for the Arts*

*Classes / Exhibits / Outreach*

**Visual arts education for all ages,  
interests, and abilities**

### **ESSENTIAL DATES**

#### ***Remembering Carl Beihl***

**February 20 - March 22**

**Opening February 20, 6 - 8 p.m.**

*Free and open to the public*

#### ***Spring I classes***

**February 24 - April 19**

Online and in person registration open

Monday, January 13, Noon

Phone registration opens Tuesday, January 14

*Please register by February 10*

#### ***Minnesota Watercolor Society***

***Spring Exhibition "REFLECTIONS"***

**April 10 - May 16**

#### ***Spring II classes***

**April 21 - June 14**

Online and in person registration open

Monday, January 13, Noon

Phone registration opens Tuesday, January 14

*Please register by April 7*

#### ***Summer I classes***

**June 16 - July 19**

Online and in person registration opens

Monday, May 5, Noon

Phone registration opens Tuesday, May 6

*Please register by June 2*

#### ***Summer Arts Camp***

**June 9 - August 22**



**Everyone is welcome  
at the Art Center!**

**Spring Classes / PAGES 8 - 17**

**Exhibits Update / PAGE 2**

**Director's Note/ PAGE 3**

**Contributor Thank You / PAGE 4**

**Artist Spotlight / PAGE 5**

**Instructor Bios / PAGE 18**

**Class Registration Instructions / PAGE 19**



# Exhibits Update

Exhibits and opening previews are free and open to the public. Our facility is fully accessible to ensure that the visual arts are available to everyone.

Original artwork is available for viewing and purchase at the Minnetonka Center for the Arts in the gallery, throughout the building and at Ridgedale Center. To purchase artwork at the Art Center,

see the Registrar at the front desk. To purchase artwork exhibited through Partners in Art, contact Bob Bowman at [bbowman@minnetonkaarts.org](mailto:bbowman@minnetonkaarts.org) or 952.473.7361 x. 170.

## REMEMBERING CARL BEIHL

February 20 - March 22  
Opening Feb 20, 6 - 8 p.m.  
*Free and open to the public*

Board member and president, artist/instructor as well as mentor to MCFTA photography students and an enthusiastic student himself in MCFTA's ceramics and painting studios, Carl Beihl enriched the Art Center with his participation at all levels of the organization. This exhibition of his painting, photography, and ceramic work offers the chance to revisit his passion for art-making and remember a friend.

Many pieces will be for sale to benefit the Art Center - don't miss this opportunity!



## UP CLOSE AND SCULPTURAL

Ongoing

This curated selection of small-scale sculpture and fine craft objects celebrates the vitality and variety of Minnesota sculptors' work, displayed throughout the common areas of Ridgedale Center as part of our ongoing Partners in Art program.



## MINNESOTA WATERCOLOR SOCIETY'S JURIED SPRING EXHIBITION: "REFLECTIONS"

April 10 - May 16  
*Free and open to the public*

Some of Minnesota's finest watercolorists' best works make this event a must-see! Find inspiration for your own painting practice or just enjoy! All exhibited works will be for sale.



# /VISUALLY SPEAKING/

Spring 2025

## CONTENTS

1	Essential Dates
2	Exhibits Update
3	Director's Note
4	Thank You Donors / Welcome Members
5	Artist Spotlight
6-7	Classes at a Glance
8-17	Class Descriptions
18	Artist-Instructor Bios
19	Registration Details
20	Art Center Hours / Mission / Location

## BOARD OF DIRECTORS (as of 11/20/2024)

CHAIR	Jim Schwert
VICE CHAIR	Curt Paulsen
SECRETARY/ TREASURER	Gary Lasché
MEMBERS AT LARGE	Susan Adelman Lori Bauer Laura Bernstein Sarah Gibson Barbara McBurney Ken Rowe Joan Suko

## ART CENTER STAFF

EXECUTIVE DIRECTOR	Roxanne Heaton, x. 150 <a href="mailto:rheaton@minnetonkaarts.org">rheaton@minnetonkaarts.org</a>
EXHIBITS & ADULT PROGRAM DIRECTOR	Robert Bowman, x. 170 <a href="mailto:bbowman@minnetonkaarts.org">bbowman@minnetonkaarts.org</a>
CHILDREN & YOUTH PROGRAM DIRECTOR	Ruth Mason, x. 190 <a href="mailto:rmason@minnetonkaarts.org">rmason@minnetonkaarts.org</a>
MARKETING & COMMUNICATIONS DIRECTOR	Open Position
ACCOUNTING ASSOCIATE	Lisa Iserman, x. 180 <a href="mailto:liserman@minnetonkaarts.org">liserman@minnetonkaarts.org</a>
CERAMICS STUDIO MANAGER	Lee Persell, x. 140 <a href="mailto:lpersell@minnetonkaarts.org">lpersell@minnetonkaarts.org</a>
DEVELOPMENT ASSOCIATE	Susan Weir, x. 100 <a href="mailto:sweir@minnetonkaarts.org">sweir@minnetonkaarts.org</a>
REGISTRARS	<a href="mailto:registration@minnetonkaarts.org">registration@minnetonkaarts.org</a> Laura Kennedy Gilman x. 160 <a href="mailto:lgilman@minnetonkaarts.org">lgilman@minnetonkaarts.org</a> Diane Petron, x. 160 <a href="mailto:dpetron@minnetonkaarts.org">dpetron@minnetonkaarts.org</a>
VOLUNTEER OPPORTUNITIES	Maryalice Brenk <a href="mailto:mmbrenk9@gmail.com">mmbrenk9@gmail.com</a>
WEBSITE	<a href="http://minnetonkaARTS.org">minnetonkaARTS.org</a>
FACEBOOK	<a href="https://facebook.com/artcentered">facebook.com/artcentered</a>
TWITTER	@Mtkacenter4arts
INSTAGRAM	<a href="https://minnetonkaarts">minnetonkaarts</a>



## DIRECTOR'S NOTE

Dear Friends,

Thank you for all your support and for being part of our visual arts community this past calendar year! Because of you we ended 2024 with cause for celebration. In a nutshell:

- We are getting stronger every day! Our enrollments continue to climb and we are nearly back to pre-pandemic levels of participation! Our very talented program directors and instructors strive to deliver the very best in visual arts education experiences and your enthusiastic participation affirms they have accomplished this goal! Hats off and my special thanks to Bob Bowman and Ruth Mason for absolutely exceptional year of programming!
- The Minnesota State Arts Board awarded an impressive \$76,351 for operations! These grants affirm our work and help make it possible for thousands of Minnesotans to experience the profound transformative effects of high-quality arts programming.
- This year's Arts of the Holidays Show and Sale was another unprecedented success! The artists provided amazing work, well priced and perfect for gifting and the staff and volunteers did an incredible job of creating a magical shopping experience. Congratulations to the artists and my thanks to all of our shoppers! This sale is a great way to support our local artists and give a little something to the Art Center at the same time (60 percent of the sales go directly to our artists).

- Our annual fund contributions continue to arrive at a brisk pace. Many thanks to each of you who have already responded. So far, 94 donors have given over \$74,000! **Many of these gifts will be doubled thanks to an anonymous donor who has offered to match all contributions by new supporters as well as increases by current supporters up to \$100,000!!** Please consider a tax deductible contribution TODAY and help us meet the match! Your gift can be made by mail, phone, in person or on-line. If you are student, I encourage you, most especially, to consider a gift. The fees you pay for your class only cover two thirds of the cost to deliver it. A gift of that difference will help keep our programs affordable and accessible to widest possible audience.

All in all, 2024 was a busy year at the Art Center and we look forward to an even busier 2025!

I hope you enjoy this issue of *Visually Speaking* and that you'll celebrate spring by spending some time with us!

Best regards,

Roxanne L. Heaton, Executive Director

# THANK YOU.

THANK YOU TO ALL WHO MADE MEMBERSHIP, PROJECT, SPONSORSHIP, CORPORATE, OPERATING AND CAPITAL GIFTS TOTALING \$150 OR MORE AND ALL IN-KIND AND MEMORIAL GIFTS BETWEEN SEPTEMBER 1 – NOVEMBER 30, 2024.

## \$40,000 +

Minnesota State Arts Board

## \$5,000 - 8,000

The S. Bartley Osborn Family Charitable Trust/  
Kandi and Bart Osborn

Sally Wagner and Kent Severson

## \$2,000 - 4,999

American Endowment Foundation/  
Martha and Bill McLaughlin Charitable Gift Fund/  
Martha and Bill McLaughlin

The Longview Foundation/Fred and Eleanor Winston  
Donna Kjonaas  
Mr. Clifford L. Otten

## \$1,000 - 1,999

Alton Foundation/Patricia Alton Baker  
Bank of America Charitable Gift Fund/Melissa Cohen  
Silberman and Sheldon Silberman Donor Advised  
Fund/Melissa Cohen Silberman and Sheldon  
Silberman

Fidelity Charitable/Lips Family Charitable Fund/  
Dr. and Mrs. Daniel Lips/Sekus Giving Fund/  
Perry Sekus

The Crosswols Foundation/Ellie Crosby  
Tom and Michele Frahm  
Terry Saario

## \$500 - 999

Pajor Family Foundation  
Lynne Glaus  
Julie Vogl

## \$150 - 499

Robert and Roberta Abdo  
Mike and Ann Brilley  
Juanita Costa  
Mary Jo and Mark Ellis  
Ms. Mary B. and Mr. Scott Larson  
Mrs. Michelle M. Plombon  
Carrie Svendahl

## TRIBUTE AND MEMORIAL CONTRIBUTIONS

*In Memory of Carl Beihl*  
Bill and Terry Ankeny  
Juanita Costa  
Mary Jo and Mark Ellis  
Lynne Glaus  
Roxanne and Berton Heaton

## GIFTS IN KIND

Morgan Grimm  
Steve Richards

## FOUNDATION CONTRIBUTIONS

Alton Foundation/Patricia Alton Baker  
American Endowment Foundation/Martha and Bill  
McLaughlin Charitable Gift Fund/Martha and Bill  
McLaughlin  
Bank of America Charitable Gift Fund/Melissa Cohen  
Silberman and Sheldon Silberman Donor Advised  
Fund/Melissa Cohen Silberman and Sheldon  
Silberman  
Fidelity Charitable/Lips Family Charitable Fund/  
Dr. and Mrs. Daniel Lips/Sekus Giving Fund/  
Perry Sekus  
Pajor Family Foundation  
The Crosswols Foundation/Ellie Crosby  
The Longview Foundation/Fred and Eleanor Winston  
The S. Bartley Osborn Family Charitable Trust/  
Kandi and Bart Osborn

## Welcome and thank you to all new and renewing members (September 1 - November 30, 2024)

### SPONSOR

#### (\$250 - 999)

Mike and Ann Brilley  
Mrs. Michelle M. Plombon  
Sally Wagner and Kent Severson  
Carrie Svendahl

### FRIEND

#### (\$100 - 249)

Anonymous  
Robert Beach  
Kathryn Childress  
Ms. Meg Cowden  
Amy and John Grimm  
Mrs. Marit Hughes  
Andrea and George Michaelson  
Pepper Pepperwolf  
Anne Pryor  
Ms. Linda L. Reber  
and Mr. Clark Venzke  
Ken and Teresa Rowe  
Tanna Sobocinski  
Mr. Lowell Vogen  
and Mrs. Dianne Vogen

### BASIC (\$55 - 99)

Anonymous  
Andrew Anderson and Paula Allenburg  
Mrs. Karen Anderson  
Macie Anundson  
Jennifer Ann and Jason Armstrong  
Mr. and Mrs. Don Asmussen  
Ms. Alison Aukes  
Ms. Patricia Bartlett  
and Mr. Mitchell P. Bartlett  
Eleanor Bathe  
Ms. Barbara Benjamin  
and Mr. David H. Howell  
Ms. Marian Biehn  
Jessica and Justin Blum

Ms. Kelsey Boesch  
Mary Bonk  
Libby Bottem  
Lauren Brown  
Lynda Buscis  
Ms. Christi Bystedt  
Andrea Canter  
Mrs. Shannon Carney  
Ms. Cinda Columb  
Ms. LuAnn Conroy  
Mr. and Mrs. David Copeland  
Michael Crohn  
Mr. Jeff Danberry  
Oscar Diaz-Zavala  
Ms. Susan Dickman  
Ms. Cathy Dunaway  
Mr. Steve Eckhouse  
George Edmonson  
Barbara and James Elder  
Ms. Mary Eliason  
Ms. Ann Endy  
Ms. Pegay Eral  
Ms. Michola Foley  
Rivel Greenberg  
Ms. Nancy Hanily-Dolan  
Shelly and Brian Harrington  
Mr. Christopher Hayes  
Caitlin Hoffman  
Ms. Christine Hoffman  
Mr. Steven Hudak  
Ms. Cathe Jacobi and Mr. John Jacobi  
Ms. Lori Jacobson  
Ms. Laurie Jaramillo  
Ms. Barbara Jeffries  
Susan and Michael Johnson  
Ms. Sophie Kelley  
Valerie and Nik Larsen  
Ms. Holly M. Larson  
Dana and Mark Mangels

Ms. Kristina Maravegias  
Keiko and John Martin  
Bev McCoy  
Jena McIntyre  
Mr. Scott McNabb  
Ms. Martha Meyer  
Mrs. Cheryl Miller  
and Mr. Kenneth Koester  
Jim and Louise Millis  
Ms. Karen Monson  
Mr. Paul Morse  
Mrs. Lynn Nessa and Mr. Todd Pellizzer  
Mrs. Mary Newell and Mr. Denny Newell  
Ms. Suzanne Nordblom  
Mary and Gary O'Brien  
Mrs. Sani O'Brien  
Ms. Jennifer Oxborough  
Ms. Dyan Padgett  
Ms. Linda Pavic  
Ms. Diane Petron  
Ms. Judy Platt-Nelson  
Mrs. Catherine Rashid  
Rochelle Ratzloff  
Ms. Jules Rayne

Ms. Connie Remele  
Mrs. Judith Rodewald  
and Mr. Michael Rodewald  
Ms. Janet Schaefer  
Dr. Nathan Schmiechen  
and Mrs. Malinda Schmiechen  
Ms. Cara Schoenberg  
Perry Sekus  
Mrs. Sandra Setterholm  
Ms. Jeni Shoemate  
Ms. Linda Siegel  
Dan and Sue Spoden  
Blake Stolpestad  
Mr. Skip Sturtz  
Ms. Lindsey Tervo  
Ms. LeAnn Thun  
Ms. Julie Tuominen  
Mrs. Tamara Vickers  
Mrs. Melissa Vilett  
Ms. Lynn Vogt  
Ms. Angelina Wagner  
Dr. and Mrs. Laurence E. Winter  
Mrs. Susan Yeager  
John and Leanne Zeller

### Mind the Gap

We rely on donations from individuals, foundations, corporations and organizations to help bring the arts to our community  
Donate today!

### Tuition

Only covers 65% of the cost of a class

Support the Minnetonka Center for the Arts anytime, anywhere. For your convenience, you can create a registration profile on our website, [www.minnetonkaARTS.org](http://www.minnetonkaARTS.org) and login. You will be able to login anytime to review or print your giving history.

## Membership Benefits

### BECOME A MEMBER

YOUR SUPPORT KEEPS OUR REMARKABLE PROGRAMS, EXHIBITS AND STUDIOS ACCESSIBLE TO THE COMMUNITY.

If you value the work we do in the community... if you or a family member take classes... or if you enjoy our exhibits... please show your support with membership. We keep tuition and fees reasonable so classes and services are accessible to more people, but it does not cover all of our costs. We depend on your support through membership and donations.

### Membership Levels and Benefits

#### \$60 BASIC HOUSEHOLD MEMBERSHIP (\$55 WITH SENIOR DISCOUNT)

- 10% class discount for all household residents
- Invitations to special exhibit openings and events
- Eligibility to enter Members' Show
- Higher commission rates on sold art
- \$10 discount on membership at the Walker Art Center

#### \$100 FRIEND MEMBERSHIP

All of the above privileges plus:

- 10% discount on purchases in the retail shop (does not include art supplies or firing fees)

#### \$250 SPONSOR MEMBERSHIP

All of the above privileges plus:

- 10% discount on purchases from the gallery and *Ridgedale Partners in Art* displays (does not include *Arts of the Holidays*)

#### \$1000 PATRON MEMBERSHIP

All of the above privileges plus:

- Free use of the Henrietta Murphy Room once a year
- Acknowledgment on our Patron's Plaque

*All gifts of \$150 a year or more are acknowledged in the newsletter and the annual report. All donors of a cumulative total of \$1,000 or more during the year are honored on the Patron's Plaque in the main lobby.*

Walker Art Center members receive a \$5 discount off a Minnetonka Center for the Arts membership, and MCFTA members receive a \$10 discount off a Walker Art Center membership.

To join or renew your membership, go to [minnetonkaARTS.org](http://minnetonkaARTS.org), or call 952.473.7361, x. 160.



# ARTIST SPOTLIGHT

## Kevin Kluever

Kevin Kluever, a self-taught painter based in Minnetrista, has made a unique impact on the local art scene with his evocative landscapes and community murals.

Growing up on a dairy farm perched on a hill in eastern Iowa, the vista that it offered – the sky, colors, and 360 degree landscape – has influenced everything that he creates now as a painter. His work captures the interplay of light and shadow, evoking a sense of nostalgia and tranquility. Says Kevin, “you can see changes day to day, minute to minute – you get to use your eyes.”

He began drawing as a child, and later in life, while working as a junior high school teacher, began dabbling in painting terracotta pots with a friend. Kevin liked the way the paint gripped the pots, and though it took some time to learn, he was hooked. For some time after that, Kevin started drawing what he saw, and would then take his sketches and turn them into paintings. But he always liked his drawings more, and struggled with how to translate the drawings to paintings. As an experiment, he decided to devote an entire day to just painting outdoors, in an attempt to “figure it out.” He lost himself in the country, tucked off of a gravel road, with a large canvas and his acrylics. As the sun was setting, he looked down at the work he’d spent the day creating, and he didn’t like it – the results simply didn’t resonate with him the way his drawings do. In frustration, he grabbed the largest brush he had, loaded it with paint, and swabbed the paint over the canvas he’d spent all day on. This was a turning point for Kevin – he later sold that piece for \$500, and that gave him the motivation to continue exploring acrylics as a medium.

Shortly after his day painting in the countryside, Kevin purchased an old frame at a garage sale, and began trying to reproduce the work of Monet. Being self-taught, studying the work of the masters and incorporating those lessons into his own sketches, has dictated Kevin’s artistic direction. Though he works primarily with acrylics, the ways in which he works with the paint; the layering, the lights, shadows, and texture, gives his work the appearance of oils. “I think people respond to the depth in my work, the layering and dry brushing. (Over the years) my work has evolved. I like looser brush strokes, and I try to work faster and not think about it as much.”

Framing continues to be an important part of Kevin’s work as well. He starts by finding old, ornate frames in estate and garage sales, collecting them for future



use. “Whatever I paint, the frame dictates it. I try to make my paintings look like they could have been done 100 years ago or more.”

Kevin’s approach to mural creation highlights the importance of community engagement in public art. When he moved to Minnetrista he jumped on the opportunity to paint a large mural on the exterior of a local art store. From there, things took off, and to date he’s created 50+ indoor and outdoor murals. His murals foster a shared sense of identity and pride, which not only enhances the visual appeal of public spaces, but also strengthens community bonds.

Kevin also brings his love for large-scale work to the children he teaches. As a junior high teacher Kevin began making

“ I learn from (my students). My style of teaching is to show and talk about what I know. I feel like we teach each other. ”

murals with his students as an incentive for the kids. Starting small and gradually working larger, the children loved to paint



and draw on walls. In fact, the younger they are the more free they are with their expression. “I learn from them. My style of teaching is to show and talk about what I know. I feel like we teach each other.” MCFTA Executive Director Roxanne Heaton remarked about Kevin: “We especially appreciate his ability to paint in a variety of styles and by teaching those, he gives students a unique path forward to developing their own style.”

When asked what advice would he would give to his younger self, Kevin responded, “to take art classes in high school and college, and don’t take a break. Learn more, and network more.”

Kevin currently teaches *Starting Right with Acrylics* and *Special Projects: Painting in the Spring Session*.



# Spring 2025 Class Schedule

AFFILIATED ARTS			PAGE	ARTIST-INSTRUCTOR	SPRING I	SPRING II	TIME	MON	TUE	WED	THU	FRI	SAT
The Art of Home			8	Brandt	D39825		1:00 PM - 3:00 PM				•		
Arts Camp for Adults			8	Art Center Faculty	D97525		9:30 AM - 12:30 PM				•		
Arts Camp for Adults			8	Art Center Faculty		E97725	9:30 AM - 12:30 PM						•
CERAMICS			PAGE	ARTIST-INSTRUCTOR	SPRING I	SPRING II	TIME	MON	TUE	WED	THU	FRI	SAT
Introductory to Advanced Studio Lab AM			8	Allgood/Jannah	D90325	E90325	9:30 AM - 12:30 PM	•					
Introductory to Advanced Studio Lab PM			8	Allgood/Jannah	D91225	E91225	1:00 PM - 4:00 PM	•					
Pottery in the Making			8	Persell	D90525	E90525	9:30 AM - 12:30 PM		•				
Beginning/Intermediate Pottery [CORE CLASS]			8	Persell	D90025	E90025	6:00 PM - 9:00 PM		•				
Ceramic Sculpture: Techniques for Handbuilding			8	Chinn	D95725	E95725	9:30 AM - 12:30 PM		•				
The Hand and the Wheel			9	Rivera	D91025	E91025	9:30 AM - 12:30 PM			•			
Throwing Foundations			9	Brisk	D93925	E93925	1:00 PM - 4:00 PM			•			
Ceramic Sculpture			9	Catt	D94425	E94425	9:30 AM - 12:30 PM			•			
Ceramic Sculpture			9	Catt	D94125	E94125	1:00 PM - 4:00 PM			•			
Exploring Clay			9	Persell	D90625	E90625	9:30 AM - 12:30 PM				•		
Made of Clay			9	Miller	D97625	E97625	6:00 PM - 9:00 PM				•		
Beginning/Intermediate Ceramics [CORE CLASS]			9	Benn	D92225	E92225	9:30 AM - 12:30 PM					•	
Saturday Clay			9	Brisk	D91825	E91825	9:30 AM - 12:30 PM						•
DRAWING			PAGE	ARTIST-INSTRUCTOR	SPRING I	SPRING II	TIME	MON	TUE	WED	THU	FRI	SAT
Drawing Basics [CORE CLASS]			10	Lauber-Westover	D42225	E42225	9:00 AM - 12:00 PM	•					
Intermediate Drawing Studio			10	Lauber-Westover	D40525	E40525	1:00 PM - 4:00 PM	•					
Pen and Ink			10	Reynolds	D40225		9:30 AM - 12:30 PM			•			
Figure/Life Drawing			10	Faculty	D45525	E45525	1:30 PM - 4:00 PM				•		
Saturday Drawing Studio			10	Nitzberg	D41625	E41625	1:00 PM - 4:00 PM						•
FIBER ARTS			PAGE	ARTIST-INSTRUCTOR	SPRING I	SPRING II	TIME	MON	TUE	WED	THU	FRI	SAT
Advanced Beginner Weaving			10	Bestler	D75125	E75125	9:30 AM - 12:30 PM	•					
Intermediate Weaving			10	Bestler	D70025	E70025	9:30 AM - 12:30 PM		•				
Wednesday Weaving			10	Bestler	D70425	E70425	9:30 AM - 12:30 PM			•			
Folk Art Rug Hooking			10	Lausen	D71225		1:00 PM - 4:00 PM			•			
Beginning Weaving [CORE CLASS]			10	Bestler	D78125	E78125	9:30 AM - 12:30 PM				•		
JEWELRY			PAGE	ARTIST-INSTRUCTOR	SPRING I	SPRING II	TIME	MON	TUE	WED	THU	FRI	SAT
Metalsmithing: Ladles, Spoons, and Skewers			11	Saathoff	D85825		9:00 AM - 12:00 PM	•					
Beginning Silversmithing and Jewelry Design [CORE CLASS]			11	Saathoff	D83225		12:30 PM - 3:30 PM	•					
Jewelry Design: Casting			11	Saathoff	D85625	E85625	9:00 AM - 12:00 PM			•			
Intermediate Jewelry Design			11	Saathoff	D85725	E85725	12:30 PM - 3:30 PM			•			
PAINTING			PAGE	ARTIST-INSTRUCTOR	SPRING I	SPRING II	TIME	MON	TUE	WED	THU	FRI	SAT
W Abstract Painting			11	Neuse	D49725	E49725	9:00 AM - 12:00 PM	•					
Intermediate/Advanced Painting Studio			11	Odland	D41425	E41425	9:30 AM - 12:30 PM		•				
Pastel Landscape [CORE CLASS]			11	Weeks	D47525	E47525	9:30 AM - 12:30 PM		•				
W Advanced Beginner/Intermediate Painting Studio			12	Odland	D41525	E41525	1:00 PM - 4:00 PM		•				
W Botanical Painting in Watercolor			11	Creger	D44325	E44325	1:00 PM - 4:00 PM		•				
Starting Right with Acrylics			12	Kluever	D41725	E41725	6:00 PM - 9:00 PM		•				
Portraiture: Painting in the Classical Tradition			12	Weisensel	D47025	E47025	6:00 PM - 9:00 PM		•				
W Watercolor I & II: Working from Photos			12	Hutchinson	D42525		9:30 AM - 12:30 PM			•			
Painting Refresher Course			12	Lidfors	D40325	E40325	1:00 PM - 4:00 PM			•			
Plein Air Painting with Pastel			12	Copeland		E56225	1:30 PM - 4:00 PM			•			
W Watercolor Foundations [CORE CLASS]			12	Weeks	D42025	E42025	9:30 AM - 12:30 PM				•		
Beginning Oil Painting [CORE CLASS]			12	Anderson	D45925		1:00 PM - 4:00 PM				•		
Plein Air Painting			13	Copeland		E46225	1:30 PM - 4:00 PM				•		
Advancing with Oils and Acrylics			13	Anderson	D44525	E44525	6:00 PM - 9:00 PM				•		
Painting Abstract Landscapes			13	Neuse	D49825	E49825	6:00 PM - 9:00 PM				•		
Principles of Oil Painting			13	Petrov	D49025		9:00 AM - 12:00 PM					•	
Traditional Oil Painting Method			13	Petrov		E41325	9:00 AM - 12:00 PM					•	




# Spring 2025 Class Schedule

SCULPTURE	PAGE	ARTIST-INSTRUCTOR	SPRING I	SPRING II	TIME	MON	TUE	WED	THU	FRI	SAT
Stone Carving Beginning/Intermediate	13	Picos	D82925	E82925	12:00 PM - 3:00 PM				•		
Ceramic Sculpture AM	13	Catt	D82925	E82925	9:30 AM - 12:30 PM				•		
Ceramic Sculpture PM	13	Catt	D82925	E82925	1:00 PM - 4:00 PM				•		
WORKSHOPS FOR ADULTS	PAGE	ARTIST-INSTRUCTOR	SPRING I	SPRING II	TIME	MON	TUE	WED	THU	FRI	SAT
Freeing Abstraction!	14	Castro	D430W25		9:30 AM - 4:00 PM		3/4				
Making Rings with Metal Clay	14	Bober	D866W25		6:00 PM - 9:00 PM				3/13-3/27		
 Color Workshop for Painters	14	Neuse	D439W25		9:00 AM - 12:00 PM					3/14	3/15
Spring at Last: Flower Arranging	14	Erck	D319W25		6:30 PM - 8:00 PM				3/20		
Painters Choice: Two-Day Workshop	14	Combs	D481W25		9:30 AM - 3:30 PM				3/20	3/21	
Cozy Hooked Mug Mat	14	Lausen	D735W25		9:30 AM - 12:30 PM						3/22, 3/29
Gel Plate Printmaking	14	Pierson	D644W25		9:30 AM - 12:30 PM				3/27		
 Water in Motion in Watercolor 	15	Hearding	D452W25		9:00 AM - 4:00 PM				4/3	4/4	
Torch-Fired Silver Clay Jewelry	15	Bober	D860W25		6:00 PM - 9:00 PM		4/8, 4/15				
Enhancing Your Art with Metal Leaf	15	Balabuszko	D521W25		9:30 AM - 1:30 PM				4/10		
Creating Collages with an Artistic Voice	15	Neuse	D437W25		9:00 AM - 12:00 PM					4/11	4/12
Glass Mosaics	15	Vogl	D969W25		9:00 AM - 12:30 PM						4/12, 4/19
Painting Skies	15	Kluever	D488W25		6:00 PM - 9:00 PM		4/15				
Indigo Dyeing Shibori Workshop 	16	Ortberg	D744W25		9:30 AM - 4:00 PM						4/19
Glass Mosaics	15	Vogl		E969W25	9:00 AM - 12:30 PM			4/30, 5/7			
Saori Weaving Workshop	16	O'Brien	D727W25		10:00 AM - 1:00 PM					5/2	
 Color Workshop for Painters	14	Neuse		E439W25	9:00 AM - 12:00 PM					5/2	5/3
Landscape Painting One-Day Workshop	16	Combs	D494W25		9:30 AM - 3:30 PM					4/18	
Taking Artistic License in Watercolor	16	Kovacovic		E423W25	9:30 AM - 4:00 PM				5/15		
Spring at Last: Flower Arranging	14	Berge		E319W25	6:30 PM - 8:00 PM				5/15		
Creating Collages with an Artistic Voice	15	Neuse		E437W25	9:00 AM - 12:00 PM				5/29	5/30	
Freeing Abstraction!	14	Castro		E430W25	9:30 AM - 4:00 PM		6/3				
Torch Fired Silver Clay Jewelry	15	Bober		E860W25	6:00 PM - 9:00 PM		5/13, 5/20				
 Watercolor Workshop: Make a Splash! 	16	Hutchinson		E433W25	9:30 AM - 4:00 PM			6/11			
Saori Weaving Workshop	16	O'Brien		E727W25	10:00 AM - 1:00 PM						6/14
MULTIGENERATIONAL	PAGE	ARTIST-INSTRUCTOR	SPRING I	SPRING II	TIME	MON	TUE	WED	THU	FRI	SAT
Ceramic Egg Cups	16	Lange	D137W25		10:00 AM - 12:00 PM						3/8
Gorgeous Glass: Spring Trinkets and Suncatchers	16	Petron	D052W25		1:00 PM - 3:30 PM						3/8
Gorgeous Glass: Spring Trinkets and Suncatchers	16	Petron		E052W25	1:00 PM - 3:30 PM					4/18	
Adventures in Weaving I	16	Buchholz	D190W25		10:00 AM - 12:00 PM						3/15
Cherry Blossom Plate	16	Lange	D138W25		10:00 AM - 12:00 PM						4/12
Ceramic Bud Vases	16	Lange		E139W25	10:00 AM - 12:00 PM						4/26
Jewelry Bracelets Bash	17	Sheridan		E023W25	12:30 PM - 3:30 PM						4/26
Adventures in Weaving II	17	Buchholz		E190W25	9:30 AM - 12:30 PM						5/12
Faux Bois Pots	17	Lange		E140W25	10:00 AM - 12:00 PM						5/3
Surface Design Clay Pot	17	Faculty		E137W25	1:30 PM - 3:30 PM						5/17
CHILDREN AND TEENS	PAGE	ARTIST-INSTRUCTOR	SPRING I	SPRING II	TIME	MON	TUE	WED	THU	FRI	SAT
Youth Drawing Studio	17	Stahl	D17325	E17325	9:30 AM - 11:00 AM						•
Tween Illustration	17	Wacker	D19225	E19225	11:30 AM - 1:00 PM						•
Tween Drawing Studio	17	Stahl	D47725	E47725	11:30 AM - 1:00 PM						•
Special Projects Painting	17	Kluever	D18025	E18025	11:30 AM - 1:00 PM						•

**Need help finding a class?** Use this class grid to help find what is available when you have time to take a class or workshop! We list classes from the earliest starting date, then by day of week and time offered. You can also find which page your class or workshop description is in this catalog. Class skill levels are described on page 19. CORE CLASSES are a great place to start if you are new to a certain medium. Not sure what to take next? Talk to your instructor, or contact our Adult Program Director, Bob Bowman (bbowman@minnetonkaarts.org).

See page 18 for Artist-Instructor bios

 Watch for this symbol throughout this catalog for watercolor options!

## AFFILIATED ARTS

### THE ART OF HOME

Katie Brandt  
Skill level: ALL

Creating a home that serves our needs and tastes enhances our lives, but sometimes we need help deciding which way to go with a space, fixing a space that's not working, or just knowing where to start. Learn to see your rooms differently and pick up some helpful tips from a designer who's helped clients create beautiful, welcoming homes for 35 years.

Each week begins with a spirited talk and presentation of images by the designer, illustrating the week's topic, followed by a Q & A in which you may, if you'd like, share images of your home showing spaces you're having questions about. Images will be used as discussion points for discussion and sharing ideas, not to create discomfort or agree on a design change (whatever happens in this class stays in this class!)

Topics include identifying and cultivating your style; understanding the basics of color and scale; selecting, framing, and hanging art and accessorizing your spaces; identifying quality in furnishings and fabrics; furniture placement and solving difficult floorplans, as well as a presentation on kitchen design. Bring a notebook for recording ideas and images you'd like to discuss (printed, or image files.)

Enrollment limited to 15; ages 16 and up

D39825 Thursdays, March 20 - April 17  
(5 sessions) 1 - 3 p.m.  
\$121 Members / \$134 Non-members

### ARTS CAMP FOR ADULTS

Art Center Faculty  
Skill level: ALL

We hear it every summer from adults: "Gee, I'd like to go to summer arts camp!?" Now you can! Enjoy a series of fun projects in a variety of media, designed to be completed in a single day. Whether you'd like to try some different things, are curious about a new medium, or are looking for a way to jump-start your creativity, this series of arts-camp-inspired classes gives you the chance to explore and try something new. Maybe you develop some new approaches to your art practice, or maybe you find a new medium to explore further. You'll do a different project every week in media including painting, ceramics, stone, and glass mosaics! Materials are included so there's nothing to shop for. Price includes \$60 materials fee for the 5-week course, and \$80 for the 7-week course.

Enrollment limited to 12; ages 16 and up

D97525 Saturdays, March 8 - April 5  
(5 sessions) 9:30 a.m. - 12:30 p.m.  
\$277 Members / \$301 Non-members  
E97725 Thursdays, April 24 - June 5  
(7 sessions) 9:30 a.m. - 12:30 p.m.  
\$384 Members / \$418 Non-members

#### SEE THE WORKSHOPS FOR ADULTS FOR ADDITIONAL AFFILIATED ARTS CLASSES:

- SPRING AT LAST: FLOWER ARRANGING

## CERAMICS

### INTRODUCTORY TO ADVANCED STUDIO LAB

Clarice Allgood/Khalil Jannah  
Skill level: ALL

This course, open to all skill levels, covers basic throwing and handbuilding techniques for beginners to more advanced assemblage, subtraction and alteration on and off the wheel. Instruction on glazing, wax and other surface treatments for finishing work will be available. Individualized instruction, demonstrations and discussions will reflect the specific interests of students. Students may choose to work with suggested projects or may prefer to develop their ideas individually. Bring a towel and a small (gallon or less) bucket for water. Tools and clay can be purchased in MCFTA's retail shop.

Enrollment limited to 15; ages 16 and up

D90325 Mondays, February 24 - April 14  
(8 sessions) 9:30 a.m. - 12:30 p.m.  
\$347 Members / \$386 Non-members  
E90325 Mondays, April 21 - June 2  
(8 sessions) 9:30 a.m. - 12:30 p.m.  
\$304 Members / \$338 Non-members  
D91225 Mondays, February 24 - April 14  
(8 sessions) 1 - 4 p.m.  
\$347 Members / \$386 Non-members  
E91225 Mondays, April 21 - June 2  
(7 sessions) 1 - 4 p.m.  
\$304 Members / \$338 Non-members

### POTTERY IN THE MAKING

Lee Persell  
Skill level: ALL

Expand your skills on the potter's wheel and/or handbuilding through demonstrations, discussions, critiques and an exploration into the art of glazing. High-fire and raku firing will be explored. Bring a towel and a small (gallon or less) bucket for water. Tools and clay can be purchased in MCFTA's retail shop.

Enrollment limited to 15; ages 15 and up

D90525 Tuesdays, February 25 - April 14  
(8 sessions) 9:30 a.m. - 12:30 p.m.  
\$347 Members / \$386 Non-members  
E90525 Tuesdays, April 22 - June 10  
(7 sessions) 9:30 a.m. - 12:30 p.m.  
\$304 Members / \$338 Non-members

### Attention new ceramics students:

Bring a towel and wear clothes that can get muddy. Clay and tools are available for purchase at the Art Center. Your instructor will show you what you need at your first class. These materials are not included in the class price unless stated otherwise. Firing fees are extra and paid for as needed and are based on the size of the finished piece.

### CERAMIC SCULPTURE: TECHNIQUES FOR HANDBUILDING

Alex Chinn  
Skill level: ALL

Handbuilding offers many possibilities for creating forms in clay - if you do it right! Learn the techniques for making structurally sound sculptural pieces using slab construction, coils, and other techniques to create sculpture in clay. Demonstrations will include technical info for handbuilding, ideas for enhancing your sculptures with texture or color, and ideas for finishing and displaying your projects, whether representative or abstract. Tools and clay can be purchased in MCFTA's retail shop. See materials list on the website.

Enrollment limited to 15; ages 16 and up

D95725 Tuesdays, February 25 - April 15  
(7 sessions) 9:30 a.m. - 12:30 p.m.  
\$304 Members / \$338 Non-members  
E95725 Tuesdays, April 22 - June 10  
(7 sessions) 9:30 a.m. - 12:30 p.m.  
\$304 Members / \$338 Non-members

### BEGINNING/INTERMEDIATE POTTERY

Lee Persell  
Skill level: ALL

This class is for beginners and advanced potters alike. Beginners will be introduced to the potter's wheel as well as handbuilding. Experienced students will work with the instructor to develop their own projects. High-fire and raku firing will be explored. Bring a towel and a small (gallon or less) bucket for water. Tools and clay can be purchased in MCFTA's retail shop.

Enrollment limited to 15; ages 15 and up

E90025 Tuesdays, February 25 - April 15  
(8 sessions) 6 - 9 p.m.  
\$347 Members / \$386 Non-members  
E90025 Tuesdays, April 22 - June 10  
(7 sessions) 6 - 9 p.m.  
\$304 Members / \$338 Non-members



Sculptural Vase by Alex Chinn



# CERAMICS

## THE HAND AND THE WHEEL

Andrew Rivera

Skill level: ALL

Explore the possibilities of clay as an expression of hospitality and tradition as you learn to create functional ceramics for use in your home. Throwing and hand-building techniques will be presented, along with techniques for enriching your creations with slip decoration and glazing. A variety of clays and firing methods will be available for your projects. Bring a towel and a small (gallon or less) bucket for water. Tools and clay can be purchased in MCFTA's retail shop.

Enrollment limited to 15; ages 16 and up

D91025 Wednesdays, February 26 - April 16  
(8 sessions) 9:30 a.m. - 12:30 p.m.  
\$347 Members / \$386 Non-members

E91025 Wednesdays, April 23 - June 11  
(8 sessions) 9:30 a.m. - 12:30 p.m.  
\$347 Members / \$386 Non-members

[CORE CLASS]

## THROWING FOUNDATIONS

Kai Brisk


Skill level: B, AB

Whether you're an absolute beginner or have had a little throwing experience, this class will get you started on your way with clay. We'll focus on the basics of throwing on the wheel as well as doing some handbuilding projects in a relaxed, encouraging environment. Glazing demonstrations will complete the process – your work will be high-fired to use and enjoy! Bring a towel and a small (gallon or less) bucket for water. Tools and clay can be purchased in MCFTA's retail shop.

Enrollment limited to 15; ages 16 and up

D93925 Wednesdays, February 26 - April 16  
(8 sessions) 1 - 4 p.m.  
\$347 Members / \$386 Non-members

E93925 Wednesdays, April 23 - June 11  
(8 sessions) 1 - 4 p.m.  
\$347 Members / \$386 Non-members



Vase by Lee Persell

## CERAMIC SCULPTURE

Krissy Catt

Skill level: AB, I, AD

In this off-the-wheel class, students create a wide variety of projects ranging from figurative work (animals and human) to realistic or abstract forms, to clay totems, and more. You will learn proper interior structure for a sculpture made of clay and have fun with surface design and textures. It's important that you come to the first class with an idea, sketch or image of the project you intend to create, so our studio time can be used to complete it. Bring a towel and a small (gallon or less) bucket for water. Tools and clay can be purchased in MCFTA's retail shop.

Enrollment limited to 12; ages 16 and up

D94425 Wednesdays, February 26 - April 16  
(8 sessions) 9:30 a.m. - 12:30 p.m.  
\$347 Members / \$386 Non-members

E94425 Wednesdays, April 23 - June 11  
(8 sessions) 9:30 a.m. - 12:30 p.m.  
\$347 Members / \$386 Non-members

D94125 Wednesdays, February 26 - April 16  
(8 sessions) 1 - 4 p.m.  
\$347 Members / \$386 Non-members

E94125 Wednesdays, April 23 - June 11  
(8 sessions) 1 - 4 p.m.  
\$347 Members / \$386 Non-members

## Note to all ceramics students:

Do you have a stain or glaze you'd like to try? Please be sure to ask the ceramics studio manager, Lee Persell, if the product (clay, stain, glaze, wax, etc.) can be used safely in the studio.

## EXPLORING CLAY

Lee Persell

Skill level: I, AD

This class is for intermediate and advanced potters, with demonstrations, critiques, and explorations into the art of glazing. Students will work with the instructor to develop their own projects. High-fire and raku firing will be explored. Bring a towel and a small (gallon or less) bucket for water. Tools and clay can be purchased in MCFTA's retail shop.

Enrollment limited to 15; ages 15 and up

D90625 Thursdays, February 27 - April 17  
(8 sessions) 9:30 a.m. - 12:30 p.m.  
\$347 Members / \$386 Non-members

E90625 Thursdays, April 24 - June 12  
(7 sessions) 9:30 a.m. - 12:30 p.m.  
\$304 Members / \$338 Non-members

## MADE OF CLAY

Ernest Miller

Skill level: ALL

Clay can be everyday functional or a material to illustrate sculptural ideas. In this class Ernest shares his approach to wheel throwing functional dinnerware as well as the thrown and altered vessel including cups, teapots, bowls, handles, and vases. He will perform demonstrations for the beginner potter while encouraging independent idea exploration for the more experienced. Students have the option to finish their work in a high fire reduction kiln or soda kiln. Bring a towel and a small (gallon or less) bucket for water. Tools and clay can be purchased in MCFTA's retail shop.

Enrollment limited to 15; ages 14 and up

D97625 Thursdays, February 27 - April 17  
(8 sessions) 6 - 9 p.m.  
\$347 Members / \$386 Non-members

E97625 Thursdays, April 24 - June 12  
(8 sessions) 6 - 9 p.m.  
\$347 Members / \$386 Non-members

[CORE CLASS]

## BEGINNING/INTERMEDIATE CERAMICS

Bradley Benn

Skill level: B, AB, I

Learn to throw, develop your throwing skills as a potter, and learn hand-building techniques in this class, open to beginning and intermediate students. A variety of projects and new ideas will be presented, with time available for individualized instruction. Bring a towel and a small (gallon or less) bucket for water. Clay and tools may be purchased in MCFTA's retail shop.

Enrollment limited to 15; ages 16 and up

D92225 Fridays, February 28 - April 18  
(8 sessions) 9:30 a.m. - 12:30 p.m.  
\$347 Members / \$386 Non-members

E92225 Fridays, April 25 - June 13  
(8 sessions) 9:30 a.m. - 12:30 p.m.  
\$347 Members / \$386 Non-members

## SATURDAY CLAY

Kai Brisk

Skill level: ALL

Beginners learn the basics of working with stoneware or porcelain on the potter's wheel while intermediate and advanced students expand their skills. Handbuilding projects will be presented. Class includes demos, critiques and an opportunity to try soda and raku-firing techniques. Bring a towel and a small (gallon or less) bucket for water. Tools and clay can be purchased in MCFTA's retail shop.

Enrollment limited to 15; ages 16 and up

D91825 Saturdays, March 15 - April 19  
(6 sessions) 9:30 a.m. - 12:30 p.m.  
\$260 Members / \$289 Non-members

E91825 Saturdays, April 26 - June 14  
(8 sessions) 9:30 a.m. - 12:30 p.m.  
\$347 Members / \$386 Non-members



Teapot by Ernest Miller

## DRAWING

### DRAWING BASICS

Bonnie Lauber-Westover  
Skill level: B, AB

Drawing is a skill that creates the foundation for all 2-D art. Specific exercises will teach you to express yourself and capture the world around you. Each week we'll focus on one approach to seeing and drawing, thereby building a visual vocabulary. You will try various media and approaches, look at successful drawings, have fun and gain confidence in your own work. Great for beginners as well as those who wish to brush up on their skills. A materials list is on the website.

Enrollment limited to 12; ages 16 and up

**D42225** Mondays, February 24 - April 14  
(8 sessions) 9 a.m. - Noon  
\$290 Members / \$322 Non-members

**E42225** Mondays, April 21 - June 9  
(7 sessions) 9 a.m. - Noon  
No class May 26  
\$254 Members / \$282 Non-members

### INTERMEDIATE DRAWING STUDIO

Bonnie Lauber-Westover  
Skill level: AB, I, AD

Continue fine-tuning technical and observational skills – adding depth, emotion, and movement to create stronger drawings with personal perspective. You will explore different media, a variety of approaches, and color techniques to enhance your own artistic vision. A materials list is on the website.

Enrollment limited to 12; ages 16 and up

**D40525** Mondays, February 24 - April 14  
(8 sessions) 1 - 4 p.m.  
\$290 Members / \$322 Non-members

**E40525** Mondays, April 21 - June 9  
(7 sessions) 1 - 4 p.m.  
No class May 26  
\$254 Members / \$282 Non-members

### PEN AND INK

William Reynolds  
Skill level: ALL

Explore the nuances of drawing with a variety of steel pen nibs, brushes and other media on white paper to create graphically concise images using stippling and cross-hatching to build tonal variations. Perhaps add a light wash of watercolor at the end to perk it up! Many demonstrations. Bring photos to work from, a Speedball pen and ink set with a variety of nibs, black India waterproof ink, white drawing paper and plenty of patience! Having some drawing experience will be an asset, but the lessons are designed to be accessible to beginning drawing students too.

Enrollment limited to 12; ages 16 and up

**D40225** Wednesdays, March 5 - April 16  
(7 sessions) 9:30 a.m. - 12:30 p.m.  
\$254 Members / \$282 Non-members

**E40225** Wednesdays, April 30 - June 11  
(7 sessions) 9:30 a.m. - 12:30 p.m.  
\$254 Members / \$282 Non-members

### FIGURE/LIFE DRAWING

Faculty  
Skill level: ALL

Learn to draw the nude human figure from observation in this multi-level class that is transferable to other mediums. Beginners will learn how to draw the human structure, gestures, and how to use line weight and shading to develop form. Intermediate students will be shown ways to advance their skills based on their individual needs and interests. There will be fast gesture drawings, short studies and prolonged poses along with lots of demos and exercises. Bring hard compressed charcoal, a pad of 18"x 24" newsprint paper, and a kneaded eraser to the first class. Model fee extra, based on number of students (\$146 or less for the 8-week session).

Enrollment limited to 12; ages 18 and up

**D45525** Thursdays, March 20 - May 8  
(8 sessions) 1 - 4 p.m.  
\$290 Members / \$322 Non-members

**E45525** Thursdays, April 24 - June 12  
(8 sessions) 1 - 4 p.m.  
\$290 Members / \$322 Non-members

### SATURDAY DRAWING STUDIO

Kevan Nitzberg  
Skill level: B, AB, I

Drawing is the basis of many forms of art as well as a satisfying end in itself. Learning to observe and capture a subject on paper opens us to new ways of seeing the world, and it's a skill that can be learned by anyone. Begin or refresh your drawing practice with a new subject each week and different media to experiment with along the way. We'll work from objects and still life set-ups as well as landscape imagery and an excursion into the figure, with class discussions and individual attention to focus your artistic development. Whether you've taken this class before, or haven't drawn in a while, you'll find plenty of new ideas and inspiration! See materials list on the website.

Enrollment limited to 15; ages 16 and up

**D41625** Saturdays, March 8 - April 12  
(6 sessions) 1 - 4 p.m.  
\$217 Members / \$241 Non-members

**E41625** Saturdays, April 26 - May 31  
(6 sessions) 1 - 4 p.m.  
\$217 Members / \$241 Non-members

## FIBER ARTS

### ADVANCED BEGINNER WEAVING

Traudi Bestler  
Skill level: ALL

This class continues the exploration of hand-weaving using Art Center looms. Individual skills will be expanded and different techniques will be introduced depending on class interests. A great class for advanced beginners and those wanting to refresh their weaving skills.

Enrollment limited to 8; ages 16 and up

**D75125** Mondays, February 24 - April 14  
(8 sessions) 9:30 a.m. - 12:30 p.m.  
\$290 Members / \$322 Non-members

**E75125** Mondays, April 21 - June 9  
(7 sessions) 9:30 a.m. - 12:30 p.m.  
No class May 26  
\$254 Members / \$282 Non-members

### INTERMEDIATE WEAVING

Traudi Bestler  
Skill level: I

In this class, students continue their exploration of weave structures. The projects and lessons are more challenging and will lead the weaver further down the path of learning. You will become more confident in setting up your loom and making the ideas in your imagination become real. You'll receive help with your projects and experience weaving on a variety of looms.

Enrollment limited to 10; ages 16 and up

**D70025** Tuesdays, February 25 - April 15  
(8 sessions) 9:30 a.m. - 12:30 p.m.  
\$290 Members / \$322 Non-members

**E70025** Tuesdays, April 22 - June 10  
(8 sessions) 9:30 a.m. - 12:30 p.m.  
\$290 Members / \$322 Non-members

### WEDNESDAY WEAVING

Traudi Bestler  
Skill level: AD

For people who can warp looms and read drafts independently. This class studies more complex weave structures and often spends one portion studying a new weave structure, followed by individual exploration into a project of choice. Designing using a computer program is also covered.

Enrollment limited to 8; ages 16 and up

**D70425** Wednesdays, February 26 - April 16  
(8 sessions) 9:30 a.m. - 12:30 p.m.  
\$290 Members / \$322 Non-members

**E70425** Wednesdays, April 23 - June 11  
(8 sessions) 9:30 a.m. - 12:30 p.m.  
\$290 Members / \$322 Non-members

### FOLK ART RUG HOOKING

Laurie Lausen  
Skill level: ALL

Create whimsical rugs using fabric strips and a simple hook. Discover a great way to recycle old fabrics. This is not latch-hook. New students will start by designing a simple mug mat to learn the techniques and then move on to a larger project. Mug mat materials which include wool strips, linen backing, finishing supplies, a rug hook for you to keep and a class notebook can be purchased at the first class for \$35 plus tax. Experienced students will work on a project in progress or start designing a new one. Lesson plans include the history of rug hooking, design and transfer methods, color planning, fabric preparation, finishing techniques and so much more.

Enrollment limited to 12; ages 16 and up

**D71225** Wednesdays, February 26 - April 9  
(7 sessions) 1 - 4 p.m.  
\$254 Members / \$282 Non-members

### BEGINNING WEAVING

Traudi Bestler  
Skill level: B, AB

This class introduces the pleasures of hand-weaving. Using Art Center table looms, you will learn all about setting up and weaving a small project. New weavers may make scarves, table linens, bags or other interesting objects. A variety of twill patterns will be explored. Both beginners and those wanting to refresh their weaving skills are welcome in this group. An additional \$17 materials fee plus tax will be collected from first-time students.

Enrollment limited to 7; ages 16 and up

**D78125** Thursdays, February 27 - April 17  
(8 sessions) 9:30 a.m. - 12:30 p.m.  
\$290 Members / \$322 Non-members

**E78125** Thursdays, April 24 - June 12  
(7 sessions) 9:30 a.m. - 12:30 p.m.  
No class May 22  
\$254 Members / \$282 Non-members

### SEE WORKSHOPS FOR ADULTS FOR ADDITIONAL FIBER CLASSES:

- COZY HOOKED MUG MAT
- SAORI WEAVING WORKSHOPS
- INDIGO DYEING SHIBORI WORKSHOP

## The other side of the easel:

Interested in modeling for a figure drawing (nude) or portrait drawing (clothed) class? Contact [bbowman@minnetonkaarts.org](mailto:bbowman@minnetonkaarts.org) for details.



## JEWELRY

### METALSMITHING: LADLES, SPOONS, AND SKEWERS

Danny Saathoff  
Skill level: B, AB

Learn to work with silver and other metals to create fine jewelry. You'll explore metal fabrications, soldering, stone setting, cold connections, and many more techniques. You will be guided through basic techniques and can expect to complete at least one project by the end of the course. We will also discuss the essential equipment to continue work outside of the classroom. Bring a sketchbook. Price includes \$65 materials fee. Most materials provided.

Enrollment limited to 14; ages 16 and up

D85825 Mondays, February 24 - April 14  
(8 sessions) 9 a.m. - Noon  
\$387 Members / \$426 Non-members

### BEGINNING SILVERSMITHING AND JEWELRY DESIGN

Danny Saathoff  
Skill level: B, AB

Learn to work with silver and other metals to create fine jewelry. You'll explore metal fabrications, soldering, stone setting, cold connections, and many more techniques. You will be guided through basic techniques and can expect to complete at least one project by the end of the course. We will also discuss the essential equipment to continue work outside of the classroom. Bring a sketchbook. Price includes \$65 materials fee. Most materials provided.

Enrollment limited to 12; ages 16 and up

D83225 Mondays, February 24 - April 14  
(8 sessions) 12:30 - 3:30 p.m.  
\$412 Members / \$451 Non-members

#### SEE WORKSHOPS FOR ADULTS FOR ADDITIONAL JEWELRY CLASSES:

- MAKING RINGS WITH METAL CLAY
- TORCH FIRED SILVER CLAY JEWELRY

### JEWELRY DESIGN: CASTING

Danny Saathoff  
Skill level: ALL

Take your jewelry making to a new level by designing and casting your own custom designs! This course focuses on the ancient process of lost wax casting for creating jewelry in bronze and silver. Specific instructions will be given in wax carving, stone setting and surface enrichment to achieve complex metal pieces. Previous experience with metalsmithing is not required but may be helpful. Price includes \$65 materials fee. Instructor will provide information on purchasing silver for students wishing to include silver in their projects.

Enrollment limited to 14; ages 16 and up

D85625 Wednesdays, February 26 - April 16  
(8 sessions) 9 a.m. - Noon  
\$412 Members / \$451 Non-members

E85625 Wednesdays, April 23 - June 11  
(8 sessions) 9 a.m. - Noon  
\$412 Members / \$451 Non-members

### INTERMEDIATE JEWELRY DESIGN

Danny Saathoff  
Skill level: I, AD

Expand on the skills learned in "Beginning Silversmithing and Jewelry Design" through further exploration of familiar skills and the introduction of more advanced techniques including additional stone settings, mixed media and found objects as wearable art. This class will be loosely structured to allow more time to create new pieces, practice and hone your techniques. Prerequisite: MCFTA beginning silver jewelry class or instructor permission. Price includes \$45 materials fee. Some materials provided. Project materials purchased by the student. A materials list is on the website.

Enrollment limited to 14; ages 16 and up

D85725 Mondays, February 26 - April 16  
(8 sessions) 12:30 - 3:30 p.m.  
\$392 Members / \$431 Non-members

E85725 Wednesdays, April 23 - June 11  
(8 sessions) 9 a.m. - Noon  
\$392 Members / \$431 Non-members



Cast Silver and Stone Brooch by Danny Saathoff

## PAINTING

### W ABSTRACT PAINTING

Jon Neuse  
Skill level: ALL

This course is an exploration of abstract painting in acrylic, oil, or watercolor paints, or oil or soft pastels. The class focuses on the formal principles of art that are vital to balanced compositions. You will expand your knowledge and use of those principles as you develop your personal style. Students work at their own pace on a series of abstract paintings with friendly critiques and individual guidance. New students, please use the materials list on our website.

Enrollment limited to 15; ages 16 and up

D49725 Mondays, February 24 - April 14  
(8 sessions) 9 a.m. - Noon  
\$290 Members / \$322 Non-members

E49725 Mondays, April 21 - June 2  
(6 sessions) 9 a.m. - Noon  
No class May 26  
\$217 Members / \$241 Non-members

### W INTERMEDIATE/ADVANCED PAINTING STUDIO

Dorothy Odland  
Skill level: I, AD

Understand more about the process of making art and developing personal style using oil, acrylic or watercolor. Work at your own pace with individual instruction in this open studio format class. Bring paints, brushes and painting surface to the first class.

Enrollment limited to 15; ages 16 and up

D41425 Tuesdays, February 25 - April 15  
(8 sessions) 9:30 a.m. - 12:30 p.m.  
\$290 Members / \$322 Non-members

E41425 Tuesdays, April 22 - June 10  
(8 sessions) 9:30 a.m. - 12:30 p.m.  
\$290 Members / \$322 Non-members

[CORE CLASS]

### PASTEL LANDSCAPE

Arthur Weeks  
Skill level: AB, I, AD

The focus of this class is to understand pastels and help you find, trust and enrich your own artistic voice through this wonderful medium. Study the techniques of master artists to learn how value, composition, style and color turn into great works of art. Discover the luminosity of this pure pigment and capture the spirit of pastels. Learn how quickly you can lay down a sketch - a major benefit of the pastel medium! A materials list is on our website.

Enrollment limited to 12; ages 16 and up

D47525 Tuesdays, March 1 - April 15  
(6 sessions) 9:30 a.m. - 12:30 p.m.  
\$217 Members / \$241 Non-members

E47525 Tuesdays, April 22 - June 10  
(8 sessions) 9:30 a.m. - 12:30 p.m.  
\$290 Members / \$322 Non-members

### W BOTANICAL PAINTING IN WATERCOLOR


Kathy Creger  
Skill level: ALL

Learn to create vibrant, realistic botanical paintings using traditional studio techniques! Working from live seasonal specimens, we'll learn through careful observation and detailed drawing what makes each subject special. We'll transfer our contour drawings to hot press watercolor paper, then learn or review the basics of botanical watercolor rendering: flat and gradated washes, wet-on-wet buildup of the color base, addition of form and texture, and finally, dry-brush techniques to sharpen the details. Brief discussions of the tradition of botanical illustration will complement our painting experiences. Bring your drawing and watercolor materials but make sure to include hot press (smooth) watercolor paper and some fine pointed brushes - see materials list for brush suggestions.

Enrollment limited to 15; ages 16 and up

D44325 Tuesdays, February 25 - April 1  
(6 sessions) 1 - 4 p.m.  
\$217 Members / \$241 Non-members

E44325 Tuesdays, April 22 - May 27  
(6 sessions) 1 - 4 p.m.  
\$217 Members / \$241 Non-members



Twilight by Dorothy Odland

# PAINTING

[CORE CLASS]

## **W** ADVANCED BEGINNER/ INTERMEDIATE PAINTING STUDIO

**Dorothy Odland**  
Skill level: B, AB, I

Learn the basics or brush up on rusty skills. Work in oil, acrylic or watercolor to explore color and personal style. Work at your own pace with individual instruction in this open studio format class. Bring paints, brushes and painting surface to the first class.

Enrollment limited to 15; ages 16 and up

**D41525** Tuesdays, February 25 - April 15  
(8 sessions) 1 - 4 p.m.  
\$290 Members / \$322 Non-members

**E41525** Tuesdays, April 22 - June 10  
(8 sessions) 1 - 4 p.m.  
\$290 Members / \$322 Non-members

## **PORTRAITURE: PAINTING IN THE CLASSICAL TRADITION**

**Sophia Weisensel**  
Skill level: AB, I, AD

Add faces and portraits to your repertoire of imagery! Learn to see and interpret the forms that comprise the human face, and put this to work in your paintings. We'll start by drawing, to build confidence in capturing a likeness, and move on to acrylic and oil painting. Throughout the class we'll cover composition, anatomy, traditional techniques for color mixing and glazing, as well as creating psychological interest in our work. Bring your oil or acrylic painting materials, and whatever reference photos you'd like to work from – the instructor will provide some images too. See suggested materials list on the website.

Enrollment limited to 12; ages 16 and up

**D47025** Tuesdays, February 25 - April 15  
(8 sessions) 6 - 9 p.m.  
\$290 Members / \$322 Non-members

**E47025** Tuesdays, April 22 - June 10  
(8 sessions) 6 - 9 p.m.  
\$290 Members / \$322 Non-members

## **STARTING RIGHT WITH ACRYLICS**

**Kevin Kluever**  
Skill level: B, AB

If you've wanted to learn to paint but didn't know how to get started, or are just starting out and need more confidence, this class is your chance to learn the basics of painting - color selection, paint handling, color mixing, composing an image - in a supportive group environment. We'll work with acrylic paints to create a series of studies, working on both matboard and canvas panels, with no pressure to complete a painting. The emphasis will be on helpful exercises that will guide you through the basic techniques you need to pursue this timeless art form. See suggested materials list on the website.

Enrollment limited to 12; ages 16 and up

**D41725** Tuesdays, March 4 - April 8  
(6 sessions) 6 - 9 p.m.  
\$217 Members / \$241 Non-members

**E41725** Tuesdays, April 29 - June 3  
(6 sessions) 6 - 9 p.m.  
\$217 Members / \$241 Non-members

## **W** WATERCOLOR I & II: WORKING FROM PHOTOS

**Sonja Hutchinson**  
Skill level: AB, I

This class is for watercolor artists who are ready to work on their own subject matter using photographic reference materials. You will work to capture the essence of your subject by clarifying your point of view, working out your compositional design, simplifying elements and planning your lighting. Students will receive individual support and work at their own pace while applying core watercolor skills to create their own body of work. Bring regular watercolor supplies, or use Sonja's general materials list on our website.

Enrollment limited to 15; ages 16 and up

**D42525** Wednesdays, March 19 - April 16  
(5 sessions) 9:30 a.m. - 12:30 p.m.  
\$181 Members / \$201 Non-members

## **PAINTING REFRESHER COURSE**

**Barbara Lidfors**  
Skill level: AB, I, AD

Ready to improve your overall approach to acrylic or oil painting? Whether you're a new student needing help to identify areas for improvement, or a continuing student ready to go further with your work, this class is for you! Each class begins with a lecture/demonstration, where basic painting concepts will be reviewed. Then you'll apply what you've learned to your work. We'll cover: selecting painting materials, choosing images and personal painting themes, experimenting with compositional sketches, transferring images onto canvas, understanding warm and cool color composition, the value of grouping values, dynamic brushstrokes and edges, and how to know when your painting is finished. Bring your current painting materials and ideas, and use the info from the first class to decide what else to buy.

Enrollment limited to 15; ages 16 and up

**D40325** Wednesdays, February 26 - April 16  
(8 sessions) 1 - 4 p.m.  
\$290 Members / \$322 Non-members

**E40325** Wednesdays, April 23 - June 11  
(8 sessions) 1 - 4 p.m.  
\$290 Members / \$322 Non-members

## **PLEIN AIR PAINTING WITH PASTELS**

**Christopher Copeland**  
Skill level: AB, I, AD

Observe and capture nature's light and color as we paint outdoors, en plein air, exploring the immediate sensation of the pastel medium. Upon setting up and finding a composition, you will quickly achieve results with the materials, keeping up with the fleeting light and shadows as you work. In a short time you will have finished pastel paintings with luminous, vibrant color. See the materials list on the website for suggested materials and equipment. Class will meet the first week at Noerenberg Gardens near the Art Center, followed by other west metro locations.

Enrollment limited to 15; ages 16 and up

**E46225** Wednesdays, May 7 - May 28  
(4 sessions) 1:30 - 4 p.m.  
\$121 Members / \$134 Non-members

[CORE CLASS]

## **W** WATERCOLOR FOUNDATIONS

**Arthur Weeks**  
Skill level: B, AB

Just starting out with watercolor and want some help finding your way? Curious about the possibilities? Through demonstrations, exercises, and artistic experiments designed to introduce you to this delightful medium, learn fundamental watercolor techniques such as brush handling, color mixing, glazing, wet-into-wet, wet-into-dry, and tonal value studies. Emphasis will be on making discoveries, learning techniques and developing confidence. A materials list is on the website.

Enrollment limited to 14; ages 16 and up

**D42025** Thursdays, March 13 - April 17  
(6 sessions) 9:30 a.m. - 12:30 p.m.  
\$217 Members / \$241 Non-members

**E42025** Thursdays, April 24 - June 12  
(8 sessions) 9:30 a.m. - 12:30 p.m.  
\$290 Members / \$322 Non-members

## **BEGINNING OIL PAINTING**

**Scott Lloyd Anderson**  
Skill level: B

Oils have a workability unlike other painting mediums. They also feel connected to art history. Learn the basics of the medium: how they work, feel, and react to other colors and substrates; how they can be applied to a surface with brush, knife, or finger (with a glove on!). We won't be painting masterpieces (just yet), but we'll be playing a lot, mixing colors and developing a feeling for how paint comes off your brush, and how you make marks. See materials list on website.

Enrollment limited to 14; ages 16 and up

**D45925** Thursdays, February 27 - April 17  
(8 sessions) 1 - 4 p.m.  
\$290 Members / \$322 Non-members

### **SEE WORKSHOPS FOR ADULTS FOR ADDITIONAL PAINTING CLASSES:**

- CREATING COLLAGES WITH AN ARTISTIC VOICE
- PAINTING SKIES
- WATERCOLOR WORKSHOP: MAKE A SPLASH!
- TAKING ARTISTIC LICENSE IN WATERCOLOR
- LANDSCAPE PAINTING ONE-DAY WORKSHOP
- ENHANCING YOUR ART WITH METAL LEAF
- WATER IN MOTION IN WATERCOLOR
- PAINTERS CHOICE: TWO DAY WORKSHOP
- COLOR WORKSHOP FOR PAINTERS
- FREEING ABSTRACTION!
- GEL PAINT PRINT-MAKING



Canoe Rack by Scott Lloyd Anderson



## PAINTING

### PLEIN AIR PAINTING

Christopher Copeland  
Skill level: AB, I, AD

You're outdoors, you're making art, it's social, and it's challenging enough to get your juices going - there's a reason it's called "The New Golf." Learn simple, time-honored approaches to simplify a scene and capture a sense of the light that day. Most important, this class will teach you that plein air painting is really about learning how to see: seeing space, seeing subtle value relationships, and seeing color. Bring your own painting supplies. Suggested materials list on website. Locations will be close to MCFTA, progressing to spots around the western metro.

Enrollment limited to 14; ages 16 and up

E46225 Thursdays, May 22 - June 12  
(4 sessions) 1:30 - 4 p.m.  
\$121 Members / \$134 Non-members

### ADVANCING WITH OILS AND ACRYLICS

Scott Lloyd Anderson  
Skill level: AB, I, AD

Continue your exploration of oil painting with new challenges designed to improve your ability to capture and interpret your subject. We'll build on basic techniques and develop new skills while painting a variety of subjects, working from a variety of source materials - including how to select and interpret photographic references. Bring your own painting supplies, or see the materials list on the website. Oils (or water solubles) preferred, but acrylic painters with some experience will find this class useful too.

Enrollment limited to 15; ages 16 and up

D44525 Thursdays, February 27 - April 17  
(8 sessions) 6 - 9 p.m.  
\$290 Members / \$322 Non-members

E44525 Thursdays, April 24 - June 12  
(8 sessions) 6 - 9 p.m.  
\$290 Members / \$322 Non-members

### PAINTING ABSTRACT LANDSCAPES

Jon Neuse  
Skill level: ALL

Learn how to use the beauty of landscape as inspiration for your own original abstract compositions. We'll start by making sketches and small studies offsite, and then use our studies to develop paintings back in the MCFTA studio. Develop your personal artistic style as you expand your knowledge and use of the artistic principles vital to creating successful compositions. Work at your own pace with individual instruction and group discussions to share your results as you learn. See suggested materials list on the website.

Enrollment limited to 15; ages 16 and up

D49825 Thursdays, February 27 - March 27  
(5 sessions) 6 - 9 p.m.  
\$181 Members / \$201 Non-members

E49825 Thursdays, April 24 - June 5  
(7 sessions) 6 - 9 p.m.  
\$254 Members / \$282 Non-members

### PRINCIPLES OF OIL PAINTING

Dan Petrov  
Skill level: ALL

Have fun working in oils using the alla prima method (at first attempt or wet-on-wet) with relative measurements. You'll be introduced to four major elements of successful painting and finish an oil painting in three to four sittings. You'll learn to limit the color palette at the opening and expand the palette for finishing; how to use mediums, when, and why, and how to increase the speed of your decisions on the canvas. Use Dan's general materials list on the website.

Enrollment limited to 10; ages 16 and up

D49025 Fridays, February 28 - April 18  
(8 sessions) 9 a.m. - Noon  
\$290 Members / \$322 Non-members

### TRADITIONAL OIL PAINTING METHOD

Dan Petrov  
Skill level: ALL

Learn a method of layering paint that Flemish and Renaissance masters used. Layer by layer you'll develop the form, distinctive values, gradation of edges and the development of half-tones and highlights. Great for both beginners and intermediate to advanced students who would like to learn this traditional process for creating artwork that has both depth and complexity. A materials list is on the website.

Enrollment limited to 10; ages 16 and up

E41325 Fridays, April 25 - June 13  
(8 sessions) 9 a.m. - Noon  
\$290 Members / \$322 Non-members

## SCULPTURE

### STONE CARVING BEGINNING/ INTERMEDIATE

Frank Picos  
Skill level: ALL

Discover the magic of stone carving. Starting with hand tools and simple methods, beginning students will be introduced to the carving process with a block of limestone. The instructor will assist you in the creative process, helping you release the image within your stone. Intermediate students will hone their understanding of the reductive process and sculptural design and be introduced to power and pneumatic tools. First-time students are provided with a limestone block and all necessary tools. Experienced students may want to discuss their project with the instructor before purchasing materials.

Enrollment limited to 10; ages 16 and up

D82925 Thursdays, February 27 - April 17  
(8 sessions) 9 a.m. - Noon  
\$362 Members / \$401 Non-members

E82925 Thursdays, April 24 - June 12  
(8 sessions) 9 a.m. - Noon  
\$362 Members / \$401 Non-members

### CERAMIC SCULPTURE AM

Krissy Catt  
Skill level: AB, I, AD

In this off-the-wheel class, students create a wide variety of projects ranging from figurative work (animals and human) to realistic or abstract forms, to clay totems, and more. You will learn proper interior structure for a sculpture made of clay and have fun with surface design and textures. It's important that you come to the first class with an idea, sketch or image of the project you intend to create, so our studio time can be used to complete it. Bring a towel and a small (gallon or less) bucket for water. Tools and clay can be purchased in MCFTA's retail shop.

Enrollment limited to 14; ages 16 and up

D94425 Wednesdays, February 26 - April 16  
(8 sessions) 9:30 a.m. - 12:30 p.m.  
\$304 Members / \$338 Non-members

E94425 Wednesdays, April 23 - June 11  
(8 sessions) 9:30 a.m. - 12:30 p.m.  
\$304 Members / \$338 Non-members

### CERAMIC SCULPTURE PM

Krissy Catt  
Skill level: ALL

In this off-the-wheel class, students create a wide variety of projects ranging from figurative work (animals and human) to realistic or abstract forms, to clay totems, and more. You will learn proper interior structure for a sculpture made of clay and have fun with surface design and textures. It's important that you come to the first class with an idea, sketch or image of the project you intend to create, so our studio time can be used to complete it. Bring a towel and a small (gallon or less) bucket for water. Tools and clay can be purchased in MCFTA's retail shop.

Enrollment limited to 14; ages 16 and up

D94125 Wednesdays, February 26 - April 16  
(8 sessions) 1 - 4 p.m.  
\$304 Members / \$338 Non-members

E94125 Wednesdays, April 23 - June 11  
(8 sessions) 1 - 4 p.m.  
\$304 Members / \$338 Non-members



Ceramic Sculpture by Krissy Catt



# WORKSHOPS FOR ADULTS

## FREEING ABSTRACTION!

**Genie Castro**  
Skill level: ALL

Are you drawn to abstract art, but unsure of how to begin developing an image or deploying color? Need some new ideas, or just a good push into the middle of your next canvas? Ready to try working flat instead of using an easel? Develop more confidence in creating non-objective compositions during this workshop with Genie Castro, whose work is known for its bold sense of color and form. She'll offer tips to get you started and individual attention as your painting takes shape. Bring your own painting materials; additional materials provided. Price includes \$12 materials fee. Bring a lunch for the half-hour break.

Enrollment limited to 15; ages 16 and up

**D430W25 Tuesday, March 4**  
(1 session) 9:30 a.m. - 4 p.m.  
\$136 Members / \$150 Non-members

**E430W25 Tuesday, June 3**  
(1 session) 9:30 a.m. - 4 p.m.  
\$136 Members / \$150 Non-members

## MAKING RINGS WITH METAL CLAY

**Sarah Bober**  
Skill level: ALL

Design and create your own unique rings with precious metal clay! Learn techniques for making band, coil, and textured ring styles - construction techniques, proper sizing, and setting gemstones, if desired. Price includes materials fee of \$50 which includes 20g of precious metal clay (for first class) as well as gemstones and syringe clay for all class sessions. Students purchase additional metal clay for subsequent weeks.

Enrollment limited to 12; ages 16 and up

**D866W25 Thursdays, March 13 - 27**  
(3 sessions) 6 - 9 p.m.  
\$236 Members / \$257 Non-members

## W COLOR WORKSHOP FOR PAINTERS

**Jon Neuse**  
Skill level: ALL

Painters of all levels and mediums: make your acrylic, watercolor, or oil paintings more powerful and effective by gaining a better understanding of color in this six hour workshop. Explore the dynamics and use of color in two-dimensional art in this collaborative, hands-on workshop! Study color theory, using a color wheel, emotional and manipulative powers of color, how to mix paints, color recipes, how to make a color chart, and more. Class handout includes information on color theory, palette arrangement, color formulas and recipes. Materials list on website.

Enrollment limited to 12; ages 16 and up

**D439W25 Friday - Saturday, March 14 - 15**  
(2 sessions) 9 a.m. - Noon  
\$124 Members / \$138 Non-members

**E439W25 Friday - Saturday, May 2 - 3**  
(2 sessions) 9 a.m. - Noon  
\$124 Members / \$138 Non-members

## SPRING AT LAST: FLOWER ARRANGING

**Shelli Erck, Reba Berge**  
Skill level: ALL

Celebrate spring's beauty and create a fresh floral design to share or keep. The instructor will share her award-winning floral design skills with you in this relaxing evening workshop. You'll leave with ideas about using some new tips for making arrangements, and your creativity will be stirred to do more. Bring one or two vases, one shorter (about 6") and one medium height (about 9"), and garden shears or hand pruner. Price includes \$25 materials fee.

Enrollment limited to 12; ages 16 and up

**D319W25 Thursday, March 20**  
(3 sessions) 6:30 - 8 p.m.  
\$75 Members / \$80 Non-members

**D319W25 Thursday, May 15**  
(3 sessions) 6:30 - 8 p.m.  
\$75 Members / \$80 Non-members

## W PAINTERS' CHOICE: TWO-DAY WORKSHOP

**Michelle Combs**  
Skill level: AB, I, AD

Treat yourself to two days of painting! Choose a subject you'd love to work on with some expert guidance, and bring plenty of photos for composition options. Michele will address the importance of choosing an image, thumbnail sketches, simplifying composition, underpainting, paint application, focal point, and color. Individualized instruction to strengthen your artistry. Work on one painting in the morning and another in the afternoon to maintain a fresh eye! See materials list on the website. Bring a lunch each day for the half-hour break.

Enrollment limited to 12; ages 16 and up

**D481W25 Thursday and Friday, March 20 - 21**  
(2 sessions) 9:30 a.m. - 3:30 p.m.  
\$228 Members / \$253 Non-members

## COZY HOOKED MUG MAT

**Laurie Lausen**  
Skill level: ALL

Flowers, foliage, birds... In this workshop, you'll choose a favorite image and learn the basic techniques of rug hooking while creating a small mug mat. You'll enjoy this early method of making rugs by pulling loops of wool fabric through a linen backing, and the result will be your very own design! All materials included. Bring simple design ideas or choose a template. Price includes \$25 materials fee.

Enrollment limited to 12; ages 16 and up

**D735W25 Saturdays, March 22 - 29**  
(2 sessions) 9:30 a.m. - 12:30 p.m.  
\$149 Members / \$163 Non-members

## GEL PLATE PRINTMAKING

**Lynn Foskett Pierson**  
Skill level: ALL

Create colorful prints without using a press or irritating solvents! Gel printing, using a silicon plate, offers an accessible printmaking method and cleans up easily, allowing you to create images more quickly and experimentally than other printmaking techniques. You can layer images, and incorporate stamps and stencils to expand your options. We'll work on a smaller scale that allows you to complete an image. Price includes \$35 materials fee.

Enrollment limited to 12; ages 16 and up

**D644W25 Thursday, March 27**  
(1 session) 9:30 a.m. - 12:30 p.m.  
\$97 Members / \$104 Non-members



Metal Clay Rings by Sarah Bober



Gel Printmaking by Lynn Foskett Pierson



# WORKSHOPS FOR ADULTS

## **W** WATER IN MOTION IN WATERCOLOR

**NEW!**

**Catherine Hearing**  
Skill level: I, AD

Depicting water in motion adds visual drama to landscapes but poses unique challenges to the artist. This workshop will help you acquire the necessary skills. Learn to break down the visual elements of moving water and the techniques to render them in watercolor. Instructor demos will introduce you to various techniques and ways to create more life-like representations. Focus will be on values, brushwork, edges and wet into wet work, along with concepts of blended washes, color mixing, and paint application. Bring your own watercolor materials, or see the suggested materials list on the website. Bring a lunch for the half-hour break each day.

Enrollment limited to 20; ages 16 and up

**D452W25** Thursday - Friday, April 3 - 4  
(2 sessions) 9 a.m. - 4 p.m.  
\$275 Members / \$305 Non-members

## TORCH-FIRED SILVER CLAY JEWELRY

**Sarah Bober**  
Skill level: ALL

Learn how to make silver jewelry without saws or power tools by using precious metal clay. This flexible medium can be rolled, stamped, cut, and manipulated like traditional clay. Finished pieces are kiln or torch-fired to become 99.9% pure silver. Each week, students will learn and apply new techniques for working with metal clay and create a variety of unique jewelry designs. All tools provided. Price includes \$50 materials fee, which includes silver clay for the first class. Additional clay may be purchased during class for the subsequent weeks.

Enrollment limited to 12; ages 16 and up

**D860W25** Tuesdays, April 8 - 15  
(2 sessions) 6 - 9 p.m.  
\$174 Members / \$188 Non-members

**E860W25** Tuesdays, May 13 - 20  
(2 sessions) 6 - 9 p.m.  
\$174 Members / \$188 Non-members

## ENHANCING YOUR ART WITH METAL LEAF

**Joe Balabuszko**  
Skill level: ALL

From religious icons to Klimt paintings to contemporary abstractions, artists have used metal leaf to impart special qualities to their art. The sheen of metal leaf, and the way it changes color with different lights and viewing angles, creates an interactive richness that would be impossible to achieve in any other way. Learn how to use metal leaf to enrich your paintings, collages, or drawings. You'll practice leafing on watercolor paper, then use your new skill to add metal leaf to a piece of your own work, or a small (less than 4") item, such as a small carving, ceramic figure or sculpture. Bring a painting, collage, drawing or other work in progress – you can work back into the piece after the leafing process, so it doesn't have to be a finished work, but it should be dry. Class price includes \$30 materials fee for two 5.5 x 5.5 sheets of imitation gold, aluminum, or variegated metal leaf, and gold size (adhesive medium) as needed. Additional supplies will be available for purchase if desired. Bring a lunch for a short break.

Enrollment limited to 15; ages 16 and up

**D521W25** Thursday, April 10  
(1 session) 9:30 a.m. - 1:30 p.m.  
\$205 Members / \$225 Non-members

## CREATING COLLAGES WITH AN ARTISTIC VOICE

**Jon Neuse**  
Skill level: ALL

This workshop is an opportunity to explore and learn the dynamic of designing and making collages. The workshop is constructed so you can learn from your instructor and the other participants. In the first half the instructor will walk you through the steps of putting a collage together, discussing both the practical and aesthetic considerations. The second half is set up for you to focus on making your own collage(s). A materials list is available on the website.

Enrollment limited to 12; ages 16 and up

**D437W25** Friday - Saturday, April 11 - 12  
(2 sessions) 9 a.m. - Noon  
\$124 Members / \$138 Non-members

**E437W25** Thursday - Friday, May 29 - 30  
(2 sessions) 9:00 a.m. - Noon  
\$124 Members / \$138 Non-members

## GLASS MOSAICS

**Julie Vogl**  
Skill level: ALL

Discover the art of making mosaics. Bring your creativity and learn to clip and cut glass and apply grout to your own original design. We will be working with stained glass as the primary material to create two mosaic works of art. Feel free to bring any small treasures (buttons, beads, single earrings, keys, coins) you may want to incorporate into your art (optional). Price includes \$20 materials fee.

Enrollment limited to 8; ages 16 and up

**D969W25** Saturdays, April 12 - 19  
(2 sessions) 9:30 a.m. - 3:30 p.m.  
\$165 Members / \$181 Non-members

**E969W25** Wednesdays, April 30 - May 7  
(2 sessions) 9:30 a.m. - 3:30 p.m.  
\$165 Members / \$181 Non-members

## PAINTING SKIES

**Kevin Kluever**  
Skill level: AB, I, AD

Whether you're painting landscapes or need a background for a portrait, you can improve your work by learning to paint better skies! Working from a variety of examples, we'll study different approaches to rendering what's above and learn how to capture them in our own work. Bring your acrylic painting materials and enough painting surfaces to try some different techniques and styles.

Enrollment limited to 15; ages 16 and up


**D488W25** Tuesday, April 15  
(1 session) 6 - 9 p.m.  
\$62 Members / \$69 Non-members



Painting by Catherine Hearing



Work by Joe Balabuszko



Glass Mosaics by Julie Vogl



## WORKSHOPS FOR ADULTS

### INDIGO DYEING SHIBORI WORKSHOP

Connie Ortberg  
Skill level: ALL

The Shibori dyeing process creates dramatic patterns on fabric using folding, binding, and twisting methods to affect how the fabric absorbs dye. We'll explore three Shibori resistance techniques – Kumo, Arashi, and Itajime – that you'll use on three pieces of indigo-dyed cotton, so you'll have the chance to try different combinations of effects. Beginning with a brief history of the art of Shibori, you'll receive guidance in using folding, binding, and twisting methods on your own projects, dye your pieces in traditional permanent indigo dye, and receive information about how to continue your Shibori experience at home. Price includes materials fee of \$35. Most materials are provided, but see the materials list on the website — you'll want to dress appropriately for working with indigo dye! Bring a lunch for the half-hour break.

Enrollment limited to 8; Ages 16 and up

D744W25 Saturday, April 19  
(1 session) 9:30 a.m. - 4 p.m.  
\$274 Members / \$288 Non-members

### SAORI WEAVING WORKSHOP

Chiaki O'Brien  
Skill level: ALL

Founded in Japan in 1968, Saori weaving is contemporary, free-style weaving without restrictions about what or how to weave. It emphasizes exploration, group learning, and self-expression, recognizing the difference between machines and people. In the process of creating, the maker identifies their true self. You will be guided in the basic steps to get you started, but the final form of your project will be a collaboration between you and your weaving. Your Saori loom will be prepared for you in advance, so you can begin weaving right away. All materials are provided, but if you have materials you'd like to incorporate into your project (yarn, strips of fabric, etc.) feel free to bring them. Price includes \$20 materials fee. Students ages 8 and up may register with a registered adult.

Enrollment limited to 12; ages 14 and up

D727W25 Friday, May 2  
(1 session) 10 a.m. - 1 p.m.  
\$82 Members / \$89 Non-members

E727W25 Saturday, June 14  
(1 session) 10 a.m. - 1 p.m.  
\$82 Members / \$89 Non-members

NEW!

### LANDSCAPE PAINTING ONE-DAY WORKSHOP

Michele Combs  
Skill level: AB, I, AD

Starting with an instructor-selected photo, you will be led step by step through the painting process. You'll gain a better understanding of how the instructor thinks through the painting process. Although the whole class works from the same original image, you'll be amazed by how different each student's finished painting will look. This class is designed to be fun and relaxing. Suggested materials list on the website. Bring a lunch for the half-hour break.

Enrollment limited to 12; ages 16 and up

D494W25 Friday, April 18  
(1 session) 9:30 a.m. - 3:30 p.m.  
\$114 Members / \$127 Non-members

### W TAKING ARTISTIC LICENSE IN WATERCOLOR

Vera Kovacovic  
Skill level: AB, I

In this workshop we'll explore the deeper meaning, purpose and steps involved in taking artistic license to make your paintings your own. We'll focus on design, and consider why deviating from the original reference will make a better painting. Students will have a choice of working with provided references or their own projects with individual guidance. Bring your watercolor materials or see the suggested materials list on the website. Bring a lunch for the half hour break.

Enrollment limited to 15; ages 16 and up

E423W25 Thursday, May 15  
(1 session) 9:30 a.m. - 4 p.m.  
\$124 Members / \$138 Non-members

### W WATERCOLOR WORKSHOP: MAKE A SPLASH!

Sonja Hutchinson  
Skill level: AB, I, AD

Incorporate abstract backgrounds into your watercolors using an exciting splash of charcoal and water! From there, you'll develop a painting in response to the unexpected visual pathways created, using supplied reference materials or drawn from your imagination. Demonstrations and charcoal materials will be supplied. Bring your creative energy, 3-4 quarter-sheets of watercolor paper, your watercolor kit and a lunch for the half-hour break. Price includes \$5 materials fee.

Enrollment limited to 15; ages 16 and up

E433W25 Wednesday, June 11  
(1 session) 9:30 a.m. - 4 p.m.  
\$129 Members / \$143 Non-members

NEW!

## MULTIGENERATIONAL

### CERAMIC EGG CUPS

Alex Lange  
Skill level: ALL

Make an egg cup to hold your breakfast or holiday egg or other egg shaped treats. This workshop will show you how to create a traditional egg cup which you can decorate to make into your own unique special vessel. Popular in the UK, egg cups actually date back to ancient times. Using handbuilding techniques you will carve, fold or coil clay into shape, then add color and pattern to brighten your creation. It makes having an egg eggstra special! Just right for Springtime or for a gift for someone special. Because of the bisque and glaze firing process, estimated pickup is three weeks after the class. Price includes all materials and firing fees.

Enrollment limited to 12; ages 8 and up

D137W25 Saturday, March 8  
(1 session) 10 a.m. - Noon  
\$53 Members / \$58 Non-members

### GORGEOUS GLASS - SPRING TRINKETS AND SUNCATCHERS

Diane Petron  
Skill level: ALL

Create sparkling, brilliant suncatchers and trinkets in fused glass! You'll be guided through designing your project, cutting the glass with special tools, and assembling your piece so it is kiln ready for fusion! You may want to take more than one of these workshops once you see how much fun it is for both beginners and advanced fusers. The instructor will guide you in designing pieces that suit your skill level. Designs will be provided to get you started, but you may find your creativity will lead to original designs of your own. Price includes \$35 fee for materials and firing, all materials and tools provided. Completed projects will be ready in two weeks for pickup after being kiln-fired by the instructor.

Enrollment limited to 14; ages 10 and up

D052W25 Saturday, March 8  
(1 session) 1 - 3:30 p.m.  
\$87 Members / \$93 Non-members

E052W25 Friday, April 18  
(1 session) 1 - 3:30 p.m.  
\$87 Members / \$93 Non-members

### ADVENTURES IN WEAVING I

Nicole Buchholz  
Skill level: ALL

Make a spring inspired weaving that plays with color, pattern, and texture. Your creativity will flourish as you experiment with a variety of fibers and weaving techniques. Learn how to set up a frame loom and weave a small project such as a mini-wall hanging or coaster. Spring I class will focus on weaving lines and patterns with basic color work. Spring II class will focus on texture in weaving such as looped pile and rya. Take one or both classes! Materials will be provided.

Enrollment limited to 10; ages 10 and up

D190W25 Saturday, March 15  
(1 session) 9:30 a.m. - 12:30 p.m.  
\$72 Members / \$79 Non-members

### CHERRY BLOSSOM PLATE

Alex Lange  
Skill level: ALL

This special plate will soon be a favorite. You will see images of cherry blossoms in bloom to inspire you. Then using handbuilding techniques like rolling, pinching, and coiling, you will form the plate you wish, shaping and smoothing it. Adding color, texture, and imprints for the finishing touches that will transform your plate into a special Mother's Day gift or for snacks, sushi, or perhaps a piece of cherry pie. Because of the bisque and glaze firing process, estimated pickup is three weeks after the class. Price includes all materials and firing fees.

Enrollment limited to 12; ages 8 and up

D138W25 Saturday, April 12  
(1 session) 10 a.m. - Noon  
\$53 Members / \$58 Non-members

### CERAMIC BUD VASES

Alex Lange  
Skill level: ALL

Springtime buds need a place to show off. In this workshop you will use traditional handbuilding techniques to make a slender vase to hold early blooms and ephemerals. You may try out some clever ways to pinch, roll, coil, and handle the clay. Then with colorful glazes you can paint designs or add some texture to your creative flower vessel. Because of the bisque and glaze firing process, estimated pickup is three weeks after the class. Price includes all materials and firing fees

Enrollment limited to 12; ages 8 and up

E139W25 Saturday, April 26  
(1 session) 10 a.m. - Noon  
\$53 Members / \$58 Non-members



Ceramic Bud Vase



## MULTIGENERATIONAL

### JEWELRY BRACELETS BASH

Kathleen Sheridan  
Skill level: ALL

Make a spring inspired weaving that plays with color, pattern, and texture. Your creativity will flourish as you experiment with a variety of fibers and weaving techniques. Learn how to set up a frame loom and weave a small project such as a mini-wall hanging or coaster. Spring I class will focus on weaving lines and patterns with basic color work. Spring II class will focus on texture in weaving such as looped pile and rya. Take one or both classes! Materials will be provided.

Enrollment limited to 10; ages 10 and up

E023W25 Saturday, April 26  
(1 session) 12:30 - 3:30 p.m.  
\$69 Members / \$76 Non-members

### ADVENTURES IN WEAVING II

Nicole Buchholz  
Skill level: ALL

Make a spring inspired weaving that plays with color, pattern, and texture. Your creativity will flourish as you experiment with a variety of fibers and weaving techniques. Learn how to set up a frame loom and weave a small project such as a mini-wall hanging or coaster. Spring I class will focus on weaving lines and patterns with basic color work. Spring II class will focus on texture in weaving such as looped pile and rya. Take one or both classes! Materials will be provided.

Enrollment limited to 10; ages 10 and up

E190W25 Saturday, May 3  
(1 session) 9:30 a.m. - 12:30 p.m.  
\$72 Members / \$79 Non-members

### FAUX BOIS POTS

Alex Lange  
Skill level: ALL

Making a pot for your patio, home, or garden is a lot of fun. Use handbuilding techniques to create your pot and add surface designs to create the texture that will make your pot look like a tree branch or trunk. It is all part of the traditional French texturing called 'faux bois' or imitation wood, and is bound to fool your friends. You may add color to look like moss or lichen or keep the surface rough like bark. Because of the bisque and glaze firing process, estimated pickup is three weeks after the class. Price includes all materials and firing fees.

Enrollment limited to 12; ages 8 and up

E140W25 Saturday, May 3  
(1 session) 10 a.m. - Noon  
\$53 Members / \$58 Non-members

### SURFACE DESIGN CLAY POT

Art Center Faculty  
Skill level: ALL

This multigenerational workshop brings the garden to you. Create a pot to house your favorite new plant. You will learn handbuilding techniques to build your pot, then learn about carving, sculpting, brushing and other techniques to add interest to the surface of your project. Emphasis is on textural surface designs, although colorful slips may be added. Because of the bisque and glaze firing process, projects will be ready for pickup three weeks after the class.

Enrollment limited to 12; ages 8 and up

E137W25 Saturday, May 17  
(1 session) 1:30 - 3:30 p.m.  
\$53 Members / \$58 Non-members

## CHILDREN AND TEENS

### YOUTH DRAWING STUDIO

Erin Stahl  
Skill level: ALL

Learning to draw is learning to see. Young artists are encouraged to follow their natural inclinations sketching still lifes, gallery artwork, and/or self portraits, with the guidance of a seasoned professional artist. This is an experiential, open studio class that offers personal, 1:1 feedback and encouragement. Bring a 14" x 17" sketchbook, 2B drawing pencils and a Pink Pearl eraser to the first class.

Enrollment limited to 12; ages 6 to 10

D47325 Saturdays, March 8 - April 12  
(6 sessions) 9:30 - 11 a.m.  
\$115 Members / \$127 Non-members

E47325 Saturdays, April 26 - June 7  
(6 sessions) 9:30 - 11 a.m.  
No class May 24  
\$115 Members / \$127 Non-members

### TWEEN DRAWING STUDIO

Erin Stahl  
Skill level: ALL

Learning to draw is learning to see. Young artists are encouraged to follow their natural inclinations sketching still lifes, gallery artwork, and/or self portraits with the guidance of a seasoned professional artist. This is an experiential, open studio class that offers personal, 1:1 feedback and encouragement. Bring a 14" x 17" sketchbook, 2B drawing pencils and Pink Pearl eraser to the first class.

Enrollment limited to 12; ages 10 to 15

D47725 Saturdays, March 8 - April 12  
(6 sessions) 11:30 - 1 p.m.  
\$115 Members / \$127 Non-members

E47725 Saturdays, April 26 - June 7  
(6 sessions) 11:30 - 1 p.m.  
No class May 24  
\$115 Members / \$127 Non-members

### TWEEN ILLUSTRATION

Kristina Wacker  
Skill level: ALL

Free up your imagination to draw your own characters, stories, settings, and worlds. You will draw from your own experiences and personal interests to create characters and the places where they live. Class will include facial expressions, poses, settings, and more. Experiment with values, shading, and lighting techniques to improve your drawings. This class will use a variety of pencils, pens, and markers.

Enrollment limited to 12; ages 11 to 16

D19225 Saturdays, March 8 - April 12  
(6 sessions) 11:30 a.m. - 1 p.m.  
\$117 Members / \$129 Non-members

E19225 Saturdays, April 26 - June 7  
(6 sessions) 11:30 a.m. - 1 p.m.  
No class May 24  
\$117 Members / \$129 Non-members

### SPECIAL PROJECTS PAINTING

Kevin Kluever  
Skill level: ALL

This class is for young people who love to paint and want to try more techniques. You may bring in your own ideas for special projects or take use of prompts from the artist - instructor. There will be some painting exercises but most of class time will be spent to complete more finished artworks of your own creation. Acrylic paint, canvases and paper will all be provided. You will practice the art of painting and complete projects as you deepen your understanding of light, color, dimension, composition, and subject matter.

Enrollment limited to 12; ages 10 to 15

E18025 Saturdays, April 26 - June 7  
(6 sessions) 11:30 a.m. - 1 p.m.  
No class May 24  
\$117 Members / \$129 Non-members



Surface Design Clay Pots



Youth Drawing Studio



Tween Drawing Studio

## WANT TO TEACH AT THE ART CENTER?

Are you an Artist/Instructor looking for a place to share and develop your talent? MCFTA is always interested in proposals for series classes or workshops, whether in a discipline we currently offer, or something new. If your art-making career is at a stage where sharing your passion with others is the next step for you, contact Bob Bowman at [bbowman@minnetonkaarts.org](mailto:bbowman@minnetonkaarts.org) for adult programming or Ruth Mason at [rmason@minnetonkaarts.org](mailto:rmason@minnetonkaarts.org) for children and youth programming. (If you know you're ready to teach, but aren't sure exactly what form your class would take, we can help you figure out where your skills would fit into our program best.)



# Spring 2025 Artist-Instructor Bios

Visit our website for longer artist bios and links to their websites, articles and more [minnetonkaarts.org/about-us/artist-instructors](https://minnetonkaarts.org/about-us/artist-instructors)

**Clarice Allgood** graduated from Northern Clay Center's MN NICE advanced certificate program after studying at Anderson Ranch and Penland, and completing a series of residencies. She works with both thrown and hand-built forms.

**Scott Lloyd Anderson** is a full time, nationally known landscape oil painter and teacher. His previous career as a magazine art director greatly informs his approach to picture-making. His work is included in the collections of the Minnesota Historical Society and many private and corporate patrons. He has won awards across the country, and he has painted in China, Italy, England, Mexico and Canada.

**Joe Balabuszko** is a master gilder and journeyman sign painter, with over 50 years of experience in the trade, including the Chicago Stock Exchange, Chicago Union Station, and private commissions. He loves to share his passion for gilding with other artists who want to learn the history, materials, and techniques of the gilding process.

**Suzann Beck** is a Minneapolis-based artist specializing in portraiture. She holds a B.F.A. from Moorhead State University, and serves as an Ambassador for the Portrait Society of America in addition to taking portrait commissions and teaching.

**Bradley Benn** comes to pottery after earning degrees in engineering, BSEE and BSIE, from Washington University in St. Louis, working in industry and making harpsichords. He served as Assistant Director and managed the pottery studio at Edina Art Center.

**Reba Berge** owns A Precious Petals Florist in West St Paul, studied at Koehler & Dramm's Institute of Floristry and received her degree in Horticulture from North Dakota State. She's taught classes for various groups including the Minnesota Arboretum and the Minnesota Association of Agricultural Educators.

**Traudi Bestler** trained at the Weavers Guild of Minnesota, The Weaving School and Sievers School of Fiber Arts. She has been a teacher of weaving, dyeing and fiber arts for more than 20 years.

**Sarah Bober** studied fine arts at St. Olaf College. She began making jewelry in 2007 and has been selling her work at art shows and teaching classes ever since, specializing in metal art clay.

**Nicole Buchholz** began her weaving journey in Traudi Bestler's classes at Minnetonka Center for the Arts. She mainly weaves on frame looms and rigid heddle looms, simple looms with endless weaving potential. Nicole enjoys teaching weaving fundamentals to students of all ages at MCFTA. When not dreaming up her next weaving project, Nicole may be found in the studio drawing, painting, or making pottery. She hasn't found an art form that she doesn't love!

**Genie Castro** studied under painter Hananiah Harari at the famed Art Students League in New York. Her work is admired for its exuberance, assured use of color and bold form. Her passion for creating is matched by her passion for helping students find their own voice through making art.

**Krissy Catt** has been building her career in clay, with a focus on handbuilding, for more than 20 years. Besides her business, Catt Ceramics, Krissy works in the Edina Schools and with senior adults.

**Alex Chinn** grew up in rural Massachusetts in an old farm house with his painter mother. He was exposed to many forms of art, including clay, from early childhood. Clay became his primary artistic outlet while studying with Ron Gallas at Macalaster. In 1998 Alex formed his studio, Ceramic Chinn. Alex makes sculptures, tiles, and functional pottery, inspired by nature and daily household use.

**Michele Combs** is a plein air, impressionistic painter who has been painting since 1995, and teaching since 2005. She studied classical realism at the Minnesota River School of Fine Art and with nationally recognized artists.

**Christopher Copeland** attributes his love of open, serene landscapes to his rural Washington County childhood. A graduate of the College of Visual Arts in St Paul, he has exhibited and received awards for his work in plein air events and galleries across the country.

**Kathy Creger** has a passion for botanicals that began with a class at the Minnesota School of Botanical Art, studying with Marilyn Garber. Kathy's orchid illustrations appear in several international publications, including "Orchids of Tropical America, an introduction and Guide." Her work is included in the permanent collection of the Eloise Butler Wildflower Garden Florilegium.

**Shelli Erck's** passion for all things floral began when she started working in a local flower shop. She now owns Hudson Flower Shop, which is celebrating over 75 years in the same location and has been awarded Saint Croix Valley Best Florist in 2016-2024 as well as being one of Teleflora's and FTD's top members. She is a long term member of the Society of American Florists.

**Lynn Foskett Pierson** received her BFA in painting from Northern Illinois University and has exhibited her work extensively in the Southeast in addition to being active in various arts organizations there. Having relocated to Minnesota, she is establishing her studio and art practice here. She enjoys the unexpected elements of the creative process, and cultivates them in her work.

**Catherine Hearing** is a self-taught artist with more than 40 years of experience in watercolor painting, who began teaching in 2004. A frequent and award-winning exhibitor, she is a Signature member of the Transparent Watercolor Society of America among others.

**Sonja Hutchinson** is a Signature member of the Minnesota Watercolor Society and has been painting in watercolor since 2001. Her artwork employs both traditional and non-traditional watercolor techniques.

**Khalil Jannah** received his BA in Sociology from Bates College and brings his experience with a wide variety of art media to his ceramic work. He creates both functional and sculptural work, and finds inspiration in the parallels between ceramic forms and the human body.

**Kevin Kluever** teaches art to students of all ages, creates paintings in his studio, and also takes on mural commissions (more than fifty of them, both indoor and outdoor), which can be found throughout the West Hennepin area, especially Maple Plain. A self-taught landscape painter, he learned to paint the way he likes to teach it: by studying the masters.

**Vera Kovacovic** studied art history and painting in the former Czechoslovakia, and earned a doctorate degree in Comparative International Education at the University of Minnesota. Discovering watercolor and studying with exceptional watercolorists renewed her passion for artistic expression. She considers the medium itself to be an excellent teacher, requiring patience, timing, and a sense of structure, which she balances with her own sense of spontaneity.

**Alex Lange** is a teacher and potter working in Minneapolis, Minnesota. Alex started his work in clay in the vibrant Powderhorn Park pottery community and has continued his development at the Northern Clay Center in the MN NICE Program. He has worked and taught in many community studios across the Twin Cities and is grateful to the wealth of knowledge and community in these amazing spaces.

**Bonnie Lauber-Westover** has taught in the Minneapolis area for over 25 years at schools, colleges, and art centers. She has exhibited widely, been a juror at art competitions, and worked as a visiting artist at many art centers and schools.

**Laurie Lausen** is an avid rug hooker who began designing and hooking rugs in the early 70s. In the 80s she founded her studio, gallery and retail shop, The Woolly Red Rug. Laurie is one of "America's Best" in the Directory of Traditional American Crafts.

**Barbara Lidfors** received her Master of Fine Arts degree from Vermont College of Norwich University before moving to Germany, where she served as Assistant Adjunct Professor for Art at University of Maryland in Europe (Heidelberg) and exhibited her work in over a hundred solo and group shows throughout Germany and other countries.

**Ernest Miller, Jr.** is a ceramicist and sculptor with extensive teaching experience. Ernest is an exhibitor and award winner in many juried shows locally and nationally. His work is widely collected.

**Jon Neuse** has been teaching for the past 25 years in a variety of media, including abstract landscape, abstract figures, collage, and monotype. Jon's work has been described as playful and childlike with an emphasis on color. His work has evolved over the years, from his early large-scale monotypes to his current exploration with 3-D accordion books.

**Chiaki O'Brien** is a Saori weaving artist/instructor as well as a Taiko (Japanese drumming) performer/instructor, working with students of all ages and abilities. She is the founder of Studio Fun in Bloomington. Her approach to teaching involves both individual problem-solving and group learning.

**Dorothy Odland** holds a B.F.A. and M.F.A. from the U of MN. She is a founding member of the Women's Art Resources of Minnesota (WARM) and has been an exhibitor, award winner, juror and gallery lecturer for more than 25 years.

**Connie Ortberg** brings her experience in a wide variety of art-making media - including painting, printmaking, photography, and jewelry making - to her newest passion, Shibori dyeing. She's taught workshops at various venues across the country.

**Lee Persell** is the Ceramics Studio Manager for the MCFTA. She exhibits in shows and galleries throughout the Midwest and has taught at the Art Center since 1997.

**Diane Petron's** experiences in ceramics and fused glass classes at MCFTA inspired her to make the transition to teaching as she cultivated her expertise. Although she holds a BA in music education, she finds she enjoys teaching art much more than music!

**Dan Petrov** is a classically trained artist and instructor with more than 25 years of experience, including studying and exhibiting in Europe, Canada, and the U.S. He specializes in Renaissance and Flemish oil painting methods and modern forms of *alla prima* (wet-on-wet) painting.

**Frank Picos** is a Sculpture Studio Assistant at MCFTA and teaches stone carving for both youth and adults. He is a member of the Society of Minnesota Sculptors. Frank is a part-time artist and supports the Art Center with his construction experience.

**Bill Reynolds** has worked as a professional illustrator and designer since 1981, producing work for national and international clients and ad agencies. He studied at MCAD and St Kate's, and taught at the Art Institutes International Minnesota for more than ten years.

**Andrew Rivera** received his BFA in Ceramics and Sculpture from The University of Minnesota-Duluth and completed the MN NICE Certificate program at Northern Clay Center in Minneapolis, MN. He is currently a studio potter at Clay Coyote in Hutchinson, MN. Inspired by function, history, design, and culture, his wares reflect on personal identity and his heritage.

**Danny Saathoff** is an artist and instructor who splits his time between sculptural art and jewelry design, believing that the two art forms directly influence one another. He also teaches at Carleton College.

**Kathleen Sheridan** teaches all types of origami and is constantly learning the latest models by attending national and international origami conventions. Kathleen is the host of *Origami Connect*, and she serves on the Board of Directors for OrigamiUSA.

**Erin Stahl** grew up in Fergus Falls, MN and earned her B.F.A. in Painting from Drake University. She has been a mixed media artist, graphic designer, and community art teacher for over 20 years. Her own creative work focuses on art journaling, mixed media, and watercolor. While she teaches artists of all ages, helping kids nurture their creative spark is her favorite part of teaching. Erin also serves as a Teaching Artist for Caponi Art Park in Eagan, MN.

**Julie Vogl** began her glass mosaic work with stained glass in a neighborhood community class, moving up to Tiffany-style lampshades. Her desire to pursue glass in another art form led her to glass mosaics, in which she incorporates an array of other media and objects.

**Kristina Wacker** is an illustrator, animator, and frequent dabbler of mediums, having received her BFA in Illustration from the Minneapolis College of Art & Design (MCAD). Much of her practice revolves around the themes of fantasy and nature, and she spends much of her work exploring worldbuilding, color, and the joys of artistic experimentation. Her primary mediums are digital art, pen & ink, watercolor, and comics.

**Art Weeks** is an award-winning artist in a variety of mediums including pastel, oil, acrylic and watercolor. He is active in the Lake Country Pastel Society, Minnesota Watercolor Society, Outdoor Painters of Minnesota, and NorthStar Watermedia Society. A retired architect, he holds a B.A. in architecture from the University of Illinois. He enjoys pastels as an artistic medium because of the rich color and combination of drawing and painting skills the medium requires.

**Sophia Weisensel** received her MFA from New York Academy of Art, where she's taught figurative painting and drawing classes, but focuses on the people of the rural Midwest as the subject of her art, exploring themes such as coming of age and family dynamics in her psychologically resonant images.

**If a class description lists "Art Center Faculty," it means that as this catalog went to print, an instructor had not yet been assigned. Please check the class description on the website or call the Registrar for more current information.**

## NEW STUDENT DISCOUNT

**If you've never taken a class with us before, enjoy a 10% savings on your first registration! (Details, p. 19)**

**Call the Registrar at 952.473.7361, x. 160 to claim this benefit! It cannot be processed online or combined with other discounts.**



# Class Registration

Once you've found the classes or workshops that interest you, reserve your spot by registering and paying as soon as possible, as some fill up quickly. Please register at least one week before the class starts.

Register in the way that is most convenient for you:

- Online at [www.minnetonkaARTS.org/classes](http://www.minnetonkaARTS.org/classes).
- Stop by or call the Registrar (front desk) at 952.473.7361, x. 160. Make sure to have the class number, title and payment ready. Registrations made by phone must be paid by credit card.
- Complete the Registration Form below and mail it to Minnetonka Center for the Arts.

Please note that class spots cannot be held without full payment and a signed liability waiver.

If a class is canceled due to insufficient enrollment, the Art Center will contact students by phone or email prior to the first class date. Students have the option to transfer into another class or receive a full refund.

If you have any questions, please call the Registrar at 952.473.7361, x. 160.

## DISCOUNTS AND TUITION ASSISTANCE

### Member Discount

Members of the MCFTA save 10% on every class and workshop for 12 months. An annual household membership is \$60 (\$55 age 62+) and can be purchased at the time of registration immediately applying the discount to that registration.

### New Student Discount

Non-member students who have never previously taken a class at MCFTA qualify for a 10% discount on their first class. This is a one-time offer on tuition only and does not extend to materials, additional fees, Summer Arts Camp, birthday parties or subsidized classes. It cannot be combined with any other offer. **The New Student Discount cannot be processed online.** To claim this discount, please register by visiting or calling the front desk at 952.473.7361, x. 160.

## SCHOLARSHIPS

Tuition assistance is available thanks to contributions to scholarship funds to help make art education available to all children and adults. Please call the Registrar at 952.473.7361, x. 160, for information and an application. Applications are due three weeks prior to class start.

## CANCELLATIONS

- The Art Center charges a 10% administration fee for every registration cancellation or class transfer to cover administrative costs.
- Students canceling more than 14 days prior to the class start date will receive a 100% refund (minus administration fee).
- Students canceling 7 - 14 days prior to the class start date will receive a 50% refund (minus administration fee).
- Students canceling less than 7 days prior to the class start date will not receive a refund.
- Transfers must be made more than 14 days prior to a class start date and are subject to the administration fee.
- Tuition is not prorated for missed classes or for students who register late. Make-up classes are available at the discretion of the instructor.
- Late registrations may be accepted after a class has begun if space is available and with the permission of the instructor.
- Weather-related cancellations are nonrefundable. Make-up classes will be scheduled to the best of our ability.

**NOTE:** The Summer Arts Camp program has a different cancellation policy. Details available at [minnetonkaARTS.org/classes/summer-arts-camp](http://minnetonkaARTS.org/classes/summer-arts-camp).

## MATERIALS

Materials fees and model fees not included in tuition must be paid with class registration.

The course description will indicate what materials are needed. If a materials list is not mentioned or provided before the start of class, bring the supplies you have or think you might need. Your instructor will tell you if additional materials are needed.

Most class materials lists are available online ([minnetonkaARTS.org/classes/class-materials-lists](http://minnetonkaARTS.org/classes/class-materials-lists)). A list of materials available for sale at the Art Center is also viewable online ([minnetonkaARTS.org/classes/art-resources](http://minnetonkaARTS.org/classes/art-resources)).

Photography students should bring their own camera. Ceramics students supply their own tools and clay (which may be purchased at the Art Center). The average materials cost per session for beginners is about \$35. Firing and glazing fees are calculated by dimension and are paid at the front desk.

## OPEN STUDIO POLICY

Studio privileges are available during regular building hours only to students who are currently enrolled in (and regularly attending) a class, in studios when class is not scheduled. Please see your instructor or call the Registrar for open studio hours.

## CLASS SKILL LEVELS

To help students find classes with the right level of challenge, the classes in this catalog are noted with the following skill levels:

**(B) Beginner:** Student has no experience with the medium or needs a fundamental knowledge of techniques and materials.

**(AB) Advanced Beginner:** Student needs more instruction or a refresher on fundamental techniques or needs help to solve basic problems with the medium.

**(I) Intermediate:** Student has already completed several works in this medium and has begun exhibiting. The student is able to solve many problems independently, is developing design and composition skills and wants to try, or is experimenting with, a variety of techniques.

**(AD) Advanced:** Student is able to work independently and seeks critique from the instructor or peers. The student has developed a style and can discuss the concept behind the work and has begun the process of creating a resume and portfolio.

**(ALL) All Skill Levels:** The class is open to students of all levels.

**[CORE CLASS]:** A fundamental class that may be a good entry into a new medium.

*The Art Center recommends that students in all disciplines take a drawing class at some point in their education.*



The Minnetonka Center for the Arts is accessible to students with disabilities. If you require special assistance, please let the Registrar know at 952.473.7361, x. 160, or the Minnesota Relay Service (for the hearing impaired) at 800.627.3529

two weeks prior to class. We will be happy to accommodate your needs.

# Registration Form

## Minnetonka Center for the Arts

Today's Date \_\_\_\_\_

Name (First, Last) \_\_\_\_\_

Address \_\_\_\_\_ City/State/Zip \_\_\_\_\_

Phone Number \_\_\_\_\_ Alternate Phone \_\_\_\_\_

Emergency Contact (Name, Relationship, Phone) \_\_\_\_\_

Student Email \_\_\_\_\_

Class Number	AM PM	Class or Workshop Title	Student Name	D.O.B. (<18)	Model or Materials Fees	Tuition

**METHOD OF PAYMENT**  Check # \_\_\_\_\_  Visa  Mastercard

Account # \_\_\_\_\_ Exp. Date \_\_\_\_\_ CVV \_\_\_\_\_

Date into RE (Office use) \_\_\_\_\_

**REGISTRATION & CLASS FEES** All fees must be paid in full when you register. We cannot reserve space without full payment.

You may register by:

**Online:** [www.minnetonkaarts.org](http://www.minnetonkaarts.org) • **Mail:** 2240 North Shore Drive, Wayzata, MN 55391

**Phone:** 952.473.7361, ext. 160

TUITION SUBTOTAL	
MODEL AND MATERIALS FEES SUBTOTAL	
MEMBERSHIP (OPTIONAL)	
<b>Subtotal</b>	
MINUS DISCOUNTS OR SCHOLARSHIPS	
<b>TOTAL</b>	

**Register online at**  
**[www.minnetonkaARTS.org](http://www.minnetonkaARTS.org)**

**New student?** Tell us how you discovered the Art Center? (please circle one)

Word of mouth • Advertisement • Web Search

Facebook • Instagram • Twitter

Article • Catalog Mailing • Event/Exhibit

Ridgedale • Drive by • Summer Arts Camp

Other \_\_\_\_\_

## MEMBERSHIP STATUS

Membership is encouraged but optional

**Current Member**

**NEW Member**

Basic \$60  
(\$55 senior discount)

Friend \$100

Sponsor \$250

Patron \$1,000

**Non-member**



## Art Center Hours\*

Monday	9 a.m. - 4 p.m.
Tuesday	9 a.m. - 9 p.m.
Wednesday	9 a.m. - 4 p.m.
Thursday	9 a.m. - 9 p.m.
Friday	9 a.m. - 4 p.m.
Saturday	9 a.m. - 4 p.m.
Sunday	Closed

The Art Center is closed these holidays: New Year's Day, Memorial Day, Independence Day, Labor Day, Thanksgiving Day, Christmas Eve Day and Christmas Day.

The Art Center is closed two weeks each year: the week before Labor Day for cleaning and maintenance and the week from Christmas Day through New Year's Day. Phone lines will be open these weeks, M-F, excluding holidays, from 9 a.m. - 4 p.m.

**Weather closings** will be posted to our website, news outlets, and social media. We follow the Orono Public Schools regarding closures and late starts (when the Art Center will open at 10 a.m.). Weather related cancellation policy is on page 19.

**Open Studio** is a free benefit for currently registered students only, so they may continue artwork projects outside of class. Call the Registrar for available open studio hours.

\*Subject to change. Check the website for updates.

## Art Center Café Hours

The Art Center Cafe remains closed until further notice.

## OUR MISSION

In the belief that the visual arts are indispensable to a healthy community, it is the mission of the Minnetonka Center for the Arts to provide teaching excellence, quality exhibitions and cultural enrichment for people of all ages, interests, and abilities.

## Minnetonka Center for the Arts

2240 North Shore Drive  
Wayzata, MN 55391-9347

minnetonkaARTS.org  
952.473.7361, x. 160

Nonprofit  
Organization  
U.S. Postage  
PAID  
Minnetonka  
Center for the Arts

*This activity is made possible by the voters of Minnesota through a Minnesota State Arts Board Operating Support Grant, thanks to a legislative appropriation from the arts and cultural heritage fund.*



**LOCATION** 2240 North Shore Drive, Wayzata 55391-9347

**Just 20 minutes** from downtown Minneapolis and 5 minutes from downtown Wayzata

**Two blocks west** of the Dakota Rail Regional Trail

**About 1/2 mile** from the Noerenberg Gardens



# /VISUALLY SPEAKING/ SPRING 2025

## Minnetonka Center for the Arts

Classes / Exhibits / Outreach

Spring Courses at MCFTA / PAGES 8 - 17

Exhibits / PAGE 2