

/VISUALLY SPEAKING/

F A L L
2 0 2 5

Minnetonka Center for the Arts

Classes / Exhibits / Outreach

Visual arts education for all ages,
interests, and abilities

ESSENTIAL DATES

Faculty Show*

September 2 – October 4

Reception: September 11, 6 – 8 p.m.

Fall I classes

September 2 – October 25

Online and in-person registration open
Monday, July 28, Noon

Phone registration opens Tuesday, July 29
Please register by August 18

Arts of the Holidays Show & Sale*

October 24 – December 20

Monday – Saturday, 10 a.m. – 4 p.m.

Fall II classes

October 27 – December 20

Online and in-person registration open
Monday, July 28, Noon

Phone registration opens Tuesday, July 29
Please register by October 13

**Free and open to the public*



**Everyone is welcome
at the Art Center!**

Fall Classes / PAGES 8 – 17

Exhibits Update / PAGE 2

Director's Note/ PAGE 3

Contributor Thank You / PAGE 4

Artist Spotlight / PAGE 5

Instructor Bios / PAGE 18

Class Registration Instructions / PAGE 19

Three Towers by Gail Katz-James

Exhibits Update

Exhibits and opening previews are free and open to the public. Our facility is fully accessible to ensure that the visual arts are available to everyone.

Original artwork is available for viewing and purchase at the Minnetonka Center for the Arts in the gallery, throughout the building and at Ridgedale Center. To purchase artwork at the Art Center,

see the Registrar at the front desk. To purchase artwork exhibited through Partners in Art, contact Bob Bowman at bbowman@minnetonkaarts.org or 952.473.7361 x. 170.

CALL FOR ENTRIES: ARTS OF THE HOLIDAYS

Entries due: September 10, notification ongoing

Fine craft and art in all media are sought for this event, an artful alternative to the usual holiday shopping options. Apply by emailing three images of your work with medium and pricing information to bbowman@minnetonkaarts.org by September 10. For more details, see the Calls for Entries page at www.minnetonkaARTS.org.



ARTS OF THE HOLIDAYS SHOW AND SALE

As we prepare for another Arts of the Holidays show, we'd like to thank the volunteers who made last year's event so successful by assisting shoppers, writing up purchases, setting up displays, and so much more! We couldn't do it without your gifts of time and enthusiasm!

If you'd like to get involved with this year's show, contact volunteer coordinator Maryalice Brenk at mmbrenk9@gmail.com.

Terry Ankeny	Elizabeth Franklin	John Jacobi	Jules Rayne
Matt Batzlaff	Kristina Graber	Lori Jacobson	Judy Rodewald
Anne Bendt	Diane Hass	Jaime Liang	Laun Sanderson
Barbara Benjamin	Bonnie Hector	Bobbie	Judy Schmeling
Maryalice Brenk	Karen Hill	McMonagle	Kiera Schmeling
Shannon Carney	Penne Holt	Judy Platt Nelson	Marcella
Krissy Catt	Olivia Hrusovsky	Kirk Nelson	Schumacher
Laura Cohen	Sarah Hrusovsky	Sandy Pasmanner	Carrie Svendahl
Joan Dayton	Lisa Iserman	Pepper	Rachel Traynham
Pam Fechter	Benton Jackson	Pepperwolf	Lowell Vogen
David Folin	Cathe Jacobi	Michelle Plombon	Julie Vogl

FACULTY SHOW

September 2 - October 4
Reception September 11, 6 - 8 p.m.

LAURA H. MILES GALLERY
Free and open to the public

MCFTA's talented Artist-Instructors share the vision behind their teaching in this walk-through catalog of the varied learning experiences available in our studios. Find something wonderful to add to your collection, or get some ideas about which class you'd like to take next! *All exhibited work will be for sale.*

ARTS OF THE HOLIDAYS SHOW & SALE

October 24 - December 20
Monday - Saturday,
10 a.m. - 4 p.m

LAURA H. MILES GALLERY
Free and open to the public

Featuring new artists to discover and new collections by returning favorites, the *Arts of the Holidays Show & Sale* offers you the chance to shop a gallery full of fine craft and art, selected for character and value - perfect for holiday giving! Enjoy the unhurried atmosphere of shopping in our spacious gallery, with even more to see in our retail shop. With over a hundred local artists' work, it's a holiday shopping must!



UP CLOSE AND SCULPTURAL

CONTINUES AT RIDGEDALE CENTER, 12401 Wayzata Blvd, Minnetonka.

A curated selection of small-scale sculpture and fine craft objects celebrating the vitality and variety of Minnesota artists' work, displayed throughout the ground floor and Nordstrom Concourse second floor, part of our ongoing Partners in Art program.

To have your work considered, send images of sculpture (up to 30" in height) or fine craft objects to bbowman@minnetonkaarts.org. Include media description and retail price information; all exhibited work must be for sale.

/VISUALLY SPEAKING/

Fall 2025

CONTENTS

1	Essential Dates
2	Exhibits Update
3	Director’s Note
4	Thank You Donors / Welcome Members
5	Artist Spotlight
6 - 7	Classes at a Glance
8 - 17	Class Descriptions
18	Artist-Instructor Bios
19	Registration Details
20	Art Center Hours / Mission / Location

BOARD OF DIRECTORS (as of 06/25/2025)

CHAIR	Jim Schwert
VICE CHAIR	Curt Paulsen
SECRETARY/ TREASURER	Gary Lasché
MEMBERS AT LARGE	Susan Adelman Lori Bauer Laura Bernstein Barbara McBurney Ken Rowe Joan Suko

ART CENTER STAFF

EXECUTIVE DIRECTOR	Roxanne Heaton, x. 150 rheaton@minnetonkaarts.org
EXHIBITS & ADULT PROGRAM DIRECTOR	Robert Bowman, x. 170 rbowman@minnetonkaarts.org
CHILDREN & YOUTH PROGRAM DIRECTOR	Ruth Mason, x. 190 rmason@minnetonkaarts.org
MARKETING & COMMUNICATIONS DIRECTOR	Open Position
ACCOUNTING ASSOCIATE	Lisa Iserman, x. 180 liserman@minnetonkaarts.org
CERAMICS STUDIO MANAGER	Lee Persell, x. 140 lpersell@minnetonkaarts.org
DEVELOPMENT ASSOCIATE	Susan Weir, x. 100 sweir@minnetonkaarts.org
REGISTRARS	registration@minnetonkaarts.org Laura Kennedy x. 160 lkennedy@minnetonkaarts.org Diane Petron, x. 160 dpetron@minnetonkaarts.org
VOLUNTEER OPPORTUNITIES	Maryalice Brenk mmbrenk9@gmail.com
WEBSITE	minnetonkaARTS.org
FACEBOOK	facebook.com/artcentered
TWITTER	@Mtkacenter4arts
INSTAGRAM	minnetonkaarts



DIRECTOR’S NOTE

Dear Friends,

Welcome to a new fiscal and academic year! We hope you’ll take the opportunity to experience all the Art Center has to offer throughout the upcoming year. We’ve planned some exciting new classes and workshops for fall in addition to all the old favorites. Take a class, visit the gallery or just stop to reconnect! We hope to see you soon...

As you peruse the fall offerings, you probably won’t be surprised to see the price of classes has gone up slightly (approximately 5%). Like you, our expenses keep going up and we need to offset these additional costs through both contributed and earned income. That being said, we never want our fees to be a barrier to participation and through the generosity of several longtime supporters, scholarships are available to qualified applicants. Please consult the website or give us a call for further details.

If your circumstances permit, please consider supporting the Art Center with a membership and a donation. Your support is more important than ever! We are pleased to announce we have been awarded a \$100,000 challenge grant by an anonymous foundation. Gifts from new donors or increased support from continuing donors will count towards the challenge, doubling your gift! Watch for a brightly colored envelope to arrive in your mailbox this fall and please consider our request. The annual fund is a lifeline that sustains our programming year to year. Your gift supports:

- Class offerings for adults and children, more than 600 a year.
- Exhibits each at our main location and the Ridgedale Center that are always free and open to the public.
- Outreach programs that have delivered art experience to thousands, reaching underserved populations including children of families living on the economic edge, children and adults with physical or developmental challenges, seniors and more.

As a nonprofit community art center, we make the visual arts available to all regardless of age, income or abilities. Please give generously if you value the arts. We are richer because of people like you who believe that the visual arts are indispensable to a healthy community. If you do not receive the appeal mailing and would like to make a donation, call us or visit our website. Every gift is greatly appreciated!

Best regards,

Roxanne L. Heaton,
Executive Director

THANK YOU.

THANK YOU TO ALL WHO MADE MEMBERSHIP, PROJECT, SPONSORSHIP, CORPORATE, OPERATING AND CAPITAL GIFTS TOTALING \$150 OR MORE AND ALL IN-KIND AND MEMORIAL GIFTS BETWEEN MARCH 1 – MAY 31, 2025.

\$40,000 +
Jolan 1969 Trust/John C. MacMillan

\$10,000
Lynn Beihl

\$5,000 - 9,999
Anonymous
Mary Swanbeck Bowman
Joan Dayton

\$2,000 - 4,999
Dougherty Family Foundation/Kathy and Mike Dougherty
The Longview Foundation/Mary C. Dolan/Lucy C. Mitchell

\$1,000 - 1,999
American Online Giving Foundation/Piper Sandler Companies/
Andrew Zabilla
DAFgiving360/David and Marilee Mahler Charitable Fund/
Dave and Marilee Mahler/Walter R. McCarthy and Clara
M. Ueland Gift Fund/Walter McCarthy and Clara Ueland
The Minneapolis Foundation/Henry and Katherine Doerr
Memorial Fund/Katherine Doerr/Leland T. Lynch and Terry
Saario Fund/Leland T. Lynch and Terry Saario
Edward and Sherry Ann Dayton
John and Maureen Drewitz
Becky and Ben Field
Kay and Owen Gregg
Mr. Benton Jackson and Ms. Deborah K. Mielke
Steve and Sheri Schellhaass

\$500 - 999
Susan and Kerry Adelman

Lori Bauer
George Edmonson
Patricia Fair and Randy Arnold
Linda Ferguson
Al and Kathy Gotkin
Kate Kopka
Gary Lasché and Nancy Nechas-Lasché
Jim and Carrie Schwert
Trish Vaurio

\$150 - 499
Fidelity Charitable/Sarah Fjelstul and François Charette Family
Giving Fund/Sarah Fjelstul and François Charette
Patricia and Jeffrey Baker
Sandy and Gary Baron
Diane Carlson
Brooks Chandler
Debbie and Scott Cooper
Anthony Drewitz
Evie and Jeff Engler
Dr. Diane and Mr. Tom Hovey
Sally Hwang
Bob and Lin Jodan
Cheryl and Tim Krause
Nancy Leitch
Michael and Katie Meek
Katherine B. Murphy
Suzanne Olson
Sharon Miller-Thompson
Robert Savage
Mike and Colette Sulser
Julie Vogl

TRIBUTE AND MEMORIAL CONTRIBUTIONS

In Memory of Carl Beihl
Lynn Beihl
Jeff and Brenda Boehler
In Memory of Stuart Fogel
Esther and Louis Fischer
In Memory of David William Hovey
2 Anonymous Gifts
Ms. Danielle Anastasia
Cynthia and Gregory Anderson
Ms. Laura Bauer
Mr. Timothy Benson
Ms. Susan and Mr. David Betzler
Mr. Kale Brockmann
Ms. Diane Carlson
Ms. Amanda Carter
Ms. Rene Chang
Mrs. Kacie Foster
Tamara Gambino
Mr. Scott Harstedt
Mr. Patrick Hobart
Dr. Diane and Mr. Tom Hovey
Ms. Susan Hovey
Mr. James Huttemier
Mrs. Lisa Newton
Mrs. Amy Pabich
Ms. Alex Raw
Mrs. Linda Sandbo
Ms. Kathy Simpson
Mr. Nicholas Stallock
Mr. Mason Stark
Ms. DeeAnn Stenlund
Jenni and Nate Streed

Ms. Diem Tran
Elizabeth Treat
Mr. Alex Waterman
Cindy and Preslee Welu
Mr. Bill Wold
In Memory of Cynthia Kath
Randy Rosauer
In Memory of Susan Meyer
Rabbi Linda Goldstein and Mr. Steve Goldstein
In Memory of Shush Stoker
John and Maureen Drewitz

GIFTS IN KIND

Lynn Beihl

FOUNDATION CONTRIBUTIONS

American Online Giving Foundation/Piper Sandler Companies/
Andrew Zabilla
DAFgiving360/David and Marilee Mahler Charitable Fund/
Dave and Marilee Mahler/Walter R. McCarthy and Clara M.
Ueland Gift Fund/Walter McCarthy and Clara Ueland
Dougherty Family Foundation/Kathy and Mike Dougherty
Fidelity Charitable/Sarah Fjelstul and François Charette Family
Giving Fund/Sarah Fjelstul and François Charette
Jolan 1969 Trust/John C. MacMillan
The Longview Foundation/Mary C. Dolan/Lucy C. Mitchell
The Minneapolis Foundation/Henry and Katherine Doerr
Memorial Fund/Katherine Doerr/Leland T. Lynch and Terry
Saario Fund/Leland T. Lynch and Terry Saario

Welcome and thank you to all new and renewing members (March 1 – May 31, 2025)

PATRON (\$1,000)

Mr. Benton Jackson and
Ms. Deborah K. Mielke

FRIEND (\$100 - 249)

Todd Ames
Ms. Kathi J. Chappell
Ms. Carolyn Cole
Debbie and Scott Cooper
John and Ann Gougebas
Dr. Jessica Greenblatt
Kay and Owen Gregg
Tom Hessel
Mrs. Leigh Hull
Ms. Mindy Isaacs
Susan and John Leighton
Mr. John Lettmann
Dr. and Mrs. Daniel Lips
Rita Maehling
Susan Marvin
Mrs. Colleen Ness and Mr. David Ness
Mrs. Deborah Petersen and
Mr. Randy Petersen
William and Gail Ribnick
Mr. Richard Sathe
Jack and Kathryn Swenson
Nancy and Rick L. Zinter

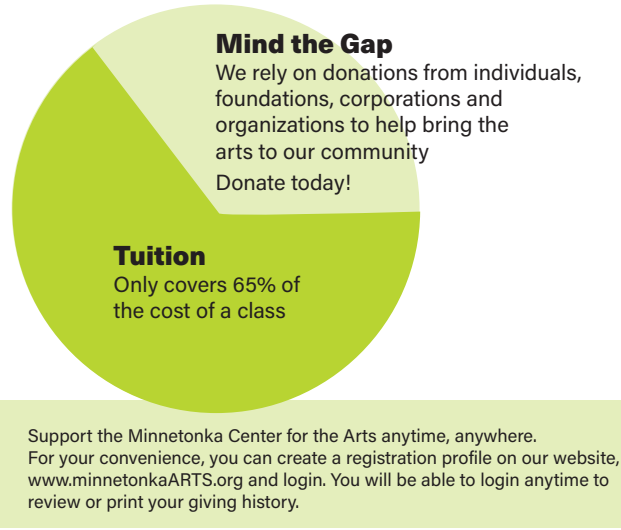
BASIC (\$55 - 99)

Mrs. Deborah Barce
Nicole Berlin and John C. MacMillan
Kathleen Brady
Mr. Robert Brihn
Mr. Bill Britt
Mrs. Liz Bullis
Jess Burke
Emily Burton
Ms. Cynthia Busch
Ms. Kathryn Carlson

Ms. Marcia Carlson and
Mr. Bruce P. Carlson
Mr. Kar Keat Chong
Kay Cohen
Debbie and Scott Cooper
Mrs. Stephanie Danek and
Mr. Gerald Danek
Jane Davidson
Cynthia Dilliard and Marcus Dilliard
Ms. June Egberg
Mrs. Yvonne M. Foster
Tom and Michele Frahm
Ms. Elizabeth Franklin
Reverend Barbara Gadon
Mary Gatz
Mr. David Gavin
Mrs. Patricia Golden and
Dr. Richard Golden
Mr. Mark Griffin and Ms Susanne Griffin
Ms. Robin Gunsolus
Terrie Gwen
Ms. Carole Hallman
Mr. Nobuya Hashizume
Ms. Mundy Hebert
Kathleen and Thomas Henderson
Ms. Julie Humiston
Sandra Immel
Gail Jandl
Ms. Alyssa Johnson
Mrs. Natele Jones
Mr. Joel Kaplan
Ms. Marni Kirchmaier
John and Nancy Kolacke
Dr. Gary Krupp
Mr. Stephen Lackore
Ms. Vicki Lantto
Mrs. Cynthia Lilly
Marjorie Lindberg
Patti Loftus
Ms. Jeanne Lukas

Mr. Eber Lusty
Kammy Lyon
Thomas Maglio
Mr. Tim McClellan and
Ms. Candace Gordon
Ms. Sheila Meixner
Mr. Jeffrey Miller
Sharon Miller-Thompson
Ms. Susan Busch Nehring
Ms. Kristen Nelson
Mr. Kevan Nitzberg
Jay and Jennifer Novak
Ms. Alice Okrent
Ms. Ellen Olson
Mrs. BreaH Ostendorf
Robert T. Patton
Ms. Diane H. Pearson
Ms. Emily Popp
Pady Regnier
Patricia and Michael Reinert
Ms. Niki Rubinger
Kim Salmela

Mrs. Mary Sauter
Cindy Tsai Schultz
Ms. Joan Semmer
Stephany Siitari
Melissa Cohen Silberman and
Sheldon Silberman
Mrs. Kara Sorensen
Mr. Rod Staggs and
Ms. Robin Alexander-Staggs
Liba Stillman
Ms. Lisle Thielbar and Mr. Steve Thielbar
Mrs. Laurie Twiehaus
Dr. Kyla Wahlstrom and
Dr. Richard Wahlstrom
Ralph Weeks and Margherita G. Harris
Kathleen White
Cornelius and Betty Ann Wiens
Mrs. Melanie Willett
Bonnie Young
Mary Zilinski
Sheila Zwettler



Membership Benefits

BECOME A MEMBER

YOUR SUPPORT KEEPS OUR REMARKABLE PROGRAMS, EXHIBITS AND STUDIOS ACCESSIBLE TO THE COMMUNITY.

If you value the work we do in the community... If you or a family member take classes... or if you enjoy our exhibits... please show your support with membership. We keep tuition and fees reasonable so classes and services are accessible to more people, but it does not cover all of our costs. We depend on your support through membership and donations.

Membership Levels and Benefits

\$60 BASIC HOUSEHOLD MEMBERSHIP (\$55 WITH SENIOR DISCOUNT)

- 10% class discount for all household residents
- Invitations to special exhibit openings and events
- Eligibility to enter Members’ Show
- Higher commission rates on sold art
- \$10 discount on membership at the Walker Art Center

\$100 FRIEND MEMBERSHIP

- All of the above privileges plus:
- 10% discount on purchases in the retail shop (does not include art supplies or firing fees)

\$250 SPONSOR MEMBERSHIP

- All of the above privileges plus:
- 10% discount on purchases from the gallery and *Ridgedale Partners in Art* displays (does not include *Arts of the Holidays*)

\$1000 PATRON MEMBERSHIP

- All of the above privileges plus:
- Free use of the Henrietta Murphy Room once a year
 - Acknowledgment on our Patron's Plaque

All gifts of \$150 a year or more are acknowledged in the newsletter and the annual report. All donors of a cumulative total of \$1,000 or more during the year are honored on the Patron's Plaque in the main lobby.

Walker Art Center members receive a \$5 discount off a Minnetonka Center for the Arts membership, and MCFTA members receive a \$10 discount off a Walker Art Center membership.

To join or renew your membership, go to minnetonkaARTS.org, or call 952.473.7361, x. 160.

ARTIST SPOTLIGHT

Gail Katz-James

Gail Katz-James doesn't just make art – she builds it, bends it, and stitches it together with curiosity and joy. Her work lives at the unusual intersection of metal sculpture and textile art, and it bursts with playful spirit, a reverence for craft, and a deep respect for materials. Whether she's twisting cold metal into graceful curves or screen printing on enamel, Gail approaches her art like an invitation to explore.

Her creative life began early. “When I was five,” she recalls, “my mom hung one of my paintings in the window of a local bookstore.” That moment of encouragement stuck. From painting murals at home to taking over the ping pong table for art projects, she had the kind of freedom many young artists only dream about. “My parents were so supportive – they let me make a mess and experiment.” There's also a strong thread of legacy running through Gail's life. Her grandfather had a children's hat factory, and another ancestor was a seamstress in the royal court of Romania. Says Gail, “I have textiles in my blood.”

After two years at the Art Institute of Chicago, Gail went on to earn her MFA at UC Davis. Along the way, another major influence quietly wove its way into her life: Japan. Inspired by a Japanese babysitter who taught her origami, Gail developed a lifelong fascination with Japanese art and aesthetics. She studied the language, learned shibori, chasuri weaving, indigo dyeing, and even papermaking. Eventually she made her own tour of Japan to visit dyers and weavers.

That immersion still echoes in her work today. Japanese art's minimalism, attention to detail, and repeating patterns

all resonate with Gail. Despite being a sculptor, she remains a textile artist, and sees hardware not for what it does, but for its shape. Her transition from textiles to sculpture was less of a leap and more of a natural progression. “I loved weaving and dyeing, but I wasn't interested in tapestries. I wanted the fabric to hold its own, to stand up. So I started making wire armatures.” Those armatures needed structure, which led her to welding, “and I fell in love. It's like magic. You heat metal, shape it, and it keeps that form. It was like I was making clothes for my metal sculptures.” Now, she works almost exclusively with metal, bending it cold with a vice or shaping it with pipes into perfect curves. “Metal is forgiving – you can reheat it, bend it again, fix your mistakes. It lets you improvise in a way that weaving just doesn't.”

“Public art is democratic. It's free, it's visible, and anyone can experience it.”

Much of Gail's work lives outdoors, and that's intentional. “Public art is democratic,” she says. “It's free, it's visible, and anyone can experience it. I love that.” Many of her pieces have been featured in sculpture walks – public art exhibitions that travel from city to city. “It's not easy to get those opportunities, but they're worth it. People engage with the work in a different way.”


And that engagement is key. One of her favorite pieces, *Treasure Tower*, was



An Owls Perspective



Engaging with *Treasure Tower*



An Owls Perspective (detail)

to bring their own meaning. That inner activity is really important to me.”

Among her proudest achievements is *Flock of Houses*, (see page 20/back cover), a technically demanding piece that pushed her welding skills. She's also excited about the challenge of using enamel in *Flour Sack Rack*, a sculpture that required precision and experimentation. “I love enamel. It adds another layer of complexity – and color!”

Teaching plays another important part of Gail's work. “It keeps me sharp. Kids are freer with their ideas, more playful. I get to explore different media and help them manage anxiety through creativity. When I'm not teaching, I miss it.”

When asked the best part of being an artist, Gail replied “The freedom! It's like playtime. It's lollipops. Getting to sit and make artwork. What a privilege.” And the hardest part? “Making a living. Also, not letting critiques weigh you down. My advice? Make the work for yourself. Don't let anything leave your studio that you're not proud of. Have confidence. Critics will always be there. Do what you want to do.”

designed with compartments at various heights – the lower ones for kids, and the upper one for adults. But in true childlike fashion, kids would get their parents to lift them up to reach the highest compartment. “I love that interaction,” she says. “That's what it's about – curiosity and play.” Collaboration also fuels her creative process. “Working with another person, especially on public pieces, makes everything richer. They bring something I can't, and we solve problems together. I love that process.”

Her titles, often playful or poetic, serve as both inspiration and guidance. “A good title helps me define the work, especially in public art. ‘Untitled’ doesn't stick in people's minds. A title gives shape to an idea.”

If you ask Gail about the themes in her work, she'll tell you they're intentionally open-ended. “I want to create something that invites light-hearted play, maybe nostalgia, definitely exploration. The subject is vague, because I want people



Flour Sack Rack

Fall 2025 Class Schedule


AFFILIATED ARTS	PAGE	ARTIST-INSTRUCTOR	FALL I	FALL II	TIME	MON	TUE	WED	THU	FRI	SAT
Saturday Arts Camp for Adults	8	Art Center Faculty	A97525		9:30 AM - 12:00 PM						•
Calligraphy - an Introduction	8	McKee		B52925	9:30 AM - 12:00 PM			•			
CERAMICS	PAGE	ARTIST-INSTRUCTOR	FALL I	FALL II	TIME	MON	TUE	WED	THU	FRI	SAT
Pottery Edgewise: Thoughtful Rims and Feet-AM	8	Allgood	A90325	B90325	9:30 AM - 12:30 PM	•					
Pottery Edgewise: Thoughtful Rims and Feet-PM	8	Allgood	A91225	B91225	1:00 PM - 4:00 PM	•					
Pottery in the Making [CORE CLASS]	8	Persell	A90525	B90525	9:30 AM - 12:30 PM		•				
Ceramic Sculpture: Techniques for Handbuilding	8	Chinn	A95725	B95725	9:30 AM - 12:30 PM		•				
Beginning/Intermediate Pottery [CORE CLASS]	8	Persell	A90025	B90025	6:00 PM - 9:00 PM		•				
Ceramic Sculpture-AM	9	Catt	A94425	B94425	9:30 AM - 12:30 PM			•			
Ceramic Sculpture-PM	9	Catt	A91425	B91425	1:00 PM - 4:00 PM			•			
Throwing Foundations [CORE CLASS]	9	Brisk	A93925	B93925	1:00 PM - 4:00 PM			•			
Exploring Clay	9	Persell	A90625	B90625	9:30 AM - 12:30 PM				•		
Made of Clay	9	Miller	A97625	B97625	6:00 PM - 9:00 PM				•		
Beginning/Intermediate Ceramics [CORE CLASS]	9	Benn	A92225	B92225	9:30 AM - 12:30 PM					•	
Saturday Clay	9	Brisk	A91825	B91825	9:30 AM - 12:30 PM						•
DRAWING	PAGE	ARTIST-INSTRUCTOR	FALL I	FALL II	TIME	MON	TUE	WED	THU	FRI	SAT
Drawing Basics [CORE CLASS]	9	Lauber-Westover	A40525	B40525	9:00 AM - 12:00 PM	•					
Drawn to Color: Drawing with Colored Pencils <div>NEW!</div>	9	Lauber-Westover	A47225	B47225	1:00 PM - 4:00 PM	•					
Pen and Ink, etc.	10	Reynolds	A40225	B40225	9:30 AM - 12:30 PM			•			
Figure/Life Drawing	10	Merchán	A45525		1:00 PM - 4:00 PM				•		
Saturday Drawing Studio [CORE CLASS]	10	Nitzberg	A41625	B41625	1:00 PM - 4:00 PM						•
FIBER ARTS	PAGE	ARTIST-INSTRUCTOR	FALL I	FALL II	TIME	MON	TUE	WED	THU	FRI	SAT
Advanced Beginner Weaving	10	Bestler	A75125	B75125	9:30 AM - 12:30 PM	•					
Intermediate Weaving	10	Bestler	A70025	B70025	9:30 AM - 12:30 PM		•				
Wednesday Weaving	10	Bestler	A70425	B70425	9:30 AM - 12:30 PM			•			
Folk Art Rug Hooking	10	Lausen		B71225	1:00 PM - 4:00 PM			•			
Beginning Weaving [CORE CLASS]	10	Bestler	A78125	B78125	9:30 AM - 12:30 PM				•		
JEWELRY	PAGE	ARTIST-INSTRUCTOR	FALL I	FALL II	TIME	MON	TUE	WED	THU	FRI	SAT
Metalsmithing: Ladles, Spoons, and Skewers	11	Saathoff	A85825	B85825	9:00 AM - 12:00 PM	•					
Beginning Silversmithing and Jewelry Design [CORE CLASS]	11	Saathoff	A83225	B83225	12:30 PM - 3:30 PM	•					
Jewelry Design: Casting	11	Saathoff	A85625	B85625	9:00 AM - 12:00 PM			•			
Intermediate Jewelry Design	11	Saathoff	A85725	B85725	12:30 PM - 3:30 PM			•			
PAINTING	PAGE	ARTIST-INSTRUCTOR	FALL I	FALL II	TIME	MON	TUE	WED	THU	FRI	SAT
<div>W</div> Abstract Painting	11	Neuse	A49725	B49725	9:00 AM - 12:00 PM	•					
Mastering Oils: Realistic Florals from Photo References <div>NEW!</div>	11	Padgett	A43925		1:00 PM - 4:00 PM	•					
<div>W</div> Intermediate/Advanced Painting Studio	11	Odland	A41425	B41425	9:30 AM - 12:30 PM		•				
Pastel Landscape [CORE CLASS]	12	Weeks	A47525	B47525	9:30 AM - 12:30 PM		•				
<div>W</div> The Wonder of Watercolor	12	Connolly	A43125		9:30 AM - 12:30 PM		•				
<div>W</div> Still Life in Watercolor	12	Connolly		B43125	9:30 AM - 12:30 PM		•				
<div>W</div> Advanced Beginner/Intermediate Painting Studio	13	Odland	A41525	B41525	1:00 PM - 4:00 PM		•				
Plein Air Painting	13	Anderson	A46225		1:00 PM - 4:00 PM		•				
<div>W</div> Botanical Painting in Watercolor	13	Creger	A44325	B44325	1:00 PM - 4:00 PM		•				
Portraiture: Painting in the Classical Tradition	13	Weisensel	A47025	B47025	6:00 PM - 9:00 PM		•				
Starting Right with Acrylics	13	Kluever	A41725	B41725	6:00 PM - 9:00 PM		•				
<div>W</div> Artistic Mentorship in Watercolor	13	Hutchinson	A42725		9:30 AM - 12:30 PM			•			
Getting Started with Oils and Acrylics [CORE CLASS] <div>NEW!</div>	12	Geisinger	A46025	B46025	9:30 AM - 12:30 PM			•			
Painting Refresher Course	13	Lidfors	A40325	B40325	1:00 PM - 4:00 PM			•			
<div>W</div> Watercolor Foundations [CORE CLASS]	14	Weeks	A42025	B42025	9:30 AM - 12:30 PM				•		
Continuing with Oils and Acrylics <div>NEW!</div>	14	Anderson	A44525	B44525	1:00 PM - 4:00 PM				•		
Painting Abstract Landscapes	14	Neuse	A49825	B49825	6:00 PM - 9:00 PM				•		
Traditional Oil Painting Method [CORE CLASS]	11	Petrov	A41325		9:00 AM - 12:00 PM					•	
Principles of Oil Painting [CORE CLASS]	11	Petrov		B49025	9:00 AM - 12:00 PM					•	
<div>W</div> Weekend Watercolor [CORE CLASS] <div>NEW!</div>	13	Dahl	A44125	B44125	9:30 AM - 12:30 PM						•

Fall 2025 Class Schedule

SCULPTURE	PAGE	ARTIST-INSTRUCTOR	FALL I	FALL II	TIME	MON	TUE	WED	THU	FRI	SAT
Ceramic Sculpture: Techniques for Handbuilding	13	Chinn	A95725	B95725	9:30 AM - 12:30 PM		●				
Ceramic Sculpture-AM	13	Catt	A94425	B94425	9:30 AM - 12:30 PM			●			
Ceramic Sculpture-PM	14	Catt	A91425	B91425	1:00 PM - 4:00 PM			●			
Sculpting the Figure NEW!	14	Merchán	A82625		9:00 AM - 12:00 PM				●		
Stone Carving Beginning/Intermediate [CORE CLASS]	14	Picos	A82925	B82925	12:30 PM - 3:30 PM				●		
WORKSHOPS FOR ADULTS	PAGE	ARTIST-INSTRUCTOR	FALL I	FALL II	TIME	MON	TUE	WED	THU	FRI	SAT
Travel Sketching for Artists NEW!	14	Richter	A407W25		10:00 AM - 1:00 PM			9/17-10/8			
Spinner Ring Workshop	14	Sandweiss	A853W25		6:00 PM - 9:00 PM				9/18-10/2		
Awakening Creativity	14	Humiston	A411W25		9:30 AM - 12:30 PM						9/20
Creating with Intent: Storytelling with Your Work NEW!	14	Merchán	A392W25		9:30 AM - 4:00 PM			9/24			
The Glory of Autumn: Flower Arranging	15	Faculty	A319W25		6:30 PM - 8:00 PM				9/25		
Box Building for Beginners NEW!	15	Maurelli	A732W25		9:30 AM - 4:00 PM					9/26	
Pastels: Learning from the Masters NEW!	15	Weisensel	A418W25		9:30 AM - 3:30 PM						9/27
Torch-Fired Silver Clay Jewelry	15	Bober	A860W25		6:00 PM - 9:00 PM		9/30-10/7				
Encaustic Painting: Working with Wax	15	Reeb	A438W25		9:30 AM - 3:30 PM					10/3	
Loosen Up! Painting Portraits with Speed and Style NEW!	15	Merchán	A480W25		9:30 AM - 3:30 PM					10/3	
Glass Mosaics	15	Vogl	A969W25		9:00 AM - 12:30 PM						10/4-10/11
Painter's Choice: Two-Day Painting Workshop	15	Combs	A481W25		9:30 AM - 12:30 PM			10/15-10/22			
Painting Skies	15	Kluever	A488W25		6:00 PM - 9:00 PM				10/16		
Freeing Abstraction!	15	Castro	A430W25		9:30 AM - 4:00 PM			10/22			
Painting with the Prismatic Palette NEW!	16	Anderson		B444W25	9:00 AM - 4:00 PM		11/4				
Glass Mosaics	16	Vogl		B969W25	9:00 AM - 12:30 PM			11/5-11/12			
Making Rings with Metal Clay	16	Bober		B866W25	6:00 PM - 9:00 PM				11/6-11/20		
Color Workshop for Painters	16	Neuse		B439W25	9:00 AM - 12:00 PM					11/7	11/8
Cozy Hooked Mug Mat	16	Lausen		B735W25	9:30 AM - 12:30 PM						11/8-11/15
Gel Plate Printmaking	16	Foskett-Pierson		B644W25	9:30 AM - 12:30 PM				11/13		
Creating Collages with an Artistic Voice	16	Neuse		B437W25	9:00 AM - 12:00 PM					11/14	11/15
Spinner Ring Workshop	14	Sandweiss		B853W25	9:30 AM - 12:30 PM						11/8-11-22
Oil & Acrylic One-Day Workshop	16	Combs		B494W25	9:30 AM - 3:30 PM			11/19			
Box Building for Beginners NEW!	15	Maurelli		B732W25	9:30 AM - 4:00 PM						12/6
Torch-Fired Silver Clay Jewelry	15	Bober		B860W25	6:00 PM - 9:00 PM		12/9-12/16				
Saori Weaving Workshop	16	O'Brien		B727W25	10:00 AM - 1:00 PM					12/12	
MULTIGENERATIONAL	PAGE	ARTIST-INSTRUCTOR	FALL I	FALL II	TIME	MON	TUE	WED	THU	FRI	SAT
Clay Pencil Holders	17	Art Center Faculty	A137W25		10:00 AM - 12:00 PM						9/20
Monster Mugs	17	Art Center Faculty	A138W25		1:30 PM - 3:30 PM						10/4
Gorgeous Glass Holiday Ornaments	17	Petron	A052W25		1:30 PM - 3:30 PM					10/17	
Ceramic Harvest Bowls	17	Lange		B137W25	1:30 PM - 3:30 PM						11/1
Gorgeous Glass Holiday Ornaments	17	Petron		B052W25	1:30 PM - 3:30 PM						11/8
Ceramic Keepsake Boxes	17	Lange		B138W25	1:30 PM - 3:30 PM						11/22
Gorgeous Glass Holiday Ornaments	17	Petron		B053W25	1:00 PM - 3:30 PM						12/6
Saori Weaving Workshop	16	O'Brien		B727W25	10:00 AM - 1:00 PM					12/12	
CHILDREN/TEENS	PAGE	ARTIST-INSTRUCTOR	FALL I	FALL II	TIME	MON	TUE	WED	THU	FRI	SAT
Youth Painting Studio	17	Stahl	A17325	B17325	9:30 AM - 11:00 AM						●
Tween Drawing Studio	17	Stahl	A17725	B17725	11:30 AM - 1:00 PM						●
Comic Arts for Kids	17	Wacker	A19725	B19725	9:30 AM - 11:00 AM						●
Fantastic Art for Tweens	17	Wacker	A19225	B19225	11:30 AM - 1:00 PM						●
Special Projects Painting	17	Kluever	A18025	B18025	1:30 PM - 3:00 PM						●

Need help finding a class? Use this class grid to help find what is available when you have time to take a class or workshop! We list classes from the earliest starting date, then by day of week and time offered. You can also find which page your class or workshop description is in this catalog. Class skill levels are described on page 19. CORE CLASSES are a great place to start if you are new to a certain medium. Not sure what to take next? Talk to your instructor, or contact our Adult Program Director, Bob Bowman (bbowman@minnetonkaarts.org).

See page 18 for Artist-Instructor bios

 Watch for this symbol throughout this catalog for watercolor options!

AFFILIATED ARTS

SATURDAY ARTS CAMP FOR ADULTS

Instructor: Art Center Faculty
Skill level: ALL

We hear it every summer from adults: “Gee, I’d like to go to arts camp!”. Now you can! Enjoy a series of fun projects in a variety of media, designed to be completed in a single day. Whether you’d like to try some different things, are curious about a new medium, or are looking for a way to jump-start your creativity, this series of arts-camp-inspired classes gives you the chance to explore and try something new. Maybe you develop some new approaches to your art practice, or maybe you find a new medium to explore further. You’ll do a different project every week in media including painting, ceramics, stone, and glass mosaics! Materials are included so there’s nothing to shop for. Price includes \$60 materials fee for the 5-week course.

Enrollment limited to 12; ages 16 and up
A97525 Saturdays, September 20 – October 18
(5 sessions) 9:30 a.m. - 12:30 p.m.
\$250 members / \$271 Non-members

CALLIGRAPHY - AN INTRODUCTION

Mary M. McKee
Skill level: ALL

Beautiful lettering is an art form, but it can also be used for personal creative projects and commercial applications to give that special touch. Students will have the opportunity to learn basic Italic, Uncials and Gothic lettering styles, to discover which style suits them best. Using a double nib marker and Parallel ink pens, students will be introduced to lettering styles, different papers and pens while learning how to train their eye to understand and create beautiful calligraphy. See suggested materials list on the website.

Enrollment limited to 14; ages 16 and up
B52925 Wednesdays, October 29 – November 19
(4 sessions) 9:30 a.m. - 12:00 p.m.
\$127 Members / \$141 Non-members



SEE THE WORKSHOPS SECTION FOR ADDITIONAL AFFILIATED ARTS CLASSES:

- AWAKENING CREATIVITY
- CREATING WITH INTENT: STORY-TELLING WITH YOUR WORK
- THE GLORY OF AUTUMN: FLOWER ARRANGING

CERAMICS

POTTERY EDGEWISE: THOUGHTFUL RIMS AND FEET-AM

Clarice Allgood
Skill level: ALL

This course, open to all skill levels, covers basic throwing and handbuilding techniques for beginners to more advanced assemblage, subtraction and alteration on and off the wheel. We’ll also explore a variety of techniques for the beginnings and ends of a pot. These expressive, essential elements can unify a pot’s beauty and function... or not. We’ll take a good, long walk around this focus, from soft to leather-hard alterations, by additions and subtractions. Learn what it means to bring it all together-the foot, the body, and the rim-so that your pots may more generously carry your voice. Students may choose to work with suggested projects or may prefer to develop their ideas individually. Bring a towel and a small (gallon or less) bucket for water. Tools and clay can be purchased in MCFTA’s retail shop.

Enrollment limited to 15; ages 16 and up
A90325 Mondays, September 8 – October 20
(7 sessions) 9:30 a.m. - 12:30 p.m.
\$319 members / \$354 Non-members
B90325 Mondays, October 27 – December 15
(8 sessions) 9:30 a.m. - 12:30 p.m.
\$365 members / \$405 Non-members

POTTERY EDGEWISE: THOUGHTFUL RIMS AND FEET-PM

Clarice Allgood
Skill level: ALL

This course, open to all skill levels, covers basic throwing and handbuilding techniques for beginners to more advanced assemblage, subtraction and alteration on and off the wheel. We’ll also explore a variety of techniques for the beginnings and ends of a pot. These expressive, essential elements can unify a pot’s beauty and function... or not. We’ll take a good, long walk around this focus, from soft to leather-hard alterations, by additions and subtractions. Learn what it means to bring it all together-the foot, the body, and the rim-so that your pots may more generously carry your voice. Students may choose to work with suggested projects or may prefer to develop their ideas individually. Bring a towel and a small (gallon or less) bucket for water. Tools and clay can be purchased in MCFTA’s retail shop.

Enrollment limited to 15; ages 16 and up
A91225 Mondays, September 8 – October 20
(7 sessions) 1 – 4 p.m.
\$319 members / \$354 Non-members
B91225 Mondays, October 27 – December 15
(8 sessions) 1 – 4 p.m.
\$365 members / \$405 Non-members

POTTERY IN THE MAKING

Lee Persell
Skill level: ALL

Expand your skills on the potter’s wheel and/or handbuilding through demonstrations, discussions, critiques and an exploration into the art of glazing. High-fire and raku firing will be explored. Bring a towel and a small (gallon or less) bucket for water. Tools and clay can be purchased in MCFTA’s retail shop.

Enrollment limited to 15; ages 15 and up
A90525 Tuesdays, September 9 – October 21
(7 sessions) 9:30 a.m. - 12:30 p.m.
\$319 Members / \$354 Non-members
B90525 Tuesdays, October 28 – December 16
(8 sessions) 9:30 a.m. - 12:30 p.m.
\$365 Members / \$405 Non-members

CERAMIC SCULPTURE: TECHNIQUES FOR HANDBUILDING

Alex Chinn
Skill level: ALL

Handbuilding offers many possibilities for creating forms in clay - if you do it right! Learn the techniques for making structurally sound sculptural pieces using slab construction, coils, and other techniques to create sculpture in clay. Demonstrations will include technical info for handbuilding, ideas for enhancing your sculptures with texture or color, and ideas for finishing and displaying your projects, whether representative or abstract. Tools and clay can be purchased in MCFTA’s retail shop. See materials list on the website.

Enrollment limited to 15; ages 16 and up
A95725 Tuesdays, September 9 – October 21
(7 sessions) 9:30 a.m. - 12:30 p.m.
\$319 Members / \$354 Non-members
B95725 Tuesdays, October 28 – December 9
(7 sessions) 9:30 a.m. - 12:30 p.m.
\$319 Members / \$354 Non-members

BEGINNING/INTERMEDIATE POTTERY

Lee Persell
Skill level: ALL

This class is for beginners and advanced potters alike. Beginners will be introduced to the potter’s wheel as well as handbuilding. Experienced students will work with the instructor to develop their own projects. High-fire and raku firing will be explored. Bring a towel and a small (gallon or less) bucket for water. Tools and clay can be purchased in MCFTA’s retail shop.

Enrollment limited to 15; ages 15 and up
A90025 Tuesdays, September 9 – October 21
(7 sessions) 6 – 9 p.m.
\$319 members / \$354 Non-members
B90025 Tuesdays, October 28 – December 16
(8 sessions) 6 – 9 p.m.
\$365 Members / \$405 Non-members

Attention new ceramics students:

Bring a towel and wear clothes that can get muddy. Clay and tools are available for purchase at the Art Center. Your instructor will show you what you need at your first class. These materials are not included in the class price unless stated otherwise. Firing fees are extra and paid for as needed and are based on the size of the finished piece.

CERAMICS

CERAMIC SCULPTURE-AM

Krissy Catt
Skill level: AB, I, AD

In this off-the-wheel class, students create a wide variety of projects ranging from figurative work (animals and human) to realistic or abstract forms, to clay totems, and more. You will learn proper interior structure for a sculpture made of clay and have fun with surface design and textures. It's important that you come to the first class with an idea, sketch or image of the project you intend to create, so our studio time can be used to complete it. Bring a towel and a small (gallon or less) bucket for water. Tools and clay can be purchased in MCFTA's retail shop.

- Enrollment limited to 14; ages 16 and up
- A94425 Wednesdays, September 3 – October 22 (8 sessions) 9:30 a.m. - 12:30 p.m.
\$365 members / \$405 Non-members
- B94425 Wednesdays, October 29 – December 17 (8 sessions) 9:30 a.m. - 12:30 p.m.
\$365 members / \$405 Non-members

CERAMIC SCULPTURE-PM

Krissy Catt
Skill level: AB, I, AD

In this off-the-wheel class, students create a wide variety of projects ranging from figurative work (animals and human) to realistic or abstract forms, to clay totems, and more. You will learn proper interior structure for a sculpture made of clay and have fun with surface design and textures. It's important that you come to the first class with an idea, sketch or image of the project you intend to create, so our studio time can be used to complete it. Bring a towel and a small (gallon or less) bucket for water. Tools and clay can be purchased in MCFTA's retail shop.

- Enrollment limited to 14; ages 16 and up
- A91425 Wednesdays, September 3 - October 22 (8 sessions) 1 - 4 p.m.
\$365 members / \$405 Non-members
- B91425 Wednesdays, October 29 – December 17 (8 sessions) 1 - 4 p.m.
\$365 members / \$405 Non-members



Krissy Catt Ceramic Sculpture

[CORE CLASS]
THROWING FOUNDATIONS
Kai Brisk
Skill level: B, AB

Whether you're an absolute beginner or have had a little throwing experience, this class will get you started on your way with clay. We'll focus on the basics of throwing on the wheel as well as doing some handbuilding projects in a relaxed, encouraging environment. Glazing demonstrations will complete the process - your work will be high-fired to use and enjoy! Note: If you're new to throwing, you should take both summer sessions to get through the full learning process. Bring a towel and a small (gallon or less) bucket for water. Tools and clay can be purchased in MCFTA's retail shop.

- Enrollment limited to 15; ages 16 and up
- A93925 Wednesdays, September 3 – October 22 (8 sessions) 1 - 4 p.m.
\$365 members / \$405 Non-members
- B93925 Wednesdays, October 29 – December 17 (7 sessions) 1 - 4 p.m.
No class November 26
\$319 Members / \$354 Non-members

EXPLORING CLAY

Lee Persell
Skill level: I, AD

This class is for intermediate and advanced potters, with demonstrations, critiques, and explorations into the art of glazing. Students will work with the instructor to develop their own projects. High-fire and raku firing will be explored. Bring a towel and a small (gallon or less) bucket for water. Tools and clay can be purchased in MCFTA's retail shop.

- Enrollment limited to 15; ages 15 and up
- A90625 Thursdays, September 11 – October 23 (7 sessions) 9:30 a.m. - 12:30 p.m.
\$319 members / \$354 Non-members
- B90625 Thursdays, October 30 – December 18 (7 sessions) 9:30 a.m. - 12:30 p.m.
No class November 27
\$319 Members / \$354 Non-members

MADE OF CLAY

Ernest Miller
Skill level: ALL

Clay can be everyday functional or a material to illustrate sculptural ideas. In this class Ernest shares his approach to wheel throwing functional dinnerware as well as the thrown and altered vessel including cups, teapots, bowls, handles, and vases. He will perform demonstrations for the beginner potter while encouraging independent idea exploration for the more experienced. Students have the option to finish their work in a high fire reduction kiln or soda kiln. Bring a towel and a small (gallon or less) bucket for water. Tools and clay can be purchased in MCFTA's retail shop.

- Enrollment limited to 15; ages 14 and up
- A97625 Thursdays, September 11 – October 23 (7 sessions) 6 - 9 p.m.
\$319 members / \$354 Non-members
- B97625 Thursdays, October 30 – December 18 (7 sessions) 6 - 9 p.m.
No class November 27
\$319 Members / \$354 Non-members

[CORE CLASS]
BEGINNING/INTERMEDIATE
CERAMICS

Bradley Benn
Skill level: B, AB, I

Learn to throw, develop your throwing skills as a potter, and learn hand-building techniques in this class, open to beginning and intermediate students. A variety of projects and new ideas will be presented, with time available for individualized instruction. Bring a towel and a small (gallon or less) bucket for water. Clay and tools may be purchased in MCFTA's retail shop.

- Enrollment limited to 15; ages 16 and up
- A92225 Fridays, September 5 – October 24 (7 sessions) 9:30 a.m. - 12:30 p.m.
No class October 10
\$319 members / \$354 Non-members
- B92225 Fridays, October 31 – December 19 (7 sessions) 9:30 a.m. - 12:30 p.m.
No class November 28
\$319 members / \$354 Non-members

SATURDAY CLAY

Kai Brisk
Skill level: ALL

Beginners learn the basics of working with stoneware or porcelain on the potter's wheel while intermediate and advanced students expand their skills. Handbuilding projects will be presented. Class includes demos, critiques and an opportunity to try soda and raku-firing techniques. Bring a towel and a small (gallon or less) bucket for water. Tools and clay can be purchased in MCFTA's retail shop.

- Enrollment limited to 15; ages 16 and up
- A91825 Saturdays, September 6 – October 25 (8 sessions) 9:30 a.m. - 12:30 p.m.
\$365 Members / \$405 Non-members
- B91825 Saturdays, November 1 – December 20 (7 sessions) 9:30 a.m. - 12:30 p.m.
No class November 29
\$319 Members / \$354 Non-members

DRAWING

DRAWING BASICS

Bonnie Lauber-Westover
Skill level: B, AB

Drawing is a skill that creates the foundation for all 2-D art. Specific exercises will teach you to express yourself and capture the world around you. Each week we'll focus on one approach to seeing and drawing, thereby building a visual vocabulary. You will try various media and approaches, look at successful drawings, have fun and gain confidence in your own work. Great for beginners as well as those who wish to brush up on their skills. A materials list is on the website.

- Enrollment limited to 12; ages 16 and up
- A40525 Mondays, September 8 – October 20 (7 sessions) 9 a.m. - 12 p.m.
\$266 members / \$296 Non-members
- B40525 Mondays, October 27 – December 15 (8 sessions) 9 a.m. - 12 p.m.
\$304 members / \$338 Non-members

DRAWN TO COLOR: DRAWING WITH COLORED PENCILS

Bonnie Lauber-Westover
Skill level: ALL

Take your drawings to a new level with color! Learn the colored pencil techniques that create deep, luminous color. First, we'll learn to achieve brilliant effects with colored pencils. Then you'll use these skills to create a still life with bold hues and an evocative sense of atmosphere. Along the way, we'll discuss composition, color selection, and layering techniques to bring out the full potential of this versatile and accessible medium. See materials list on the website.

- Enrollment limited to 12; ages 16 and up
- A47225 Mondays, September 8 – October 20 (7 sessions) 1 – 4 p.m.
\$266 members / \$296 Non-members
- B47225 Mondays, October 27 – December 15 (8 sessions) 1 – 4 p.m.
\$304 members / \$338 Non-members



Still Life
by Bonnie Lauber-Westover

DRAWING

PEN AND INK, ETC.

William Reynolds
Skill level: ALL

Explore the nuances of drawing with a variety of steel pen nibs, felt tip pens, brushes and other media on white paper using stippling and cross-hatching to build tonal variations. Scratchboard (white lines scratched on a black surface) as well as other black and white line media (i.e. etching) related to pen and ink will be shown and may be offered as options. Adding watercolor to our pen and ink drawings will be explored in detail. Many demonstrations. Bring drawing pencils, eraser, and a small drawing pad to the first class - the instructor will provide the rest. You can decide what else to buy after the first class. You may choose drawing tools which go well beyond traditional nibs and India ink. Subject matter for the first class will be provided; for remaining sessions, bring photos or other subject matter to work from. Having some drawing experience will be an asset, but the lessons are designed to be accessible to beginning drawing students too.

Enrollment limited to 12; ages 16 and up

A40225 Wednesdays, September 3 - October 22
(8 sessions) 9:30 a.m. - 12:30 p.m.
\$304 Members / \$338 Non-members

B40225 Wednesdays, October 29 - December 17
(7 sessions) 9:30 a.m. - 12:30 p.m.
No class November 26
\$266 members / \$296 Non-members

FIGURE/LIFE DRAWING

Richard Merchán
Skill level: AB, I, AD

Drawing from a live model, you'll exercise brain, eye and hand coordination to fully understand gesture, human anatomy and body language – combined with an occasional prop. Come energized and ready to draw! You'll need 4-6, 18" x 24" sketch pads (smooth 90-110 lbs.), black or brown acrylic paint, one small and one wide brush, white paper plate, paper towel, apron, and a small container for water. No charcoal, pencil or pastel needed. By the end of this course you'll feel very comfortable drawing people. Proficient skill level will be achieved by the volume of work you produce. Model fee included.

Enrollment limited to 15; ages 18 and up

A45525 Thursdays, September 11 - October 23
(7 sessions) 1 - 4 p.m.
\$396 Members / \$426 Non-members

SATURDAY DRAWING STUDIO

Kevan Nitzberg
Skill level: B, AB, I

Drawing is the basis of many forms of art as well as a satisfying end in itself. Learning to observe and capture a subject on paper opens us to new ways of seeing the world, and it's a skill that can be learned by anyone. Begin or refresh your drawing practice with a new subject each week and different media to experiment with along the way. We'll work from objects and still life set-ups as well as landscape imagery and an excursion into the figure, with class discussions and individual attention to focus your artistic development. See materials list on the website.

Enrollment limited to 15; ages 16 and up

A41625 Saturdays, September 6 - October 25
(8 sessions) 1 - 4 p.m.
\$304 members / \$338 Non-members

B41625 Saturdays, November 1 - December 13
(7 sessions) 1 - 4 p.m.
\$266 Members / \$296 Non-members

SEE WORKSHOPS FOR ADULTS FOR ADDITIONAL DRAWING CLASSES:

- CREATING COLLAGES WITH AN ARTISTIC VOICE
- TRAVEL SKETCHING FOR ARTISTS



Richard Merchán

FIBER ARTS

ADVANCED BEGINNER WEAVING

Traudi Bestler
Skill level: ALL

This class continues the exploration of hand-weaving using Art Center looms. Individual skills will be expanded and different techniques will be introduced depending on class interests. A great class for advanced beginners and those wanting to refresh their weaving skills.

Enrollment limited to 8; ages 16 and up

A75125 Mondays, September 8 - October 20
(6 sessions) 9:30 a.m. - 12:30 p.m.
No class September 29
\$228 Members / \$253 Non-members

B75125 Mondays, November 3 - December 15
(7 sessions) 9:30 a.m. - 12:30 p.m.
\$266 Members / \$296 Non-members

INTERMEDIATE WEAVING

Traudi Bestler
Skill level: ALL

In this class, students continue their exploration of weave structures. The projects and lessons are more challenging and will lead the weaver further down the path of learning. You will become more confident in setting up your loom and making the ideas in your imagination become real. You'll receive help with your projects and experience weaving on a variety of looms.

Enrollment limited to 10; ages 16 and up

A70025 Tuesdays, September 2 - October 21
(8 sessions) 9:30 a.m. - 12:30 p.m.
\$304 Members / \$338 Non-members

B70025 Tuesdays, October 28 - December 16
(8 sessions) 9:30 a.m. - 12:30 p.m.
\$304 Members / \$338 Non-members

WEDNESDAY WEAVING

Traudi Bestler
Skill level: AD

For people who can warp looms and read drafts independently. This class studies more complex weave structures and often spends one portion studying a new weave structure, followed by individual exploration into a project of choice. Designing using a computer program is also covered.

Enrollment limited to 8; ages 16 and up

A70425 Wednesdays, September 3 - October 22
(8 sessions) 9:30 a.m. - 12:30 p.m.
\$304 Members / \$338 Non-members

B70425 Wednesdays, October 29 - December 17
(7 sessions) 9:30 a.m. - 12:30 p.m.
No class November 26
\$266 Members / \$296 Non-members

FOLK ART RUG HOOKING

Laurie Lausen
Skill level: ALL

Create whimsical rugs using fabric strips and a simple hook. Discover a great way to recycle old fabrics. This is not latch-hook. New students will start by designing a simple mug mat to learn the techniques and then move on to a larger project. Mug mat materials which include wool strips, linen backing, finishing supplies, a rug hook for you to keep and a class notebook can be purchased at the first class for \$35 plus tax. Experienced students will work on a project in progress or start designing a new one. Lesson plans include the history of rug hooking, design and transfer methods, color planning, fabric preparation, finishing techniques and so much more.

Enrollment limited to 12; ages 16 and up

B71225 Wednesdays, October 29 - December 17
(7 sessions) 1 - 4 p.m.
No class November 26
\$266 Members / \$296 Non-members

BEGINNING WEAVING

Traudi Bestler
Skill level: B, AB

This class introduces the pleasures of hand-weaving. Using Art Center table looms, you will learn all about setting up and weaving a small project. New weavers may make scarves, table linens, bags or other interesting objects. A variety of twill patterns will be explored. Both beginners and those wanting to refresh their weaving skills are welcome in this group. An additional \$17 materials fee plus tax will be collected from first-time students.

Enrollment limited to 7; ages 16 and up

A78125 Thursdays, September 4 - October 16
(6 sessions) 9:30 a.m. - 12:30 p.m.
No class September 25
\$228 members / \$253 Non-members

B78125 Thursdays, October 30 - December 18
(7 sessions) 9:30 a.m. - 12:30 p.m.
No class November 27
\$266 Members / \$296 Non-members

SEE WORKSHOPS FOR ADULTS FOR ADDITIONAL FIBER CLASSES:

- SAORI WEAVING WORKSHOP
- BOX BUILDING FOR BEGINNERS
- COZY HOOKED MUG MAT WORKSHOP
- CREATING COLLAGES WITH AN ARTISTIC VOICE

JEWELRY

METALSMITHING: LADLES, SPOONS, AND SKEWERS
Danny Saathoff
Skill level: ALL

Make beautiful, functional kitchen tools and objects mostly of metal. Through demonstrations and hands-on practice, you will learn how to raise sheet metal to make hollow forms, saw, texture, file, finish and polish metal, as well as how to fabricate and rivet wood or stone for handles. Soldering will be included in the construction, however the majority will be completed using cold connections. Skills learned can also be applied to jewelry making. Price includes \$40 materials fee.

- Enrollment limited to 14; ages 16 and up
- A85825 Mondays, September 8 - October 20 (7 sessions) 9 a.m. - Noon
\$359 Members / \$394 Non-members
- B85825 Mondays, October 27 - December 15 (8 sessions) 9 a.m. - Noon
\$405 Members / \$445 Non-members

BEGINNING SILVERSMITHING AND JEWELRY DESIGN
Danny Saathoff
Skill level: B, AB

Learn to work with silver and other metals to create fine jewelry. You'll explore metal fabrications, soldering, stone setting, cold connections, and many more techniques. You will be guided through basic techniques and can expect to complete at least one project by the end of the course. We will also discuss the essential equipment to continue work outside of the classroom. Bring a sketchbook. Price includes \$65 materials fee. Most materials provided.

- Enrollment limited to 12; ages 16 and up
- A83225 Mondays, September 8 - October 20 (7 sessions) 12:30 - 3:30 p.m.
\$384 members / \$419 Non-members
- B83225 Mondays, October 27 - December 15 (8 sessions) 12:30 - 3:30 p.m.
\$430 Members / \$470 Non-members

SEE WORKSHOPS FOR ADULTS FOR ADDITIONAL JEWELRY CLASSES:

- SPINNER RING WORKSHOP
- TORCH-FIRED SILVER CLAY JEWELRY
- MAKING RINGS WITH METAL CLAY

JEWELRY DESIGN: CASTING
Danny Saathoff
Skill level: ALL

Take your jewelry making to a new level by designing and casting your own custom designs! This course focuses on the ancient process of lost wax casting for creating jewelry in bronze and silver. Specific instructions will be given in wax carving, stone setting and surface enrichment to achieve complex metal pieces. Previous experience with metalsmithing is not required but may be helpful. Price includes \$65 materials fee. Instructor will provide information on purchasing silver for students wishing to include silver in their projects.

- Enrollment limited to 10; ages 16 and up
- A85625 Wednesdays, September 3 - October 22 (8 sessions) 9:00 a.m. - Noon
\$430 Members / \$470 Non-members
- B85625 Wednesdays, October 29 - December 17 (7 sessions) 9:00 a.m. - Noon
No class November 26
\$384 Members / \$419 Non-members

INTERMEDIATE JEWELRY DESIGN
Danny Saathoff
Skill level: I, AD

Expand on the skills learned in “Beginning Silversmithing and Jewelry Design” through further exploration of familiar skills and the introduction of more advanced techniques including additional stone settings, mixed media and found objects as wearable art. This class will be loosely structured to allow more time to create new pieces, practice and hone your techniques. Prerequisite: MCFTA beginning silver jewelry class or instructor permission. Price includes \$45 materials fee. Some materials provided. Project materials purchased by the student. A materials list is on the website.

- Enrollment limited to 14; ages 16 and up
- A85725 Wednesdays, September 3 - October 22 (8 sessions) 12:30 - 3:30 p.m.
\$410 Members / \$450 Non-members
- B85725 Wednesdays, October 29 - December 17 (7 sessions) 12:30 - 3:30 p.m.
No class November 26
\$364 members / \$399 Non-members

PAINTING

W ABSTRACT PAINTING
Jon Neuse
Skill level: ALL

This course is an exploration of abstract painting in acrylic, oil, or watercolor paints, or oil or soft pastels. The class focuses on the formal principles of art that are vital to balanced compositions. You will expand your knowledge and use of those principles as you develop your personal style. Students work at their own pace on a series of abstract paintings with friendly critiques and individual guidance. New students, please use the materials list on our website.

- Enrollment limited to 15; ages 16 and up
- A49725 Mondays, September 8 - October 20 (7 sessions) 9 a.m. - Noon
\$266 Members / \$296 Non-members
- B49725 Mondays, October 27 - December 15 (8 sessions) 9 a.m. - Noon
\$304 Members / \$338 Non-members

MASTERING OILS: REALISTIC FLORALS FROM PHOTO REFERENCES
Dyan Padgett
Skill level: AB, I, AD

Working from photos extends the time available to capture your subject – especially important when painting flowers! Work through the steps from photo-taking to painting to see how it all comes together. We'll explore the issues around painting from photos: how to take good reference photos, how to use the photo reference as inspiration instead of copying it, understanding the difference between how we see and how a camera “sees,” how to make a linear drawing from your reference and transferring it to canvas, how to begin painting, how to use colors and values to depict flowers realistically. Bring your oil painting materials or see the suggested materials list on the website.

- Enrollment limited to 15; ages 16 and up
- A43925 Mondays, September 15 - October 20 (6 sessions) 1 - 4 p.m.
\$217 Members / \$241 Non-members

W INTERMEDIATE / ADVANCED PAINTING STUDIO
Dorothy Odland
Skill level: I, AD

Understand more about the process of making art and developing personal style using oil, acrylic or watercolor. Work at your own pace with individual instruction in this open studio format class. Bring paints, brushes and painting surface to the first class.

- Enrollment limited to 15; ages 16 and up
- A41425 Tuesdays, September 2 - October 21 (8 sessions) 9:30 a.m. - 12:30 p.m.
\$304 Members / \$338 Non-members
- B41425 Tuesdays, October 28 - December 16 (8 sessions) 9:30 a.m. - 12:30 p.m.
\$304 Members / \$338 Non-members

[CORE CLASS]
PASTEL LANDSCAPE
Arthur Weeks
Skill level: AB, I, AD

The focus of this class is to understand pastels and help you find, trust and enrich your own artistic voice through this wonderful medium. Study the techniques of master artists to learn how value, composition, style and color turn into great works of art. Discover the luminosity of this pure pigment and capture the spirit of pastels. Learn how quickly you can lay down a sketch – a major benefit of the pastel medium! A materials list is on our website.

- Enrollment limited to 15; ages 16 and up
- A47525 Tuesdays, September 23 - October 21 (5 sessions) 9:30 a.m. - 12:30 p.m.
\$190 Members / \$211 Non-members
- B47525 Tuesdays. October 28 - December 16 (8 sessions) 9:30 a.m. - 12:30 p.m.
\$304 Members / \$338 Non-members

W THE WONDER OF WATERCOLOR
Coco Connolly
Skill level: B, AB, I

Discover techniques to loosen up and get comfortable with the sometimes elusive world of watercolor. Inspired by Fall, we'll explore the abundance of what's outside our back doors for subject matter, painting a new subject every week. We can focus on a single flower, a favorite tree, or zoom out and capture the clouds. Through demos, discussions, and painting sessions in class, we'll cover essential watercolor techniques, including working wet-into-wet to create blended transitions and soft edges, color mixing, and basic composition skills - what to emphasize, and what to leave out. Bring your own images or objects for reference, or you may use those provided by the instructor. Work with your watercolor materials or see the materials list on the website for suggestions.

- Enrollment limited to 15; ages 16 and up
- A43125 Tuesdays, September 9 - October 14 (6 sessions) 9:30 a.m. - 12:30 p.m.
\$228 Members / \$253 Non-members

PAINTING

W STILL LIFE IN WATERCOLOR
Coco Connolly
Skill level: B, AB, I

Rendering arrangements of objects invites us to concentrate on key fundamentals of painting: color, value, composition. Through demos, critiques, and painting sessions in class, we'll cover color mixing, and how to see and use value changes to strengthen your paintings. Doing some prep work will help with composition, so we'll do that too: small studies (thumbnails), and how to use Notan studies (reducing the image to black and white flat values). Prep work not only gives you more confidence as you paint, it also gives you freedom to explore other possibilities for your designs that might not have emerged otherwise. Bring your favorite images or objects to paint, or use those provided by the instructor. Use your watercolor materials or see the materials list on the website for suggestions.

Enrollment limited to 15; ages 16 and up
B43125 Tuesdays, November 4 – December 9
(6 sessions) 9:30 a.m. - 12:30 p.m.
\$228 Members / \$253 Non-members

W ADVANCED BEGINNER/
INTERMEDIATE PAINTING
STUDIO
Dorothy Odland
Skill level: AB, I

Learn the basics or brush up on rusty skills. Work in oil, acrylic or watercolor to explore color and personal style. Work at your own pace with individual instruction in this open studio format class. Bring paints, brushes and painting surface to the first class.

Enrollment limited to 15; ages 16 and up
A41525 Tuesdays, September 2 – October 21
(8 sessions) 1 - 4 p.m.
\$304 Members / \$338 Non-members
B41525 Tuesdays, October 28 – December 16
(8 sessions) 1 - 4 p.m.
\$304 Members / \$338 Non-members

PLEIN AIR PAINTING
Scott Lloyd Anderson
Skill level: AB, I, AD

You're outdoors, you're making art, it's social, and it's challenging enough to get your juices going - there's a reason it's called "The New Golf." Learn simple, time-honored approaches to simplify a scene and capture a sense of the light that day. Most important, this class will teach you that plein air painting is really about learning how to see: seeing space, seeing subtle value relationships, and seeing color. Bring your own painting supplies. Suggested materials list on website. Locations will be close to MCFTA, progressing to spots around the western metro. Cancellations due to weather will be made up according to students' availability.

Enrollment limited to 14; ages 16 and up
A46225 Tuesdays, September 2 – October 21
(8 sessions) 1 - 4 p.m.
\$304 Members / \$338 Non-members

W BOTANICAL PAINTING IN
WATERCOLOR
Kathy Creger
Skill level: ALL


Learn to create vibrant, realistic botanical paintings using traditional studio techniques! Working from live seasonal specimens, we'll learn through careful observation and detailed drawing what makes each subject special. We'll transfer our contour drawings to hot press watercolor paper, then learn or review the basics of botanical watercolor rendering: flat and gradated washes, wet-on-wet buildup of the color base, addition of form and texture, and finally, dry-brush techniques to sharpen the details. Brief discussions of the tradition of botanical illustration will complement our painting experiences. Bring your drawing and watercolor materials but make sure to include hot press (smooth) watercolor paper and some fine pointed brushes – see materials list for brush suggestions.

Enrollment limited to 15; ages 16 and up
A44325 Tuesdays, September 16 – October 14
(5 sessions) 1 - 4 p.m.
\$190 Members / \$211 Non-members
B44325 Tuesdays, November 11 – December 9
(5 sessions) 1 - 4 p.m.
\$190 Members / \$211 Non-members

PORTRAITURE: PAINTING IN
THE CLASSICAL TRADITION
Sophia Weisenseal
Skill level: AB, I, AD

Add faces and portraits to your repertoire of imagery! Learn to see and interpret the forms that comprise the human face, and put this to work in your paintings. We'll start by drawing, to build confidence in capturing a likeness, and move on to acrylic and oil painting. Throughout the class we'll cover composition, anatomy, traditional techniques for color mixing and glazing, as well as creating psychological interest in our work. Bring your oil or acrylic painting materials, and whatever reference photos you'd like to work from – the instructor will provide some images too. See suggested materials list on the website.

Enrollment limited to 12; ages 16 and up
A47025 Tuesdays, September 2 – October 21
(8 sessions) 6 - 9 p.m.
\$304 Members / \$338 Non-members
B47025 Tuesdays, October 28 – December 16
(8 sessions) 6 - 9 p.m.
\$304 Members / \$338 Non-members



Crabapples by Kathy Creger

STARTING RIGHT
WITH ACRYLICS
Kevin Kluever
Skill level: B, AB

If you've wanted to learn to paint but didn't know how to get started, or are just starting out and need more confidence, this class is your chance to learn the basics of painting – color selection, paint handling, color mixing, composing an image – in a supportive group environment. We'll work with acrylic paints to create a series of studies, working on both matboard and canvas panels, with no pressure to complete a painting. The emphasis will be on helpful exercises that will guide you through the basic techniques you need to pursue this timeless art form. See suggested materials list on the website.

Enrollment limited to 12; ages 16 and up
A41725 Tuesdays, September 16 – October 21
(6 sessions) 6 - 9 p.m.
\$228 Members / \$253 Non-members
B41725 Tuesdays, November 4 – December 9
(6 sessions) 6 - 9 p.m.
\$228 Members / \$253 Non-members

W ARTISTIC MENTORSHIP IN
WATERCOLOR
Sonja Hutchinson
Skill level: I, AD

Open to students who have taken "Watercolor I & II: Working from Photos," this class offers individualized guidance for students who are ready to set personal goals for their work and comfortable working independently to complete a body of paintings for periodic instructor critique. Group progress-sharing during independent work sessions will keep students on track with their goals and enhance their understanding of the watercolor process from a variety of viewpoints.

9/3: Goals/expectations set with the instructor during this first class to establish a course of independent study for each student;
9/10: Students work independently as a group for reinforcement/support and student-led evaluations;
9/17: Instructor in-person mentoring;
9/24: Students work independently as a group for reinforcement/support and student-led evaluations;
10/1: Instructor in-person mentoring;
10/8 - 10/15: Students work independently as a group for reinforcement/support and student-led evaluations;
10/22 - 11/5: Instructor in-person mentoring;
11/12: Students work independently as a group for reinforcement/support and student-led evaluations;
11/19: Instructor in-person mentoring;
11/26: No Class
12/3: Students work independently as a group for reinforcement/support and student-led evaluations;
12/10 - 12/17: Final review and celebration of achievements with instructor.

Class will meet with instructor on 9/3, 9/17, 10/1, 10/22, 10/29, 11/5, 11/19, 12/10, and 12/17, and independently the remaining weeks.

Enrollment limited to 12; ages 16 and up
A42725 Wednesdays, September 3 – December 17
(15 sessions) 9:30 a.m. - 12:30 p.m.
No class November 26
\$479 Members / \$532 Non-members

GETTING STARTED WITH OILS
AND ACRYLICS
Jim Geisinger
Skill level: B, AB

Begin your exploration of oils and acrylics – or brush up on your skills – in a supportive and experimental environment. With daily demos and individual instruction, we'll cover the basics, expanding your knowledge of paint handling, color and composition. We'll focus on making studies and smaller works so you have plenty of chances to practice your skills and try new things! See materials list on the website.

Enrollment limited to 12; ages 16 and up
A46025 Wednesdays, September 10 – October 22
(7 sessions) 9:30 a.m. - 12:30 p.m.
\$266 Members / \$296 Non-members
B46025 Wednesdays, October 29 – December 17
(8 sessions) 9:30 a.m. - 12:30 p.m.
\$304 Members / \$338 Non-members

PAINTING REFRESHER
COURSE
Barbara Lidfors
Skill level: AB, I, AD

Ready to improve your overall approach to acrylic or oil painting? Whether you're a new student looking for areas for improvement, or a continuing student ready to try a new medium, a new thematic direction or subject, this class is for you! Each class begins with a lecture/demonstration, reviewing basic painting concepts, followed by individual instruction as you work. We'll cover: selecting painting materials, choosing images and themes, experimenting with compositional sketches, transferring images onto canvas, understanding warm and cool color composition, the value of grouping values, dynamic brushstrokes and edges, and how to know when your painting is finished. Bring your current painting materials and ideas, and use the info from the first class to decide what else to buy.

Enrollment limited to 15; ages 16 and up
A40325 Wednesdays, September 3 – October 22
(8 sessions) 1 - 4 p.m.
\$304 Members / \$338 Non-members
B40325 Wednesdays, October 29 – December 17
(8 sessions) 1 - 4 p.m.
\$304 Members / \$338 Non-members

PAINTING

[CORE CLASS]

W WATERCOLOR FOUNDATIONS

Arthur Weeks
Skill level: B, AB

Just starting out with watercolor and want some help finding your way? Curious about the possibilities? Through demonstrations, exercises, and artistic experiments designed to introduce you to this delightful medium, learn fundamental watercolor techniques such as brush handling, color mixing, glazing, wet-into-wet, wet-into-dry, and tonal value studies. Emphasis will be on making discoveries, learning techniques and developing confidence. A materials list is on the website.

- Enrollment limited to 14; ages 16 and up
- A42025 Thursdays, September 25 – October 23
(5 sessions) 9:30 a.m. - 12:30 p.m.
\$190 Members / \$211 Non-members
- B42025 Thursdays, October 30 – December 18
(7 sessions) 9:30 a.m. - 12:30 p.m.
No class November 27
\$266 Members / \$296 Non-members

CONTINUING WITH OILS AND ACRYLICS

Scott Lloyd Anderson
Skill level: AB, I, AD

Continue your exploration of oil painting with new challenges designed to improve your ability to capture and interpret your subject. We'll build on basic techniques and develop new skills while painting a variety of subjects, working from a variety of source materials – including how to select and interpret photographic references. Bring your own painting supplies, or see the materials list on the website. Oils (or water solubles) preferred, but acrylic painters with some experience will find this class useful too.

- Enrollment limited to 15; ages 16 and up
- A44525 Thursdays, September 4 – October 23
(8 sessions) 1 - 4 p.m.
\$304 Members / \$338 Non-members
- B44525 Thursdays, October 30 – December 18
(7 sessions) 1 - 4 p.m.
No class November 27
\$266 Members / \$296 Non-members

PAINTING ABSTRACT LANDSCAPES

Jon Neuse
Skill level: ALL

Learn how to use the beauty of landscape as inspiration for your own original abstract compositions. We'll start by making sketches and small studies offsite, and then use our studies to develop paintings back in the MCFTA studio. Develop your personal artistic style as you expand your knowledge and use of the artistic principles vital to creating successful compositions. Work at your own pace with individual instruction and group discussions to share your results as you learn. See suggested materials list on the website.

- Enrollment limited to 15; ages 16 and up
- A49825 Thursdays, September 4 – October 23
(7 sessions) 6 - 9 p.m.
No class September 18
\$266 Members / \$296 Non-members
- B49825 Thursdays, November 6 – December 18
(6 sessions) 6 - 9 p.m.
No class November 27
\$228 Members / \$253 Non-members

TRADITIONAL OIL PAINTING METHOD

Dan Petrov
Skill level: ALL

Learn a method of layering paint that Flemish and Renaissance masters used. Layer by layer you'll develop the form, distinctive values, gradation of edges and the development of half-tones and highlights. Great for both beginners and intermediate to advanced students who would like to learn this traditional process for creating artwork that has both depth and complexity. A materials list is on the website.

- Enrollment limited to 10; ages 16 and up
- A41325 Fridays, September 5 – October 24
(7 sessions) 9 a.m. - Noon
No class October 10
\$266 Members / \$296 Non-members

PRINCIPLES OF OIL PAINTING

Dan Petrov
Skill level: ALL

Have fun working in oils using the alla prima method (at first attempt or wet-on-wet) with relative measurements. You'll be introduced to four major elements of successful painting and finish an oil painting in three to four sittings. You'll learn to limit the color palette at the opening and expand the palette for finishing; how to use mediums, when, and why, and how to increase the speed of your decisions on the canvas. Use Dan's general materials list on the website.

- Enrollment limited to 10; ages 16 and up
- B49025 Fridays, October 31 – December 19
(7 sessions) 9:00 a.m. – Noon
No class November 28
\$266 Members / \$296 Non-members

W WEEKEND WATERCOLOR
Kären Dahl
Skill level: B, AB

Whether you're just starting out or wanting to refresh your skills, this class offers a safe space to experiment and learn. We'll cover color mixing, application techniques, and composition, and enhance our work with forays into improving our drawing skills, the fine points of paper selection, and new techniques to try. Demos each day will reveal the possibilities of this versatile, accessible medium, with time for individual attention as you work. Emphasis will be on working freely through studies and smaller works so you have time to try many things. See materials list on the website.

- Enrollment limited to 12; ages 16 and up
- A44125 Saturdays, September 6 – October 25
(8 sessions) 9:30 a.m. - 12:30 p.m.
\$304 Members / \$338 Non-members
- B44125 Saturdays, November 1 – December 20
(7 sessions) 9:30 a.m. - 12:30 p.m.
No class November 29
\$266 Members / \$296 Non-members

SEE WORKSHOPS FOR ADULTS FOR ADDITIONAL PAINTING CLASSES:

- PASTELS: LEARNING FROM THE MASTERS
- ENCAUSTIC PAINTING: WORKING WITH WAX
- LOOSEN UP! PAINTING PORTRAITS WITH SPEED AND STYLE
- PAINTER'S CHOICE: TWO-DAY PAINTING WORKSHOP
- PAINTING SKIES
- FREEING ABSTRACTION!
- PAINTING WITH THE PRISMATIC PALETTE
- COLOR WORKSHOP FOR PAINTERS
- GEL PLATE PRINTMAKING
- OIL & ACRYLIC ONE-DAY WORKSHOP

SCULPTURE

CERAMIC SCULPTURE: TECHNIQUES FOR HANDBUILDING

Alex Chinn
Skill level: ALL

Handbuilding offers many possibilities for creating forms in clay - if you do it right! Learn the techniques for making structurally sound sculptural pieces using slab construction, coils, and other techniques to create sculpture in clay. Demonstrations will include technical info for handbuilding, ideas for enhancing your sculptures with texture or color, and ideas for finishing and displaying your projects, whether representative or abstract. Tools and clay can be purchased in MCFTA's retail shop. See materials list on the website.


- Enrollment limited to 15; ages 16 and up
- A95725 Tuesdays, September 9 – October 21
(7 sessions) 9:30 a.m. - 12:30 p.m.
\$319 Members / \$354 Non-members
- B95725 Tuesdays, October 28 – December 9
(7 sessions) 9:30 a.m. - 12:30 p.m.
\$319 Members / \$354 Non-members

CERAMIC SCULPTURE-AM

Krissy Catt
Skill level: AB, I, AD

In this off-the-wheel class, students create a wide variety of projects ranging from figurative work (animals and human) to realistic or abstract forms, to clay totems, and more. You will learn proper interior structure for a sculpture made of clay and have fun with surface design and textures. It's important that you come to the first class with an idea, sketch or image of the project you intend to create, so our studio time can be used to complete it. Bring a towel and a small (gallon or less) bucket for water. Tools and clay can be purchased in MCFTA's retail shop.

- Enrollment limited to 14; ages 16 and up
- A94425 Wednesdays, September 3 – October 22
(8 sessions) 9:30 a.m. - 12:30 p.m.
\$365 members / \$405 Non-members
- B94425 Wednesdays, October 29 – December 17
(8 sessions) 9:30 a.m. - 12:30 p.m.
\$365 members / \$405 Non-members



Alex Chinn

SCULPTURE

CERAMIC SCULPTURE-PM

Krissy Catt
Skill level: AB, I, AD

In this off-the-wheel class, students create a wide variety of projects ranging from figurative work (animals and human) to realistic or abstract forms, to clay totems, and more. You will learn proper interior structure for a sculpture made of clay and have fun with surface design and textures. It's important that you come to the first class with an idea, sketch or image of the project you intend to create, so our studio time can be used to complete it. Bring a towel and a small (gallon or less) bucket for water. Tools and clay can be purchased in MCFTA's retail shop.

Enrollment limited to 14; ages 16 and up

- A94125 Wednesdays, September 3 - October 22
(8 sessions) 1 - 4 p.m.
\$365 members / \$405 Non-members
- B94125 Wednesdays, October 29 - December 17
(8 sessions) 1 - 4 p.m.
\$365 members / \$405 Non-members

SCULPTING THE FIGURE

Richard Merchán
Skill level: AB, I, AD

Elevate your figure art to a new level! Focusing on the translation of two dimensions into three, you'll draw and sculpt (using oil-based clay) from a series of images (same pose at different angles) provided by the instructor, with several pose options to choose from. Learning to work from a series of images, you'll develop a better understanding of how to pose and shoot your own reference photos for future work. You may sculpt the same pose for the entire course or switch to a different pose. We'll discuss the process of having your sculpture professionally cast, preparing you for the next step. You'll finish the class with a sculpted figure ready for casting in metal, and improved skills at using series of photographic references in your work. Participants are required to have figure drawing skills. See the materials list on the website.

Enrollment limited to 10; ages 16 and up

- A82625 Thursdays, September 11 - October 23
(7 sessions) 9:00 a.m. - Noon
\$319 Members / \$354 Non-members

STONE CARVING BEGINNING/ INTERMEDIATE

Frank Picos
Skill level: ALL

Discover the magic of stone carving. Starting with hand tools and simple methods, beginning students will be introduced to the carving process with a block of limestone. The instructor will assist you in the creative process, helping you release the image within your stone. Intermediate students will hone their understanding of the reductive process and sculptural design and be introduced to power and pneumatic tools. First-time students are provided with a limestone block and all necessary tools. Experienced students may want to discuss their project with the instructor before purchasing materials.

Enrollment limited to 10; ages 16 and up

- A82925 Thursdays, September 4 - October 23
(8 sessions) 12:30 - 3:30 p.m.
\$380 Members / \$420 Non-members
- B82925 Thursdays, October 30 - December 18
(7 sessions) 12:30 - 3:30 p.m.
No class November 27
\$334 Members / \$369 Non-members



Stone Carving

WORKSHOPS FOR ADULTS

TRAVEL SKETCHING FOR ARTISTS

Fred Richter
Skill level: AB, I, AD

Take your art on the road! Enrich your travels while growing as an artist by sketching memorable scenes along the way. Create images of your travels for your own use or to share with friends. Learn how sketching works with the photos you're already taking, as references to use as you further develop your sketches offsite. We'll cover perspective and vanishing points, techniques and strategies for sketching on location, as well as ways to add color to your sketches. Work in pencil, ink, or a combination. We'll begin with an overview of making travel sketches, sketch together in class, and use photo references to create a set of sketches based on a trip you've already taken – or hope to take! Bring an 8 x 10" notebook; see website for recommendations on drawing tools.

Enrollment limited to 12; ages 16 and up

- A407W25 Wednesdays, September 17 - October 8
(3 sessions) 10 a.m. - 12 p.m.
No class October 1
\$131 Members / \$145 Non-members

SPINNER RING WORKSHOP

Molly Sandweiss
Skill level: B, AB

Spinner rings are a perfect beginning jewelry project, even if you have no experience in silversmithing – and the results are fun to wear! See what the possibilities are, learn the techniques, and then craft your own custom spinner ring from silver and other metals. You'll learn to measure and solder rings, stamp and texture metal, apply patinas, sand, and polish. Price includes \$55 materials fee.

Enrollment limited to 8; ages 16 and up

- A853W25 Thursdays, September 18 - October 2
(3 sessions) 6 - 9 p.m.
\$250 Members / \$272 Non-members
- B853W25 Saturday, November 8 - 22
(1 session) 9:30 a.m. - 12:30 p.m.
\$250 Members / \$272 Non-members

AWAKENING CREATIVITY

Julie Humiston
Skill level: ALL

Have you forgotten to nurture the sense of creativity that makes art-making possible? Enjoy what you're doing, but curious about how to expand your practice? Tired of the same old same old, or did your last creative endeavor involve crayons and a coloring book? Need a warm-up before jumping back into art? We'll do many creative and varied exercises designed to enhance artistic thinking, using a journal that you can keep for inspiration and reference. The emphasis will be on the experience, not on creating finished pieces. Some materials provided; see suggested materials list on the website for the remainder.

Enrollment limited to 15; ages 16 and up

- A411W25 Saturday, September 20
(1 session) 9:30 a.m. - 12:30 p.m.
\$65 members / \$72 Non-members

SAORI WEAVING WORKSHOP - MULTIGENERATIONAL

Chiaki O'Brien
Skill level: ALL

Founded in Japan in 1968, Saori weaving is contemporary, free-style weaving without restrictions about what or how to weave. It emphasizes exploration, group learning, and self-expression, recognizing the difference between machines and people. In the process of creating, the maker identifies their true self. You will be guided in the basic steps to get you started, but the final form of your project will be a collaboration between you and your weaving. Your Saori loom will be prepared for you in advance, so you can begin weaving right away. All materials are provided, but if you have materials you'd like to incorporate into your project (yarn, strips of fabric, etc.) feel free to bring them. Price includes \$20 materials fee. Students ages 9 and up may register with or without an accompanying adult.

Enrollment limited to 12; ages 9 and up

- B727W25 Friday, December 12
(1 session) 10:00 a.m. - 1:00 p.m.
\$85 Members / \$92 Non-members

CREATING WITH INTENT: STORYTELLING WITH YOUR WORK

Richard Merchán
Skill level: ALL

"Create to create!" Feeling the urge to create is a gift, and if you are so inspired, don't stop. But how important is it for you to know where you are heading with your work? Art collectors and galleries love a good story – it helps them understand what your work is about, and it can help you understand where you want to go with your work, too! You'll identify your intentions – your art's "story" – through documentation (words and thumbnail sketches) and some research. You'll need to write (on your laptop, tablet or paper) and present to your fellow students during class. By the end of this course you'll have learned to create art as content. Bring a lunch for the half-hour break.

Enrollment limited to 15; ages 16 and up

- A392W25 Wednesday, September 24
(1 session) 9:30 a.m. - 4 p.m.
\$131 Members / \$145 Non-members

WORKSHOPS FOR ADULTS

THE GLORY OF AUTUMN: FLOWER ARRANGING

Art Center Faculty
Skill level: ALL

Celebrate autumn's beauty and create a fresh floral design to share or keep. Your instructor will share their award-winning floral design skills with you in this relaxing evening workshop. You'll leave with some new tips for making arrangements, and your creativity will be stirred to do more. Bring one or two vases, one shorter (about 6") and one medium height (about 9"), and garden shears or hand pruner. Price includes \$25 materials fee.

Enrollment limited to 12; ages 16 and up

A319W25 Thursday, September 25
(1 session) 6:30 - 8 p.m.
\$76 Members / \$82 Non-members

BOX BUILDING FOR BEGINNERS

Erin Maurelli
Skill level: ALL

Learn the basics of building boxes from scratch – a great introduction to book arts. Your finished project can be a safe place for a special item, present a piece of jewelry, or just be a chance to work with beautiful papers while learning book arts techniques. We'll create two different lidded boxes: one with a removable lid, and one with a hinged top. You'll be furnished with pre-cut book boards to work with, so you can focus on the techniques and decorative aspects of making boxes. Bring a lunch for the half-hour break. See materials list on the website.

Enrollment limited to 10; ages 16 and up

A732W25 Friday, September 26
(1 session) 9:30 a.m. - 4 p.m.
Call for pricing or visit
www.minnetonkaARTS.org

B732W25 Saturday, December 6
(1 session) 9:30 a.m. - 4 p.m.
Call for pricing or visit
www.minnetonkaARTS.org

PASTELS: LEARNING FROM THE MASTERS

Sophia Weisensel
Skill level: AB, I, AD

Copying famous paintings is a time-honored technique for painters of all ability levels to learn new skills. Doing it as a group, with demos and discussions along the way, offers even more opportunities to develop skills. You'll work from images selected by the instructor to nurture your understanding of color, different application techniques and expressive mark-making in this accessible medium. See suggested materials list on the website. Bring a lunch for the half-hour break.

Enrollment limited to 12; ages 16 and up

A418W25 Saturday, September 27
(1 session) 9:30 a.m. - 3:30 p.m.
\$120 Members / \$133 Non-members

TORCH-FIRED SILVER CLAY JEWELRY

Sarah Bober
Skill level: ALL

Learn how to make silver jewelry without saws or power tools by using precious metal clay. This flexible medium can be rolled, stamped, cut, and manipulated like traditional clay. Finished pieces are kiln or torch-fired to become 99.9% pure silver. Each week, students will learn and apply new techniques for working with metal clay and create a variety of unique jewelry designs. All tools provided. Price includes \$50 materials fee, which includes silver clay for the first class. Additional clay may be purchased during class for the subsequent weeks.

Enrollment limited to 12; ages 16 and up

A860W25 Tuesdays, September 30 - October 7
(2 sessions) 6 - 9 p.m.
\$181 Members / \$195 Non-members

B860W25 Tuesdays, December 9 - 16
(2 sessions) 6 - 9 p.m.
\$181 Members / \$195 Non-members

ENCAUSTIC PAINTING; WORKING WITH WAX

Jodi Reeb
Skill level: ALL

Explore creating the translucent, layered paintings only achieved with molten beeswax on Ampersand Encausticbord. A brief history and description of encaustic painting will be discussed as well as basic supplies and tools, safety, preparation of supports including application of grounds and fusing. A variety of techniques will be demonstrated such as image transfers, mixing your own paint, creating texture and working with masks and stencils. You'll have plenty of studio time and one-on-one instruction as you create paintings that develop your aesthetic and artistic voice with this medium. All levels welcome. Price includes \$50 materials fee. Bring a lunch for the half-hour break.

Enrollment limited to 10; ages 16 and up

A438W25 Friday, October 3
(1 session) 9:30 a.m. - 3:30 p.m.
\$164 Members / \$177 Non-members

LOOSEN UP! PAINTING PORTRAITS WITH SPEED AND STYLE

Richard Merchán
Skill level: AB, I, AD

Not all portraits demand days and weeks of labor. Learn to capture the essence of a sitter's appearance to create portraits quickly. Work with an established portrait artist to learn his 30-minute method. Beginning with a demo and inspiration, we'll work from live head/shoulder models. You can also bring someone to portray, or paint from images of your subject. Emphasis will be on working loosely to complete several paintings over the course of the day. This technique is ideal for artists with mid-level to advanced skill, but painters of all levels will gain useful insights into the portrait process. Work in oils, acrylics, or watercolors; see suggested materials list on the website. Bring a lunch for the half-hour break. Price includes model fee.

Enrollment limited to 12; ages 16 and up

A480W25 Friday, October 3
(1 session) 9:30 a.m. - 3:30 p.m.
\$160 Members / \$173 Non-members

GLASS MOSAICS

Julie Vogl
Skill level: ALL

Discover the art of making mosaics – or try out some new ideas if you've done it before! Bring your creativity and learn to clip and cut glass and apply grout to your own design. We will be working with stained glass as the primary material to create two mosaic works of art. Feel free to bring any small treasures (buttons, beads, single earrings, keys, coins) you may want to incorporate into your art (optional). Price includes \$20 materials fee.

Enrollment limited to 8; ages 16 and up

A969W25 Saturdays, October 4 - 11
(2 sessions) 9:00 a.m. - 12:30 p.m.
\$172 Members / \$189 Non-members

B969W25 Wednesdays, November 5 - 12
(2 sessions) 9:00 a.m. - Noon
\$172 Members / \$189 Non-members

PAINTER'S CHOICE: TWO-DAY PAINTING WORKSHOP

Michele Combs
Skill level: AB, I, AD

Treat yourself to two days of painting! Choose a subject you'd love to work on with some expert guidance, and bring plenty of photos for composition options. Michele will address the importance of choosing an image, thumbnail sketches, simplifying composition, underpainting, paint application, focal point, and color. Individualized instruction to strengthen your artistry. Work on one painting in the morning and another in the afternoon to maintain a fresh eye! See materials list on the website. Bring plenty of photos for composition options, your oil or acrylic painting supplies, and a lunch each day for the half-hour break.

Enrollment limited to 12; ages 16 and up

A481W25 Wednesdays, October 15 - 22
(2 sessions) 9:30 a.m. - 3:30 p.m.
\$239 Members / \$266 Non-members

PAINTING SKIES

Kevin Kluever
Skill level: ALL

Whether you're painting landscapes or need a background for a portrait, you can improve your work by learning to paint better skies! Working from a variety of examples, we'll study different approaches to rendering what's above and learn how to capture them in our own work. Bring your acrylic painting materials and enough painting surfaces to try some different techniques and styles.

Enrollment limited to 15; ages 16 and up

A488W25 Thursday, October 16
(1 session) 6 - 9 p.m.
\$65 Members / \$72 Non-members


FREEING ABSTRACTION!

Genie Castro
Skill level: ALL

Are you drawn to abstract art, but unsure of how to begin developing an image or deploying color? Need some new ideas, or just a good push into the middle of your next canvas? Ready to try working flat instead of using an easel? Develop more confidence in creating non-objective compositions during this workshop with Genie Castro, whose work is known for its bold sense of color and form. She'll offer tips to get you started and individual attention as your painting takes shape. Bring your own painting materials; additional materials provided. Price includes \$15 materials fee. Bring a lunch for the half-hour break.

Enrollment limited to 15; ages 16 and up

A430W25 Wednesday, October 22
(1 session) 9:30 a.m. - 4 p.m.
\$146 Members / \$160 Non-members



Kevin Kluever Painting Skies

WORKSHOPS FOR ADULTS

PAINTING WITH THE PRISMATIC PALETTE

Scott Lloyd Anderson
Skill level: AB, I, AD

Learn to mix paint and organize your palette in a way that facilitates the depiction of space and atmospheric effects - particularly useful for landscape painting! Developed by Frank DuMond, this approach to mixing and organizing your colors will increase your understanding of how to “pitch” the temperature and value of each color in your painting. Bring your painting supplies but check with the materials list on the website to make sure you’ve got the basics covered. Bring a lunch for the half-hour break.

Enrollment limited to 12; ages 16 and up

B444W25 Tuesday, November 4
(1 session) 9:00 a.m. - 4:00 p.m.
\$131 Members / \$145 Non-members

MAKING RINGS WITH METAL CLAY

Sarah Bober
Skill level: ALL

Design and create your own unique rings with precious metal clay! Learn techniques for making band, coil, and textured ring styles - construction techniques, proper sizing, and setting gemstones, if desired. Price includes materials fee of \$50 which includes 20g of precious metal clay (for first class) as well as gemstones and syringe clay for all class sessions. Students purchase additional metal clay for subsequent weeks.

Enrollment limited to 12; ages 16 and up

B866W25 Thursdays, November 6 - 20
(3 sessions) 6 - 9 p.m.
\$245 Members / \$267 non-members

COLOR WORKSHOP FOR PAINTERS

Jon Neuse
Skill level: ALL

Painters of all levels and mediums: make your acrylic, watercolor, oil, or oil pastel paintings more powerful and effective by gaining a better understanding of color in this six hour workshop. Explore the dynamics and use of color in this collaborative, hands-on workshop! Study color theory, how to use a color wheel, how to mix paints to make a color chart, and more. Class handout includes information on color theory. Materials list on website.

Enrollment limited to 12; ages 16 and up

B439W25 Friday - Saturday, November 7 - 8
(2 sessions) 9:00 a.m. - Noon
\$131 Members / \$145 Non-members

COZY HOOKED MUG MAT WORKSHOP

Laurie Lausen
Skill level: ALL

Flowers, foliage, birds... In this workshop, you’ll choose a favorite image and learn the basic techniques of rug hooking while creating a small mug mat. You’ll enjoy this early method of making rugs by pulling loops of wool fabric through a linen backing, and the result will be your very own design! All materials included. Bring simple design ideas or choose a template. Price includes \$25 materials fee.

Enrollment limited to 12; ages 16 and up

B735W25 Saturdays, November 8 - 15
(2 sessions) 9:30 a.m. - 12:30 p.m.
\$156 Members / \$170 Non-members

GEL PLATE PRINTMAKING

Lynn F. Pierson
Skill level: ALL

Create colorful prints without using a press or irritating solvents! Gel printing, using a polymer gel plate, offers an accessible printmaking method and cleans up easily, allowing you to create images more quickly and experimentally than other printmaking techniques. You can layer images, and incorporate stamps and stencils to expand your options. We’ll work on a smaller scale that allows you to complete three or four images. Price includes \$35 materials fee.

Enrollment limited to 12; ages 16 and up

B644W25 Thursday, November 13
(1 session) 9:30 a.m. - 12:30 p.m.
\$100 Members / \$107 Non-members

CREATING COLLAGES WITH AN ARTISTIC VOICE

Jon Neuse
Skill level: ALL

This workshop is an opportunity to explore and learn the dynamic of designing and making collages. The workshop is constructed so you can learn from your instructor and the other participants. In the first half the instructor will walk you through the steps of putting a collage together, discussing both the practical and esthetic considerations. The second half is set up for you to focus on making your own collage(s). A materials list is available on the website.

Enrollment limited to 12; ages 16 and up

B437W25 Friday - Saturday, November 14 - 15
(2 sessions) 9 a.m. - Noon
\$131 Members / \$145 Non-members

OIL & ACRYLIC ONE-DAY WORKSHOP

Michele Combs
Skill level: AB, I, AD

Here’s your chance to get some expert help with an image you’ve been meaning to paint! Bring a variety of reference photos of anything you’d like to paint. Michele will begin by demonstrating her painting process and how she plans out a painting, so you can be more successful with yours. Emphasizing composition, she’ll teach you to use value and color comparisons to help you capture the story you want to tell. Individual help at your easel. Bring your painting supplies or see the website for suggested materials. Bring a lunch for the half-hour break.

Enrollment limited to 15; ages 16 and up

B494W25 Wednesday, November 19
(1 session) 9:30 a.m. - 3:30 p.m.
\$120 Members / \$133 Non-members

MULTI-GENERATIONAL

SAORI WEAVING WORKSHOP - MULTIGENERATIONAL

Chiaki O’Brien
Skill level: ALL

Founded in Japan in 1968, Saori weaving is contemporary, free-style weaving without restrictions about what or how to weave. It emphasizes exploration, group learning, and self-expression, recognizing the difference between machines and people. In the process of creating, the maker identifies their true self. You will be guided in the basic steps to get you started, but the final form of your project will be a collaboration between you and your weaving. Your Saori loom will be prepared for you in advance, so you can begin weaving right away. All materials are provided, but if you have materials you’d like to incorporate into your project (yarn, strips of fabric, etc.) feel free to bring them. Price includes \$20 materials fee. Students ages 9 and up may register with or without an accompanying adult.

Enrollment limited to 12; ages 9 and up

B727W25 Friday, December 12
(1 session) 10:00 a.m. - 1:00 p.m.
\$85 Members / \$92 Non-members



Chiaki O’Brien Saori Weaving



Gel Plate Printmaking

MULTIGENERATIONAL

CLAY PENCIL HOLDERS

Art Center Faculty
Skill level: ALL

Create a clever pencil and tool holder for your desk, or for a friend. First you will make the body, sides and bottom, using basic handbuilding techniques like rolling and coiling. You can add lots of textural elements, or design a face like a robot, owl, or other creature. Patterns, leaves, or hearts may be added as embellishments, it is up to you! Adding surface designs and colorful underglazes to finish your artwork completes the project. Because of the bisque and glaze firing process, estimated pick up is three weeks after the class. Price includes all materials and firing fees.

Enrollment limited to 12; ages 8 and up

A137W25 Saturday, September 20
(1 session) 10:00 a.m. - Noon
\$60 Members / \$65 Non-members



Clay Pencil Holder

MONSTER MUGS

Art Center Faculty
Skill level: ALL

Join us in the clay studio to make a MONSTER MUG just in time for Halloween! Your mug may look like a Jack-o'-lantern, Frankenstein, a ghost, or a funny monster with crazy eyes. You will make the body of the mug with basic handbuilding techniques, like rolling and pinching. Then you will add a handle to your mug. Next you can carve a face or add funny details before you put the colorful underglazes for a colorful finish. Using your imagination will create a mug that is sure to be a favorite. Because of the bisque and glaze firing process, estimated pick up is three weeks after the class. Price includes all materials and firing fees.

Enrollment limited to 12; ages 8 and up

A138W25 Saturday, October 4
(1 session) 1:30 - 3:30 p.m.
\$60 members / \$65 Non-members

GORGEOUS GLASS HOLIDAY ORNAMENTS

Diane Petron
Skill level: ALL

Create sparkling, brilliant holiday decorations in fused glass! You will be guided through the process of designing your project, cutting the glass - easily done with a special tool - and assembling your piece so it is ready to be fused in the kiln. You may want to take more than one of these workshops - it is fun for both beginners and experienced fusers. The artist - instructor will guide you in designing pieces that fit your skill level. Ideas for ornaments will be available to get you started, but you are encouraged to explore your own creative designs, too! Price includes \$25 for materials and firing fees - all materials are provided. Because of the firing process estimated time for pick up is two weeks after the class.

Enrollment limited to 14; ages 10 and up

A052W25 Friday, October 17
(1 session) 1:00 - 3:30 p.m.
\$87 Members / \$93 Non-members

B052W25 Saturday, November 8
(1 sessions) 1:00 - 3:30 p.m.
\$87 Members / \$93 Non-members

B053W25 Saturday December 6
(1 sessions) 1:00 - 3:30 p.m.
\$87 Members / \$93 Non-members

CERAMIC HARVEST BOWLS

Alex Lange
Skill level: ALL

In this workshop you will learn to handbuild a small bowl. Using techniques like coiling, rolling, pinching, and molding, you will shape your bowl. Then add surface designs by carving, stamping, or small embellishments for interest. After adding colorful underglazes your bowl will be ready for the kiln. Because of the bisque and glaze firing process, estimated pick up is three weeks after the class. Price includes all materials and firing fees.

Enrollment limited to 12; ages 8 and up

B137W25 Saturday, November 1
(1 session) 1:30 p.m. - 3:30 p.m.
\$60 members / \$65 Non-members

CERAMIC KEEPSAKE BOXES

Alex Lange
Skill level: ALL

Using slab rolling techniques you will create a small box with your clay. You may make a lid for your box or keep it open. Adding textures to the sides of your box by carving, drawing, stamping or rubbing will add interest. You may add small embellishments like hearts, birds, or leaves. Then finish your design with colorful underglazes to complete the look. Because of the bisque and glaze firing process, estimated pick up is three weeks after the class. Price includes all materials and firing fees.

Enrollment limited to 12; ages 8 and up

B138W25 Saturday, November 22
(1 session) 1:30 - 3:30 p.m.
\$60 Members / \$65 Non-members

CHILDREN AND TEENS

YOUTH PAINTING STUDIO

Erin Stahl
Skill level: ALL

Young artists will have the chance to try both watercolors and acrylic paints in this painting studio. Each class will begin with exercises in color theory, color mixing or color relationships. Then using what you have learned you will make paintings of animals, still lifes, landscapes, and much more. Brush handling, dry brush, sgraffito, gestural, dabbing, palette knives, and other tools and techniques will be explored, as you learn about expressionism, impressionism, and finding your favorite ways to paint.

Enrollment limited to 12; ages 6 to 10

A17325 Saturdays, September 13 - October 25
(7 sessions) 9:30 a.m. - 11:00 a.m.
\$146 Members / \$161 Non-members

B17325 Saturdays, November 1 - December 20
(7 sessions) 9:30 a.m. - 11:00 a.m.
No class November 29
\$146 Members / \$161 Non-members



Youth Painting Studio

TWEEN DRAWING STUDIO

Erin Stahl
Skill level: ALL

Explore drawing with sketching prompts. Each class will offer projects that help you understand shading, dimension, expression, composition, contrast and other formal concepts. You will try your hand at still lifes, architectural drawing, shapes and forms, fantasy, self portraits, gallery artwork and more, while learning to see light and shadow. This is an experiential, open studio that offers personal, 1:1 feedback, ideas and encouragement. Bring a 14" x 17" sketchbook, 2B pencils and Pink Pearl eraser to the first class.

Enrollment limited to 12; ages 11 to 15

A17725 Saturdays, September 13 - October 25
(7 sessions) 11:30 a.m. - 1:00 p.m.
\$146 Members / \$161 Non-members

B17725 Saturdays, November 1 - December 20
(7 sessions) 11:30 a.m. - 1:00 p.m.
No class November 29
\$146 Members / \$161 Non-members

COMIC ARTS FOR KIDS

Kristina Wacker
Skill level: ALL

Looking at examples of comic and cartoon characters will fuel your imagination. This class will guide you as you create your own comic characters, scenarios, vehicles, animals, places, and stories. Using graphite pencils, markers, colored pencils, and water based paints, your creations will come to life on the page. Have fun while you learn to develop your ideas into comics for yourself, or to share with others.

Enrollment limited to 12; ages 6 to 10

A19725 Saturdays, September 13 - October 25
(7 sessions) 9:30 a.m. - 11 a.m.
\$146 Members / \$161 Non-members

B19725 Saturdays, November 1 - December 20
(7 sessions) 9:30 a.m. - 11:00 a.m.
\$146 Members / \$161 Non-members

FANTASTIC ART FOR TWEENS

Kristina Wacker
Skill level: ALL

Free up your imagination to draw and paint your own colorful, fantasy world. You will draw magical creatures and characters in active poses that showcase their talents and personal traits. Class will include drawing prompts to jumpstart your character development and fantasy worldbuilding. Experiment with shading, value, perspective, and lighting techniques to improve your fantasy drawings. This class will use a variety of art mediums like colored pencils, pens, markers, and water based paints.

Enrollment limited to 12; ages 11 to 15

A19225 Saturdays, September 13 - October 25
(7 sessions) 11:30 a.m. - 1 p.m.
\$146 Members / \$161 Non-members

B19225 Saturdays, November 1 - December 20
(7 sessions) 11:30 a.m. - 1 p.m.
No class November 29
\$146 Members / \$161 Non-members

SPECIAL PROJECTS PAINTING

Kevin Kluever
Skill level: ALL

This class is for young people who love to paint and want to try more techniques. You may bring in your own ideas for special projects or make use of prompts from the artist-instructor. There will be some painting exercises but most of class time will be spent to complete more finished artworks of your own creation. Acylic paint, canvases, paint, brushes, paper will all be provided. You will practice the art of painting and complete projects as you deepen your understanding of light, shadow, color, dimension, composition, and subject matter.

Enrollment limited to 12; ages 11 to 15

A18025 Saturdays, September 13 - October 25
(7 sessions) 1:30 - 3 p.m.
\$146 Members / \$161 Non-members

B18025 Saturdays, November 1 - December 20
(7 sessions) 1:30 - 3 p.m.
\$146 Members / \$161 Non-members

Fall 2025 Artist-Instructor Bios

Clarice Allgood graduated from Northern Clay Center's MN NICE advanced certificate program after studying at Anderson Ranch and Penland, and completing a series of residencies. She works with both thrown and hand-built forms.

Scott Lloyd Anderson is a full time, nationally known landscape oil painter and teacher. His previous career as a magazine art director greatly informs his approach to picture-making. His work is included in the collections of the Minnesota Historical Society and many private and corporate patrons. He has won awards across the country, and he has painted in China, Italy, England, Mexico and Canada.

Bradley Benn comes to pottery after earning degrees in engineering, BSEE and BSIE, from Washington University in St. Louis, working in industry and making harpsichords. He served as Assistant Director and managed the pottery studio at Edina Art Center.

Traudi Bestler trained at the Weavers Guild of Minnesota, The Weaving School and Sievers School of Fiber Arts. She has been a teacher of weaving, dyeing and fiber arts for more than 20 years.

Sarah Bober studied fine arts at St. Olaf College. She began making jewelry in 2007 and has been selling her work at art shows and teaching classes ever since, specializing in metal art clay.

Kai Brisk graduated from Northern State University in Aberdeen, SD, with a degree in Fine Arts, and interned with Minnesota potter Jon Schmidt. He cultivates a natural look in his atmospherically fired work and emphasizes function in the forms he creates.

Krissy Catt has been building her career in clay, with a focus on handbuilding, for more than 20 years. Besides her business, Catt Ceramics, Krissy works in the Edina Schools and with senior adults.

Alex Chinn grew up in rural Massachusetts in an old farm house with his painter mother. He was exposed to many forms of art, including clay, from early childhood. Clay became his primary artistic outlet while studying with Ron Gallas at Macalaster. In 1998 Alex formed his studio, Ceramic Chinn. Alex makes sculptures, tiles, and functional pottery, inspired by nature and daily household use.

Michele Combs is a plein air, impressionistic painter who has been painting since 1995, and teaching since 2005. She studied classical realism at the Minnesota River School of Fine Art and with nationally recognized artists.

Coco Connolly brings artistic talents honed during her extensive design training to her watercolor practice, softening precise line work with impressionistic, flowing color to create the depictions of landscape, people, and environments that capture her imagination.

Kathy Creger has a passion for botanicals that began with a class at the Minnesota School of Botanical Art, studying with Marilyn Garber. Kathy's orchid illustrations appear in several international publications, including *"Orchids of Tropical America, an introduction and Guide."* Her work is included in the permanent collection of the Eloise Butler Wildflower Garden Florilegium.

Kären Dahl studied with Michael Frey at the School of Realism and with Jeff Hurinenko learning the Dutch, Flemish style of the Old Masters. An experienced instructor, she's taught adults of all ages in a variety of settings.

If a class description lists “Art Center Faculty,” it means that as this catalog went to print, an instructor had not yet been assigned. Please check the class description on the website or call the Registrar for more current information.

Lynn Foskett Pierson received her BFA in painting from Northern Illinois University and has exhibited her work extensively in the Southeast in addition to being active in various arts organizations there. Having relocated to Minnesota, she is establishing her studio and art practice here. She enjoys the unexpected elements of the creative process, and cultivates them in her work.

Jim Geisinger was trained in classical realism but prefers to paint in a looser, thicker, more fanciful style, more in line with his personality. He's exhibited his work widely in both local and international juried exhibitions, and won numerous awards for it. He is currently the president of the Minnesota Artists Association.

Julie Humiston strives to be a Renaissance Person. Her experience in the visual arts includes experience as a graphic production artist and managing an art supply store. She's also dabbled in other creative areas including writing, theater, music, and gardening.

Sonja Hutchinson is a Signature member of the Minnesota Watercolor Society and has been painting in watercolor since 2001. Her artwork employs both traditional and non-traditional watercolor techniques.

Kevin Kluever teaches art to students of all ages, creates paintings in his studio, and also takes on mural commissions (more than fifty of them, both indoor and outdoor), which can be found throughout the West Hennepin area, especially Maple Plain. A self-taught landscape painter, he learned to paint the way he likes to teach it: by studying the masters.

Alex Lange is a teacher and potter working in Minneapolis, Minnesota. Alex started his work in clay in the vibrant Powderhorn Park pottery community and has continued his development at the Northern Clay Center in the MN NICE Program. He has worked and taught in many community studios across the Twin Cities and is grateful to the wealth of knowledge and community in these amazing spaces.

Bonnie Lauber-Westover has taught in the Minneapolis area for over 25 years at schools, colleges, and art centers. She has exhibited widely, been a juror at art competitions, and worked as a visiting artist at many art centers and schools.

Laurie Lausen is an avid rug hooker who began designing and hooking rugs in the early 70s. In the 80s she founded her studio, gallery and retail shop, The Wooly Red Rug. Laurie is one of “America's Best” in the Directory of Traditional American Crafts.

Barbara Lidfors received her Master of Fine Arts degree from Vermont College of Norwich University before moving to Germany, where she served as Assistant Adjunct Professor for Art at University of Maryland in Europe (Heidelberg) and exhibited her work in over a hundred solo and group shows throughout Germany and other countries.

Mary McKee's degree in Fine Arts led to a career in marketing as well as serving as Calligrapher and Designer for the Minnesota Senate Office for the past thirty years, in addition to part time work for the MN Court of Appeals and House of Representatives. She's taught Calligraphy/ Manuscript classes at St Cloud State University, North Hennepin and St Paul Technical schools.

Richard Merchán is an actively exhibiting painter, sculptor and author represented by art galleries in the U.S. and Europe. A MCAD graduate, Merchán has also worked as a seasoned creative director in corporate environments, working closely with publishers, editors, writers, designers, illustrators and photographers globally, now bringing his extensive experiences to students at MCFTA. “Sharing with students what I have learned in my 40+ year career is meaningful.”

Visit our website for longer artist bios and links to their websites, articles and more minnetonkaarts.org/about-us/artist-instructors

Erin Maurelli received her Master Printer Certificate from Tamarind institute for Lithography, her MFA in Printmaking from the University of Iowa, and a Book Arts Certificate from the University of Iowa's Center for the Book. Her practice centers on printmaking, letterpress, and book arts.

Ernest Miller, Jr. is a ceramicist and sculptor with extensive teaching experience. Ernest is an exhibitor and award winner in many juried shows locally and nationally. His work is widely collected.

Jon Neuse has been teaching for the past 25 years in a variety of media, including abstract landscape, abstract figures, collage, and monotype. Jon's work has been described as playful and childlike with an emphasis on color. His work has evolved over the years, from his early large-scale monotypes to his current exploration with 3-D accordion books.

Kevan Nitzberg received his BFA from Pratt Institute and M Ed majoring in Art Education from the U of M in Minneapolis. He's taught in various settings in NY and the Twin Cities. A former member of the Art Educators Executive Board and former Visual Arts Coordinator for the Minnesota State High School League, he now serves as a judge in the MSHSL Visual Arts Competition (sections 4AA and 5AA).

Chiaki O'Brien is a Saori weaving artist/instructor as well as a Taiko (Japanese drumming) performer/ instructor, working with students of all ages and abilities. She is the founder of Studio Fun in Bloomington. Her approach to teaching involves both individual problem-solving and group learning.

Dorothy Odland holds a B.F.A. and M.F.A. from the U of MN. She is a founding member of the Women's Art Resources of Minnesota (WARM) and has been an exhibitor, award winner, juror and gallery lecturer for more than 25 years.

Dyan Padgett followed her BA in Fine Arts from DePauw University with extensive full-time studies at the Atelier in Minneapolis and many workshops with eminent painters in which she perfected her representational style of painting in oils. Her still life and floral paintings emphasize natural light and color, influenced by her time studying Dutch masters in the Netherlands

Lee Persell is the Ceramics Studio Manager for the MCFTA. She exhibits in shows and galleries throughout the Midwest and has taught at the Art Center since 1997.

Diane Petron's experiences in ceramics and fused glass classes at MCFTA inspired her to make the transition to teaching as she cultivated her expertise. Although she holds a BA in music education, she finds she enjoys teaching art much more than music!

Dan Petrov is a classically trained artist and instructor with more than 25 years of experience, including studying and exhibiting in Europe, Canada, and the U.S. He specializes in Renaissance and Flemish oil painting methods and modern forms of *alla prima* (wet-on-wet) painting.

Frank Picos is a Sculpture Studio Assistant at MCFTA and teaches stone carving for both youth and adults. He is a member of the Society of Minnesota Sculptors. Frank is a part-time artist and supports the Art Center with his construction experience.

Jodi Reeb received her BFA from the Minneapolis College of Art and Design. She has received numerous awards for her mixed-media work, which may be found in private and corporate collections nationally. A talented teacher, Jodi has taught at the college level as well as at community art centers.

Bill Reynolds has worked as a professional illustrator and designer since 1981, producing work for national and international clients and ad agencies. He studied at MCAD and St Kate's, and taught at the Art Institutes International Minnesota for more than ten years.

Frederick Richter has been a practicing architect and real estate developer for over forty years, with architectural degrees from the University of Minnesota and MIT. A devoted world traveler and sketcher, he has taught Urban Design and Architecture at Macalester College and the University of Minnesota.

Danny Saathoff is an artist and instructor who splits his time between sculptural art and jewelry design, believing that the two art forms directly influence one another. He also teaches at Carleton College.

Molly Sandweiss comes to us from the University of Iowa, where she's completed her MFA in Jewelry and Metalsmithing and taught classes, having graduated from Carleton College with a BA in Studio Arts.

Erin Stahl grew up in Fergus Falls, MN and earned her B.F.A. in Painting from Drake University. She has been a mixed media artist, graphic designer, and community art teacher for over 20 years. Her own creative work focuses on art journaling, mixed media, and watercolor. While she teaches artists of all ages, helping kids nurture their creative spark is her favorite part of teaching. Erin also serves as a Teaching Artist for Caponi Art Park in Eagan, MN.

Julie Vogl began her glass mosaic work with stained glass in a neighborhood community class, moving up to Tiffany-style lampshades. Her desire to pursue glass in another art form led her to glass mosaics, in which she incorporates an array of other media and objects.

Kristina Wacker Kristina Wacker is an illustrator, animator, and frequent dabbler of mediums, having received her BFA in Illustration from the Minneapolis College of Art & Design (MCAD). Much of her practice revolves around the themes of fantasy and nature, and she spends much of her work exploring worldbuilding, color, and the joys of artistic experimentation. Her primary mediums are digital art, pen & ink, watercolor, and comics.

Art Weeks is an award-winning artist in a variety of mediums including pastel, oil, acrylic and watercolor. He is active in the Lake Country Pastel Society, Minnesota Watercolor Society, Outdoor Painters of Minnesota, and NorthStar Watermedia Society. A retired architect, he holds a B.A. in architecture from the University of Illinois. He enjoys pastels as an artistic medium because of the rich color and combination of drawing and painting skills the medium requires.

Sophia Weisensel received her MFA from New York Academy of Art, where she's taught figurative painting and drawing classes, but focuses on the people of the rural Midwest as the subject of her art, exploring themes such as coming of age and family dynamics in her psychologically resonant images.

NEW STUDENT DISCOUNT

If you've never taken a class with us before, enjoy a 10% savings on your first registration! (Details, p. 19)

Call the Registrar at 952.473.7361, x. 160 to claim this benefit! It cannot be processed online or combined with other discounts.

Art Center Hours*

Monday	9 a.m. - 4 p.m.
Tuesday	9 a.m. - 9 p.m.
Wednesday	9 a.m. - 4 p.m.
Thursday	9 a.m. - 9 p.m.
Friday	9 a.m. - 4 p.m.
Saturday	9 a.m. - 4 p.m.
Sunday	Closed

The Art Center is closed these holidays: New Year’s Day, Memorial Day, Independence Day, Labor Day, Thanksgiving Day, Christmas Eve Day and Christmas Day.

The Art Center is closed two weeks each year: the week before Labor Day for cleaning and maintenance and the week from Christmas Day through New Year’s Day. Phone lines will be open these weeks, M-F, excluding holidays, from 9 a.m. – 4 p.m.

Weather closings will be posted to our website, news outlets, and social media. We follow the Orono Public Schools regarding closures and late starts (when the Art Center will open at 10 a.m.). Weather related cancellation policy is on page 19.

Open Studio is a free benefit for currently registered students only, so they may continue artwork projects outside of class. Call the Registrar for available open studio hours.
*Subject to change. Check the website for updates.

Art Center Café Hours

The Art Center Cafe remains closed until further notice.

OUR MISSION

In the belief that the visual arts are indispensable to a healthy community, it is the mission of the Minnetonka Center for the Arts to provide teaching excellence, quality exhibitions and cultural enrichment for people of all ages, interests, and abilities.

Minnetonka Center for the Arts

2240 North Shore Drive
Wayzata, MN 55391-9347

minnetonkaARTS.org
952.473.7361, x. 160

Nonprofit
Organization
U.S. Postage
PAID
Minnetonka
Center for the Arts

This activity is made possible by the voters of Minnesota through a Minnesota State Arts Board Operating Support Grant, thanks to a legislative appropriation from the arts and cultural heritage fund.



LOCATION 2240 North Shore Drive, Wayzata 55391-9347

Just 20 minutes from downtown Minneapolis and 5 minutes from downtown Wayzata
Two blocks west of the Dakota Rail Regional Trail
About 1/2 mile from the Noerenberg Gardens



/VISUALLY SPEAKING/ F A L L 2 0 2 5

Minnetonka Center for the Arts

Classes / Exhibits / Outreach

Fall Courses at MCFTA / PAGES 8 – 17

Exhibits / PAGE 2

Flock of Houses by Gail Katz-James